

**DELAWARE RIVER**  
**JOINT TOLL BRIDGE COMMISSION**  
**MINUTES**  
**MEETING OF FEBRUARY 24, 2025**

**DELAWARE RIVER JOINT TOLL BRIDGE COMMISSION**

**MEMBERS OF THE COMMISSION**

**NEW JERSEY**

HONORABLE ALADAR KOMJATHY

**Chairman**

HONORABLE MICHAEL B. LAVERY

VACANT

HONORABLE LORI CIESLA

HONORABLE YUKI MOORE LAURENTI

**Treasurer**

**PENNSYLVANIA**

HONORABLE PAMELA JANVEY

**Vice Chair**

HONORABLE DANIELLA YOUNG

HONORABLE ISMAIL A. SHAHID

HONORABLE DANIEL GRACE

HONORABLE JOHN D. CHRISTY

**Secretary**

**DELAWARE RIVER JOINT TOLL BRIDGE COMMISSION**

**STANDING COMMITTEES**

**FINANCE, INSURANCE MANAGEMENT AND OPERATIONS**

**PENNSYLVANIA:** Janvey, Shahid

**NEW JERSEY:** Ciesla, Komjathy\*

**PROJECTS, PROPERTY AND EQUIPMENT**

**PENNSYLVANIA:** Christy\*, Young

**NEW JERSEY:** Lavery, VACANT

**PROFESSIONAL SERVICES**

**PENNSYLVANIA:** Christy, Janvey

**NEW JERSEY:** Komjathy\*, VACANT

**PERSONNEL**

**PENNSYLVANIA:** Young, Grace\*

**NEW JERSEY:** Laurenti, Komjathy

---

**AUDIT COMMITTEE**

**PENNSYLVANIA:** Janvey, Shahid\*

**NEW JERSEY:** Laurenti, Lavery

**ADMINISTRATIVE COMMITTEE**

**PENNSYLVANIA:** Grace, Shahid

**NEW JERSEY:** Ciesla, Laurenti\*

Chairman and Vice Chair are Ex-Officio of All Committees

\*Chairperson of Committee

**DELAWARE RIVER JOINT TOLL BRIDGE COMMISSION**  
**RECAPITULATION OF COMMITTEE MEMBERSHIP**

<b>Lavery</b>	(1)	Projects, Property and Equipment
	(2)	Audit Committee
<b>Laurenti</b>	(1)	Personnel
	(2)	Audit Committee
	(3)	Administrative Committee (Chairperson)
<b>VACANT</b>	(1)	Projects, Property and Equipment
	(2)	Professional Services
<b>Ciesla</b>	(1)	Finance, Insurance Management Operations
	(2)	Administrative Committee
<b>Komjathy</b>	(1)	Ex-Officio of all Committees
	(2)	Finance, Insurance Management Operations (Chairperson)
	(3)	Professional Services (Chairperson)
	(4)	Personnel
<b>Janvey</b>	(1)	Ex-Officio of all Committees
	(2)	Finance, Insurance Management and Operations
	(3)	Audit Committee
	(4)	Professional Services
<b>Grace</b>	(1)	Administrative Committee
	(2)	Personnel Committee (Chairperson)
<b>Christy</b>	(1)	Projects, Property and Equipment (Chairperson)
	(2)	Professional Services
<b>Young</b>	(1)	Projects, Property and Equipment
	(2)	Personnel
<b>Shahid</b>	(1)	Finance, Insurance Management Operations
	(2)	Audit Committee (Chairperson)
	(3)	Administrative Committee

**DELAWARE RIVER JOINT TOLL BRIDGE COMMISSION**

**PROFESSIONAL ASSOCIATES**

**CONSULTING ENGINEERS**

PICKERING, CORTS & SUMMERSON, INC.  
Newtown, Pennsylvania

**GENERAL COUNSEL**

ARCHER  
Philadelphia, Pennsylvania

FLORIO, PERRUCCI, STEINHARDT & CAPPELLI  
Phillipsburg, New Jersey

**LABOR COUNSEL**

STRADLEY, RONON  
Philadelphia, Pennsylvania

CHISEA, SHAHINIAN & GIANTOMASI  
West Orange, New Jersey

**AUDITOR**

MERCADIEN, P.C.  
Hamilton, New Jersey

**FINANCIAL ADVISOR**

ACACIA FINANCIAL GROUP  
Mt. Laurel, New Jersey

**COMMUNICATIONS CONSULTANT**

BELLEVUE COMMUNICATIONS  
Philadelphia, Pennsylvania

**INVESTMENT ADVISOR**

STONERIDGE PMG ADVISORS, LLC  
Radnor, Pennsylvania

# DELAWARE RIVER JOINT TOLL BRIDGE COMMISSION

## ORGANIZATION CHART

### COMMISSIONERS

**Executive Director**  
Joseph J. Resta

**Chief Engineer**  
Kevin Skeels

Assistant Chief Engineer  
Steven Burke

**Deputy Executive Director  
of Operations**  
Mark Murranko

Senior Director of Public  
Safety & Bridge Security  
Matthew Hartigan

Senior Director of  
Maintenance & Fleet  
Operations  
Lendell Jones

Director of Toll  
Supported Bridge,  
Control Center & ESS  
Operations  
J. Eric Freeman

Director of Toll  
Operations  
Michele Gara

Director of  
Maintenance &  
Fleet Operations  
LeVar Talley

**Deputy Executive Director  
of Communications**  
Joseph Donnelly

Director of Community Affairs  
Jodee Inscho

**Chief Administrative  
Officer**  
Arnold Conoline

Director of Contract  
Compliance  
Christine Baker

Director of E-ZPass  
Phillip Calabro

Senior Director of Human  
Resources  
Joanna Cruz

Senior Director of Information  
Technology  
John Bencivengo

Director of Purchasing  
Philip Abate

Senior Director of Training &  
Workplace Safety  
John Mills

Director of Training  
Jack Baum

Director of  
Workplace Safety  
William Hauck

**Chief Financial Officer**  
Qiyao Zhao

Comptroller  
Charmaine Graves

**DELAWARE RIVER JOINT TOLL BRIDGE COMMISSION**

**Meeting of February 24, 2025**

**INDEX TO MINUTES**

	<b>PAGE</b>
1. Call to Order.....	1
2. Appearances.....	1 - 2
3. Roll Call.....	2
4. Welcome Remarks of the Executive Director .....	2
5. Introduction of Comments from the Public.....	2
6. Executive Director’s Report.....	3
7. Approval of Minutes for Commission Meeting held January 27, 2025.....	3 - 4
8. Approval of Operations Report-Month of January 2025.....	4
9. Establishment of a Pool for Bond Counsel Services.....	4 - 5
10. Establishment of a Pool for Bond Transaction Financial Advisory Services.....	5 - 6
11. Establishment of a Pool for Investment Banking and Underwriting Services.....	6
12. Acceptance of 2024 Traffic Engineering Report Year 2025 Toll Bridge Traffic Volume and Revenue Projections Submitted by the Traffic Engineering Consultant, C-761A.....	7
13. Traffic Engineering Consultant 2021-2022 Annual Reports, Contract No. C-761A, Agreement Extension ...	7 - 8
14. Appointment of Douglas Crawn to Maintenance Worker III, Northern Region....	8
15. Appointment of James Dixon to Toll Bridge Monitor II, Northern Region.....	8 - 9

**DELAWARE RIVER JOINT TOLL BRIDGE COMMISSION**

**Meeting of February 24, 2025**

16. Appointment of Christopher Eiseloefle to Toll Bridge Monitor II, Northern Region.....	9
17. Appointment of Brandon Gargan to Toll Bridge Monitor II, Northern Region.....	9 - 10
18. Appointment of Thomas Roper to Toll Bridge Monitor II, Northern Region.....	10
19. Appointment of Christopher Bittenmaster to Toll Bridge Monitor II, Southern Region.....	10 - 11
20. Appointment of Collin Patricia to Control Center Monitor II.....	11
21. Appointment of Nicholas DiDonato Jr., to Control Center Monitor II.....	11 - 12
22. Promotion of Susan Mitstifer to Control Center Supervisor.....	12
23. Promotion of Denis Stites to Toll Bridge Corporal, Central Region.....	12 - 13
24. Promotion of Matthew Pisciotto to Toll Bridge Corporal, Central Region.....	13
25. Promotion of David Korp to Toll Bridge Corporal, Central Region.....	13 - 14
26. Promotion of Sean Cordrey to Toll Bridge Corporal, Southern Region.....	14
27. Promotion of Robert Doyle Toll Bridge Lieutenant, Southern Region.....	14 - 15
28. Promotion of Public Safety & Bridge Security Employees (3) Individuals.....	15 - 16
29. Approval of Retirement Benefits, Susan Lobb, Toll Bridge Sergeant.....	16
30. Approve Payment of Invoices, Chiesa, Shahinian & Giantomasi, NJ Labor Counsel.....	16 - 17



**DELAWARE RIVER JOINT TOLL BRIDGE COMMISSION**

**Meeting of February 24, 2025**

31. Approve Payment of Invoices, Archer Law, PA General Counsel.....	17
32. Approve Payment of Invoices, Stradley Ronon, PA Labor Counsel.....	17 - 18
33. Approve Payment of Invoices, Florio, Perrucci, Steinhardt and Cappelli, NJ General Counsel.....	18
34. Invite Any Comments from the Public.....	18 - 21
35. Scheduling of the March 31, 2025 Meeting .....	21
36. Adjournment.....	21 - 22

**DELAWARE RIVER JOINT TOLL BRIDGE COMMISSION**  
**Meeting of February 24, 2025**

**CALL TO ORDER**

The Regular Monthly Meeting of the Delaware River Joint Toll Bridge Commission was called to order at the Scudder Falls Administration Building via Microsoft Teams and in person on Monday, February 24, 2025, at 10:34 a.m. pursuant to notice properly forwarded to each member in compliance with the by-laws. Joseph J. Resta, Executive Director presided at this meeting.

**APPEARANCES:**

**COMMISSION MEMBERS:**

Hon. Aladar Komjathy (New Jersey)  
Hon. Michael Lavery (New Jersey)  
Hon. Pamela Janvey (Pennsylvania)  
Hon. Yuki Moore Laurenti (New Jersey)  
Hon. Ismail Shahid (Pennsylvania) (Joined at 10:41 am)  
Hon. John Christy (Pennsylvania)  
Hon. Daniella Young (Pennsylvania)

**COMMISSION MEMBERS ABSENT:**

Hon. Daniel Grace (Pennsylvania)  
Hon. Lori Ciesla (New Jersey)

**COMMISSION COUNSEL:**

Jonathan Bloom, Stradley Ronon, Pennsylvania  
Shelley Smith, Archer Law, Pennsylvania  
Seth Tipton, Florio, Perrucci Steinhardt & Cappelli, New Jersey  
Brian O'Neill, Chiesa, Shahinian & Giantomasi, New Jersey

**GOVERNORS' REPRESENTATIVES:**

Dorian Smith, NJ Governor's Office  
Anthony Luker, PA Governor's Office (Joined at 10:48am)

**COMMISSION STAFF MEMBERS:**

Arnold Conoline, Chief Administrative Officer  
Kevin Skeels, Chief Engineer  
Qiyan (Tracy) Zhao, Chief Financial Officer  
Joseph Donnelly, Deputy Executive Director of Communications  
Charmaine Graves, Comptroller

**DELAWARE RIVER JOINT TOLL BRIDGE COMMISSION**  
**Meeting of February 24, 2025**

Mark Murranko, Deputy Executive Director of Operations  
Joanna Cruz, Human Resources Director  
Jodee Inscho, Director of Community Affairs  
Donna Tronolone, Administrative Generalist, Executive Office  
Heather McConnell, Executive Administrative Generalist/Commissioner Liaison

**PROFESSIONAL ASSOCIATES:**

Pete Peterson, Bellevue Associates  
Alex Styer, Bellevue Associates

**OTHERS:**

Executive Director Resta addressed the meeting and said:

*Welcome visitors. We have a number of visitors on the Teams meeting. We will get to those later, but in person with us today is:*

Kathleen Pisauro, Upper Makefield Township

**ROLL CALL**

Joseph Resta, Executive Director, in his capacity as Secretary for this Meeting called the roll, and at the conclusion thereof, reported that there was a quorum present-there being three members present from the Commonwealth of Pennsylvania and three members present from the State of New Jersey.

**WELCOMING REMARKS OF THE EXECUTIVE DIRECTOR**

Executive Director Resta welcomed those persons whose identities are set forth hereinabove under "Appearances".

**INTRODUCE ANY COMMENTS FROM THE PUBLIC**

Executive Director Resta addressed the meeting and said:

*This is the point in the meeting where we invite comments on agenda items. So, if folks have comments on today's agenda, now is the time to voice those comments. There will be an opportunity a little later in the meeting for new business comments, but these comments that we're soliciting right now are comments on the agenda. The Commission has instituted procedures for public comment. Speakers will be allowed one three-minute time frame to provide comment. There will be no repeat speakers and no yielding time to another speaker.*

**DELAWARE RIVER JOINT TOLL BRIDGE COMMISSION**  
**Meeting of February 24, 2025**

**EXECUTIVE DIRECTOR'S REPORT**

*Good morning, commissioners, in addition to personnel-related and legal invoice-related resolutions, there are items for your consideration today that will fulfill important requirements for the Commission.*

*The Bond Indenture that the Bridge Commission utilizes for a portion of its proceeds to fund capital projects requires, on an annual basis; a traffic engineering report that looks back on the results of the prior year and further provides analysis for the coming year. These traffic and revenue predictions are the basis of the Commission's Debt Service Coverage Ratio. In addition, commissioners enacted a Financial Resilience Policy whereby the target for debt service coverage ratio is two times coverage or greater, and, as evidenced by the report to be considered today-projections for this year are over two times coverage.*

*The Commission has kicked off its independent audit season with its Auditor SB & Company. Commission staff will provide SB with all data required, and auditor field work will commence soon. After adoption by Commissioners, the audit itself will appear on our website when complete.*

*Lastly, the Commission has pushed projects to prospective outyear funding scenarios over the past couple of years due to diminishing capital reserves available for bridge rehabilitations and other capital needs. As such, for commissioner's consideration today, there are resolutions to develop a pool of service providers for: bond counsel, bond transaction financial advisor, investment banking, underwriting services, and traffic engineer for multiyear traffic and revenue study. These resolutions, in addition to analysis with our financial advisor, are the first steps to generating a plan of finance for consideration later this year, so please support these and all resolutions for consideration today.*

*Thank you, Commissioners, this concludes my report.*

**APPROVAL OF MINUTES FOR COMMISSION MEETING JANUARY 27, 2025**

**R: 5098-02-25-ADM-01-02-25**

Executive Director Resta addressed the meeting and requested the adoption of a Resolution approving the Minutes of the Commission Meeting held January 27, 2025.

At the conclusion of the review, Vice Chair Janvey moved and Chairman Komjathy seconded the adoption of the following Resolution:

**"RESOLVED:** by the Delaware River Joint Toll Bridge Commission at its Regular Meeting assembled this 24<sup>th</sup> day of February 2025 that the Minutes of the Commission Meeting held on January 27, 2025, be adopted and the same hereby are approved."

Executive Director Resta reported that there were three affirmative votes from New Jersey, and three affirmative votes from Pennsylvania.

**DELAWARE RIVER JOINT TOLL BRIDGE COMMISSION**  
**Meeting of February 24, 2025**

Executive Director Resta then invited any further questions on the Resolution. No further questions were presented, and the Resolution was unanimously adopted.

Secretary's note:  
Commissioner Shahid joined the meeting at 10:41am

**APPROVAL OF OPERATIONS REPORT-MONTH OF JANUARY 2025**

**R: 5099-02-25-ADM-02-02-25**

Executive Director Resta addressed the meeting and asked if there were any questions on any of the reports contained in the "Operations Report".

At the conclusion of the review, Chairman Komjathy moved and Vice Chair Janvey seconded the adoption of the following Resolution:

**"RESOLVED:** by the Delaware River Joint Toll Bridge Commission at its Regular Meeting assembled this 24<sup>th</sup> Day of February 2025 that the Operations Report, which reflects Commission activity for the month of January 2025 is hereby approved."

Executive Director Resta reported that there were three affirmative votes from New Jersey, and four affirmative votes from Pennsylvania.

Executive Director Resta then invited any further questions on the Resolution. No further questions were presented, and the Resolution was unanimously adopted.

**ESTABLISHMENT OF A POOL FOR BOND COUNSEL SERVICES**

**R: 5100-02-25-FIN-01-02-25**

Executive Director Resta addressed the Meeting and asked the Commission Members, if, after their review, there were any questions.

At the conclusion of the review, Vice Char Janvey moved and Chairman Komjathy seconded the adoption of the following Resolution:

**"RESOLVED:** by the Delaware River Joint Toll Bridge Commission at its Regular Meeting assembled this 24<sup>th</sup> Day of February 2025 that the Commission, establish a Bond Counsel pool, comprising the following firms, all judged to be competent and qualified to serve the needs of the Commission, is hereby established: Ahmad Zaffarese, LLP, Philadelphia, PA; Ballard Spahr, LLP, Philadelphia, PA; Dilworth Paxson LLP, Philadelphia, PA; Gibbons, P.C., Newark, NJ; Hardwick Law Firm, LLC, Pittsburgh, PA; Hawkins Delafield & Wood LLP, Newark, NJ; McManimon Scotland & Baumann, LLC, Roseland, NJ; Nixon Peabody LLP, New York, NY; Obermayer Rebmann Maxwell & Hippel LLP, Philadelphia, PA; Reed Smith LLP, Philadelphia, PA; Saul Ewing LLP, Philadelphia, PA; Stevens & Lee, P.C., Reading, PA; Stradley Ronon Stevens & Young, LLP, Malvern, PA; Wilentz, Goldman & Spitzer, P.A., Woodbridge, NJ;

**DELAWARE RIVER JOINT TOLL BRIDGE COMMISSION**  
**Meeting of February 24, 2025**

**“RESOLVED:** The anticipated duration of the pool is for a period of three years unless sooner terminated or extended by the Commission;

**“RESOLVED:** Upon subsequent appointment from the pool established herein, the source of funds required for payment of invoices in connection with the services provided shall be bond proceeds (when related to a specific bond issuance to be completed) or the Operating Budget.

**“RESOLVED:** The Executive Director is hereby authorized to take all necessary actions to establish and maintain this pool.”

Executive Director Resta reported that there were three affirmative votes from New Jersey, and four affirmative votes from Pennsylvania.

Executive Director Resta then invited any further questions on the Resolution. No further questions were presented, and the Resolution was unanimously adopted.

**ESTABLISHMENT OF A POOL FOR BOND TRANSACTION FINANCIAL ADVISORY SERVICES**

**R:5101-02-25-FIN-02-02-25**

Executive Director Resta addressed the Meeting and asked the Commission Members, if, after their review, there were any questions.

At the conclusion of the review, Chairman Komjathy moved and Vice Chair Janvey seconded the adoption of the following Resolution:

**“RESOLVED:** by the Delaware River Joint Toll Bridge Commission at its Regular Meeting assembled this 24<sup>th</sup> Day of February 2025, a Bond Transaction Financial Advisory pool comprising the following firms, all judged to be competent and qualified to serve the needs of the Commission, is hereby established: Acacia Financial Group, Inc., Mount Laurel, NJ; Hilltop Securities, Charlotte, NC; NW Financial Group, LLC, Bloomfield, NJ; Omnicap Group LLC, Cranford, NJ; PFM Financial Advisors, LLC, Philadelphia, PA; Phoenix Advisors, LLC, Bordentown, NJ; Phoenix Capital Partners, Philadelphia, PA; Public Resources Advisory Group, Media, PA;

**“RESOLVED:** The anticipated duration of the pool is for a period of three years unless sooner terminated or extended by the Commission;

**“RESOLVED:** Upon subsequent appointment from the pool established herein, the source of funds required for payment of any invoices in connection with the services provided shall be bond proceeds;

**“RESOLVED:** The Executive Director is hereby authorized to take all necessary actions to establish and maintain this pool.”

**DELAWARE RIVER JOINT TOLL BRIDGE COMMISSION**  
**Meeting of February 24, 2025**

Executive Director Resta reported that there were three affirmative votes from New Jersey, and four affirmative votes from Pennsylvania.

Executive Director Resta then invited any further questions on the Resolution. No further questions were presented, and the Resolution was unanimously adopted.

**ESTABLISHMENT OF A POOL FOR INVESTMENT BANKING AND UNDERWRITING SERVICES**

**R:5102-02-25-FIN-03-02-25**

Executive Director Resta addressed the Meeting and asked the Commission Members, if, after their review, there were any questions.

At the conclusion of the review, Vice Chair Janvey moved and Chairman Komjathy seconded the adoption of the following Resolution:

**“RESOLVED:** by the Delaware River Joint Toll Bridge Commission at its Regular Meeting assembled this 24<sup>th</sup> Day of February 2025, An Investment Banking pool, comprising the following firms, all judged to be competent and qualified to serve the needs of the Commission, is hereby established: To be given consideration as Senior Manager, Co-Senior Manager or Co- Manager: Bank of America Securities, Inc. New York, NY; Barclays Capital New York, NY; Blaylock Van, LLC. New York, NY; Estrada Hinojosa & Co. New York, NY; J.P. Morgan Securities, Inc. Philadelphia, PA; Janney Montgomery Scott, LLC Philadelphia PA; Jefferies LLC New York, NY; Loop Capital Markets, LLC New York, NY; Raymond James & Associates, Inc. New York, NY; RBC Capital Markets, LLC New York, NY; Samuel A. Ramirez & Co., Inc. New York, NY; Siebert Williams Shank & Co., LLC New York, NY; Stern Brothers & Co. New York, NY; Stifel Philadelphia, PA; Wells Fargo Corporate & Investment Banking New York, NY; To be given consideration as Co-Manager only: Academy Securities, Inc New York, NY; Bancroft Capital Ft. Washington, PA; Drexel Hamilton New York, NY; Fidelity Capital Markets Boston, MA; NW Capital Markets Inc Bloomfield, NJ; Oppenheimer & Co., Inc. New York, NY; Roosevelt & Cross Incorporated New York, NY;

**“RESOLVED:** The anticipated duration of the pool is for a period of three years unless sooner terminated or extended by the Commission;

**“RESOLVED:** Upon subsequent appointment from the pool established herein, the source of funds required for payment of the services provided shall be bond proceeds.

**“RESOLVED:** The Executive Director is hereby authorized to take all necessary actions to establish and maintain this pool.”

Executive Director Resta reported that there were three affirmative votes from New Jersey, and four affirmative votes from Pennsylvania.

Executive Director Resta then invited any further questions on the Resolution. No further questions were presented, and the Resolution was unanimously adopted.

**DELAWARE RIVER JOINT TOLL BRIDGE COMMISSION**  
**Meeting of February 24, 2025**

**ACCEPTANCE OF 2024 TRAFFIC ENGINEERING REPORT YEAR 2025 TOLL BRIDGE TRAFFIC VOLUME AND REVENUE PROJECTIONS SUBMITTED BY THE TRAFFIC ENGINEERING CONSULTANT, C-761A**

**R: 5103-02-25-ENG-01-02-25**

Executive Director Resta addressed the Meeting and asked the Commission Members, if, after their review, there were any questions.

At the conclusion of the review, Chairman Komjathy moved and Vice Chair Janvey seconded the adoption of the following Resolution:

**“RESOLVED:** by the Delaware River Joint Toll Bridge Commission at its Regular Meeting assembled this 24<sup>th</sup> Day of February 2025, the Commission, via this resolution, authorizes receipt, filing, and acceptance of the report entitled “2024 Traffic Engineering Report, Year 2025 Toll Bridge Traffic Volume and Revenue Projections” as submitted by the Commission’s Traffic Engineering Consultant.”

Executive Director Resta reported that there were three affirmative votes from New Jersey, and four affirmative votes from Pennsylvania.

Executive Director Resta then invited any further questions on the Resolution. No further questions were presented, and the Resolution was unanimously adopted.

**TRAFFIC ENGINEERING CONSULTANT 2021-2022 ANNUAL REPORTS, CONTRACT NO. C-761A, AGREEMENT EXTENSION**

**R: 5104-02-25-ENG-02-02-25**

Executive Director Resta addressed the Meeting and asked the Commission Members, if, after their review, there were any questions.

At the conclusion of the review, Chairman Komjathy moved and Vice Chair Janvey seconded the adoption of the following Resolution:

**“RESOLVED:** by the Delaware River Joint Toll Bridge Commission at its Regular Meeting assembled this 24<sup>th</sup> Day of February 2025, that the Commission authorize the Executive Director to exercise the second of two (2) options to extend Contract No. C-761A, a Professional Services Agreement with Pennoni Associates, Inc. to provide Traffic Engineering Services to the Delaware River Joint Toll Bridge Commission, by two (2) years, for the 2025 & 2026 annual reports for an amount not to exceed \$70,000. Also, that the Commission authorize the Executive Director to execute a Contract Modification for an amount of \$113,088.00 with Pennoni Associates, Inc. to fund a Traffic and Toll Revenue Study, which will include projected bridge traffic volume and revenue for each year from 2026 through 2030 (5 years). The traffic projections will be prepared in accordance with applicable State and Federal Guidelines. The report format will be structured to support a potential bond offering (refunding 2015 bonds).



**DELAWARE RIVER JOINT TOLL BRIDGE COMMISSION**  
**Meeting of February 24, 2025**

**“RESOLVED:** Identify the Operating Fund as the source of funds required for payment of any invoices.

**“RESOLVED:** The Executive Director is hereby authorized to approve and execute all necessary contracts on behalf of the Commission.”

Executive Director Resta reported that there were three affirmative votes from New Jersey, and four affirmative votes from Pennsylvania.

Executive Director Resta then invited any further questions on the Resolution. No further questions were presented, and the Resolution was unanimously adopted.

Executive Director Resta addressed the meeting and said:

*We have a number of personnel resolutions for consideration today. This is the beginning of those.*

**APPOINTMENT OF DOUGLAS CRAWN TO MAINTENANCE WORKER III,  
NORTHERN REGION**

**R: 5105-02-25-PER-01-02-25**

Executive Director Resta addressed the Meeting and asked the Commission Members, if, after their review, there were any questions.

At the conclusion of the review, Commissioner Christy moved and Commissioner Lavery seconded the adoption of the following Resolution:

**“RESOLVED:** by the Delaware River Joint Toll Bridge Commission at its Regular Meeting assembled this 24<sup>th</sup> day of February 2025, that Douglas Crawn be appointed to the position of Maintenance Worker, Northern Region, in the Maintenance & Fleet Operations Division. Compensation shall be set at \$45,812, which is the starting salary for the Maintenance Worker III position in accordance with the Salary Table effective January 1, 2025. The appointment to be made pending satisfactory completion of the required personnel processing.”

Executive Director Resta reported that there were three affirmative votes from New Jersey, and four affirmative votes from Pennsylvania.

Executive Director Resta then invited any further questions on the Resolution. No further questions were presented, and the Resolution was unanimously adopted.

**APPOINTMENT OF JAMES DIXON TO TOLL BRIDGE MONITOR II, NORTHERN  
REGION**

**R: 5106-02-25-PER-02-02-25**

Executive Director Resta addressed the Meeting and asked the Commission Members, if, after their review, there were any questions.

**DELAWARE RIVER JOINT TOLL BRIDGE COMMISSION**  
**Meeting of February 24, 2025**

At the conclusion of the review, Commissioner Laurenti moved and Commissioner Young seconded the adoption of the following Resolution:

**“RESOLVED:** by the Delaware River Joint Toll Bridge Commission at its Regular Meeting assembled this 24<sup>th</sup> Day of February 2025, that James Dixon be appointed to the position of Toll Bridge Monitor II, Northern Region, in the Public Safety and Bridge Security Division. Compensation shall be set at \$48,000 per annum, which is the starting salary for the Toll Bridge Monitor II position in accordance with the Salary Table effective January 1, 2025. The appointment to be made pending satisfactory completion of the required personnel processing.”

Executive Director Resta reported that there were three affirmative votes from New Jersey, and four affirmative votes from Pennsylvania.

Executive Director Resta then invited any further questions on the Resolution. No further questions were presented, and the Resolution was unanimously adopted.

**APPOINTMENT OF CHRISTOPHER EISELOEFFLE TO TOLL BRIDGE MONITOR II, NORTHERN REGION**

**R: 5107-02-25-PER-03-02-25**

Executive Director Resta addressed the Meeting and asked the Commission Members, if, after their review, there were any questions.

At the conclusion of the review, Commissioner Young moved and Commissioner Laurenti seconded the adoption of the following Resolution:

**“RESOLVED:** by the Delaware River Joint Toll Bridge Commission at its Regular Meeting assembled this 24<sup>th</sup> Day of February 2025, that Christopher Eiseloeffle be appointed to the position of Toll Bridge Monitor II, Northern Region, in the Public Safety and Bridge Security Division. Compensation shall be set at \$48,000 per annum, which is the starting salary for the Toll Bridge Monitor II position in accordance with the Salary Table effective January 1, 2025. The appointment to be made pending satisfactory completion of the required personnel processing.”

Executive Director Resta reported that there were three affirmative votes from New Jersey, and four affirmative votes from Pennsylvania.

Executive Director Resta then invited any further questions on the Resolution. No further questions were presented, and the Resolution was unanimously adopted.

**APPOINTMENT OF BRANDON GARGAN TO TOLL BRIDGE MONITOR II, NORTHERN REGION**

**R: 5108-02-25-PER-04-02-25**

Executive Director Resta addressed the Meeting and asked the Commission Members, if, after their review, there were any questions.

**DELAWARE RIVER JOINT TOLL BRIDGE COMMISSION**  
**Meeting of February 24, 2025**

At the conclusion of the review, Commissioner Lavery moved and Commissioner Christy seconded the adoption of the following Resolution:

**“RESOLVED:** by the Delaware River Joint Toll Bridge Commission at its Regular Meeting assembled this 24<sup>th</sup> Day of February 2025, that Brandon Gargan be appointed to the position of Toll Bridge Monitor II, Northern Region, in the Public Safety and Bridge Security Division. Compensation shall be set at \$48,000 per annum, which is the starting salary for the Toll Bridge Monitor II position in accordance with the Salary Table effective January 1, 2025. The appointment to be made pending satisfactory completion of the required personnel processing.”

Executive Director Resta reported that there were three affirmative votes from New Jersey, and four affirmative votes from Pennsylvania.

Executive Director Resta then invited any further questions on the Resolution. No further questions were presented, and the Resolution was unanimously adopted.

**APPOINTMENT OF THOMAS ROPER TO TOLL BRIDGE MONITOR II, NORTHERN REGION**

**R: 5109-02-25-PER-05-02-25**

Executive Director Resta addressed the Meeting and asked the Commission Members, if, after their review, there were any questions.

At the conclusion of the review, Commissioner Shahid moved and Commissioner Laurenti seconded the adoption of the following Resolution:

**“RESOLVED:** by the Delaware River Joint Toll Bridge Commission at its Regular Meeting assembled this 24<sup>th</sup> Day of February 2025, that Thomas Roper be appointed to the position of Toll Bridge Monitor II, Northern Region, in the Public Safety and Bridge Security Division. Compensation shall be set at \$48,000 per annum, which is the starting salary for the Toll Bridge Monitor II position in accordance with the Salary Table effective January 1, 2025. The appointment to be made pending satisfactory completion of the required personnel processing.”

Executive Director Resta reported that there were three affirmative votes from New Jersey, and four affirmative votes from Pennsylvania.

Executive Director Resta then invited any further questions on the Resolution. No further questions were presented, and the Resolution was unanimously adopted.

**APPOINTMENT OF CHRISTOPHER BITTENMASTER TO TOLL BRIDGE MONITOR II, SOUTHERN REGION**

**R: 5110-02-25-PER-06-02-25**

Executive Director Resta addressed the Meeting and asked the Commission Members, if, after their review, there were any questions.

**DELAWARE RIVER JOINT TOLL BRIDGE COMMISSION**  
**Meeting of February 24, 2025**

At the conclusion of the review, Vice Chair Janvey moved and Commissioner Laurenti seconded the adoption of the following Resolution:

**“RESOLVED:** by the Delaware River Joint Toll Bridge Commission at its Regular Meeting assembled this 24<sup>th</sup> Day of February 2025, that Christopher Bittenmaster be appointed to the position of Toll Supported Bridge Monitor II, Southern Region, in the Public Safety and Bridge Security Division. Compensation shall be set at \$48,000 per annum, which is the starting salary for the Toll Supported Bridge Monitor II position in accordance with the Salary Table effective January 1, 2025. The appointment to be made pending satisfactory completion of the required personnel processing.”

Executive Director Resta reported that there were three affirmative votes from New Jersey, and four affirmative votes from Pennsylvania.

Executive Director Resta then invited any further questions on the Resolution. No further questions were presented, and the Resolution was unanimously adopted.

**APPOINTMENT OF COLLIN PATRICIA TO CONTROL CENTER MONITOR II**

**R: 5111-02-25-PER-07-02-25**

Executive Director Resta addressed the Meeting and asked the Commission Members, if, after their review, there were any questions.

At the conclusion of the review, Commissioner Lavery moved and Commissioner Young seconded the adoption of the following Resolution:

**“RESOLVED:** by the Delaware River Joint Toll Bridge Commission at its Regular Meeting assembled this 24<sup>th</sup> Day of February 2025, that Collin Patricia be appointed to the position of Control Center Monitor II in the Public Safety and Bridge Security Division. Compensation shall be set at \$51,283, which is the starting salary for the Control Center Monitor II position in accordance with the Salary Table effective January 1, 2025. The appointment to be made pending satisfactory completion of the required personnel processing.”

Executive Director Resta reported that there were three affirmative votes from New Jersey, and four affirmative votes from Pennsylvania.

Executive Director Resta then invited any further questions on the Resolution. No further questions were presented, and the Resolution was unanimously adopted.

**APPOINTMENT OF NICHOLAS DIDONATO JR., TO CONTROL CENTER MONITOR II**

**R: 5112-02-25-PER-08-02-25**

Executive Director Resta addressed the Meeting and asked the Commission Members, if, after their review, there were any questions.

**DELAWARE RIVER JOINT TOLL BRIDGE COMMISSION**  
**Meeting of February 24, 2025**

At the conclusion of the review, Chairman Komjathy moved and Commissioner Shahid seconded the adoption of the following Resolution:

**“RESOLVED:** by the Delaware River Joint Toll Bridge Commission at its Regular Meeting assembled this 24<sup>th</sup> Day of February 2025, that Nicholas DiDonato, Jr. be appointed to the position of Control Center Monitor II in the Public Safety and Bridge Security Division. Compensation shall be set at \$51,283, which is the starting salary for the Control Center Monitor II position in accordance with the Salary Table effective January 1, 2025. The appointment to be made pending satisfactory completion of the required personnel processing.”

Executive Director Resta reported that there were three affirmative votes from New Jersey, and four affirmative votes from Pennsylvania.

Executive Director Resta then invited any further questions on the Resolution. No further questions were presented, and the Resolution was unanimously adopted.

**PROMOTION OF SUSAN MITSTIFER TO CONTROL CENTER SUPERVISOR**

**R: 5113-02-25-PER-09-02-25**

Executive Director Resta addressed the Meeting and asked the Commission Members, if, after their review, there were any questions.

At the conclusion of the review, Vice Chair Janvey moved and Commissioner Laurenti happily seconded the adoption of the following Resolution:

**“RESOLVED:** by the Delaware River Joint Toll Bridge Commission at its Regular Meeting assembled this 24<sup>th</sup> Day of February 2025, that Susan Mitstifer be promoted to the position of Control Center Supervisor in the Public Safety and Bridge Security Division. Compensation shall be set at \$71,198, which is the starting salary for the Control Center Supervisor position in accordance with the Salary Table effective January 1, 2025. The appointment to be made pending satisfactory completion of the required personnel processing.”

Executive Director Resta reported that there were three affirmative votes from New Jersey, and four affirmative votes from Pennsylvania.

Executive Director Resta then invited any further questions on the Resolution. No further questions were presented, and the Resolution was unanimously adopted.

**PROMOTION OF DENIS STITES TOLL BRIDGE CORPORAL, CENTRAL REGION**

**R: 5114-02-25-PER-10-02-25**

Executive Director Resta addressed the Meeting and asked the Commission Members, if, after their review, there were any questions.

At the conclusion of the review, Commissioner Lavery moved and Commissioner Christy seconded the adoption of the following Resolution:

**DELAWARE RIVER JOINT TOLL BRIDGE COMMISSION**  
**Meeting of February 24, 2025**

“**RESOLVED:** by the Delaware River Joint Toll Bridge Commission at its Regular Meeting assembled this 24<sup>th</sup> Day of February 2025, that Denis Stites be promoted to the position of Toll Bridge Corporal, Central Region, in the Public Safety and Bridge Security Division. Compensation shall be set at \$70,403, which is the starting salary for the Toll Bridge Corporal position in accordance with the Salary Table effective January 1, 2025. The appointment to be made pending satisfactory completion of the required personnel processing.”

Executive Director Resta reported that there were three affirmative votes from New Jersey, and four affirmative votes from Pennsylvania.

Executive Director Resta then invited any further questions on the Resolution. No further questions were presented, and the Resolution was unanimously adopted.

**PROMOTION OF MATTHEW PISCIOFFO TOLL BRIDGE CORPORAL, CENTRAL REGION**

**R: 5115-02-25-PER-11-02-25**

Executive Director Resta addressed the Meeting and asked the Commission Members, if, after their review, there were any questions.

At the conclusion of the review, Commissioner Lavery moved and Commissioner Young seconded the adoption of the following Resolution:

“**RESOLVED:** By the Delaware River Joint Toll Bridge Commission at its Regular Meeting assembled this 24<sup>th</sup> Day of February 2025, that Matthew Piscioffo be promoted to the position of Toll Bridge Corporal, Central Region, in the Public Safety and Bridge Security Division. Compensation shall be set at \$70,403, which is the starting salary for the Toll Bridge Corporal position in accordance with the Salary Table effective January 1, 2025. The appointment to be made pending satisfactory completion of the required personnel processing.”

Executive Director Resta reported that there were three affirmative votes from New Jersey, and four affirmative votes from Pennsylvania.

Executive Director Resta then invited any further questions on the Resolution. No further questions were presented, and the Resolution was unanimously adopted.

**PROMOTION OF DAVID KORP TOLL BRIDGE CORPORAL, CENTRAL REGION**

**R: 5116-02-25-PER-12-02-25**

Executive Director Resta addressed the Meeting and asked the Commission Members, if, after their review, there were any questions.

At the conclusion of the review, Vice Chair Janvey moved and Commissioner Laurenti seconded the adoption of the following Resolution:

**DELAWARE RIVER JOINT TOLL BRIDGE COMMISSION**  
**Meeting of February 24, 2025**

“**RESOLVED:** by the Delaware River Joint Toll Bridge Commission at its Regular Meeting assembled this 24<sup>th</sup> Day of February 2025, that David Korp be promoted to the position of Toll Bridge Corporal, Central Region, in the Public Safety and Bridge Security Division. Compensation shall be set at \$70,403, which is the starting salary for the Toll Bridge Corporal position in accordance with the Salary Table effective January 1, 2025. The appointment to be made pending satisfactory completion of the required personnel processing.”

Executive Director Resta reported that there were three affirmative votes from New Jersey, and four affirmative votes from Pennsylvania.

Executive Director Resta then invited any further questions on the Resolution. No further questions were presented, and the Resolution was unanimously adopted.

**PROMOTION OF SEAN CORDREY TOLL BRIDGE CORPORAL, SOUTHERN REGION**

**R: 5117-02-25-PER-13-02-25**

Executive Director Resta addressed the Meeting and asked the Commission Members, if, after their review, there were any questions.

At the conclusion of the review, Commissioner Laurenti happily moved and Commissioner Christy seconded the adoption of the following Resolution:

“**RESOLVED:** by the Delaware River Joint Toll Bridge Commission at its Regular Meeting assembled this 24<sup>th</sup> Day of February 2025, that Sean Cordrey be promoted to the position of Toll Bridge Corporal, Southern Region, in the Public Safety and Bridge Security Division. Compensation shall be set at \$70,403, which is the starting salary for the Toll Bridge Corporal position in accordance with the Salary Table effective January 1, 2025. The appointment to be made pending satisfactory completion of the required personnel processing.”

Executive Director Resta reported that there were three affirmative votes from New Jersey, and four affirmative votes from Pennsylvania.

Executive Director Resta then invited any further questions on the Resolution. No further questions were presented, and the Resolution was unanimously adopted.

**PROMOTION OF ROBERT DOYLE TOLL BRIDGE LIEUTENANT, SOUTHERN REGION**

**R: 5118-02-25-PER-14-02-25**

Executive Director Resta addressed the Meeting and asked the Commission Members, if, after their review, there were any questions.

At the conclusion of the review, Chairman Komjathy gladly moved and Commissioner Shahid seconded the adoption of the following Resolution:

**DELAWARE RIVER JOINT TOLL BRIDGE COMMISSION**  
**Meeting of February 24, 2025**

“**RESOLVED:** by the Delaware River Joint Toll Bridge Commission at its Regular Meeting assembled this 24<sup>th</sup> Day of February 2025, that Robert Doyle be promoted to the position of Toll Bridge Lieutenant, Southern Region, in the Public Safety and Bridge Security Division. Compensation shall be set at \$96,322, which is the starting salary for the Toll Bridge Lieutenant position in accordance with the Salary Table effective January 1, 2025. The appointment to be made pending satisfactory completion of the required personnel processing.”

Executive Director Resta reported that there were three affirmative votes from New Jersey, and four affirmative votes from Pennsylvania.

Executive Director Resta then invited any further questions on the Resolution. No further questions were presented, and the Resolution was unanimously adopted.

**PROMOTION OF PUBLIC SAFETY & BRIDGE SECURITY EMPLOYEES (3) INDIVIDUALS**

**R: 5119-02-25-PER-15-02-25**

Executive Director Resta addressed the Meeting and asked the Commission Members, if, after their review, there were any questions.

At the conclusion of the review, Vice Chair Janvey moved and Commissioner Lavery seconded the adoption of the following Resolution:

“**RESOLVED:** by the Delaware River Joint Toll Bridge Commission at its Regular Meeting assembled this 24<sup>th</sup> Day of February 2025, that the Commission authorizes the Executive Director to affect the promotion of the following employees, at the stated salaries at the beginning of the pay period immediately following their position anniversary dates, in accordance with established policy. Glen Salt SR Toll-Supported Bridge Monitor I \$58,297; Steve Lowden SR Toll-Supported Bridge Monitor I \$58,297; Tom Kreidler CR Toll-Supported Bridge Monitor I \$58,297.”

Executive Director Resta reported that there were three affirmative votes from New Jersey, and four affirmative votes from Pennsylvania.

Executive Director Resta then invited any further questions on the Resolution. No further questions were presented, and the Resolution was unanimously adopted.

Chairman Komjathy addressed the meeting and said:

*Just for the record, Mr. Resta, I would like to congratulate all those Commission employees that were promoted. Many of them have decades of service with the Commission and it's a good thing when people stick with us, and we are able to promote such good people. So, congratulations to them.*

Vice Chair Janvey addressed the meeting and said:

*I'm also happy to see how many people applied, because that's been an issue.*



**DELAWARE RIVER JOINT TOLL BRIDGE COMMISSION**  
**Meeting of February 24, 2025**

Chairman Komjathy addressed the meeting and said:

*Yes. We had a lot of applications this time around.*

Executive Director Resta addressed the meeting and said:

*Thank you.*

**APPROVAL OF RETIREMENT BENEFITS, SUSAN LOBB, TOLL BRIDGE SERGEANT**

**R: 5120-02-25-PER-16-02-25**

Executive Director Resta addressed the Meeting and asked the Commission Members, if, after their review, there were any questions.

At the conclusion of the review, Commissioner Laurenti moved and Vice Chair Janvey seconded the adoption of the following Resolution:

**“RESOLVED:** by the Delaware River Joint Toll Bridge Commission at its Regular Meeting assembled this 24<sup>th</sup> Day of February 2025, that subject to applicable practices and procedures, the Commission approves the provision of retirement benefits to Susan Lobb, who is retiring on March 31, 2025.”

Executive Director Resta reported that there were three affirmative votes from New Jersey, and four affirmative votes from Pennsylvania.

Executive Director Resta then invited any further questions on the Resolution. No further questions were presented, and the Resolution was unanimously adopted.

Executive Director Resta addressed the meeting and said:

*The next resolutions for today's consideration are the ratification of payments to legal counsel. We will recite all four of those and take one voice vote.*

**APPROVAL FOR PAYMENT OF INVOICES, CHIESA, SHAHINIAN & GIANTOMASI, NJ LABOR COUNSEL**

**R: 5121-02-25-ACCT-01-02-25**

Executive Director Resta addressed the Meeting and asked the Commission Members, if, after their review, there were any questions.

At the conclusion of the review, Chairman Komjathy moved and Vice Chair Janvey seconded the adoption of the following Resolution:

**DELAWARE RIVER JOINT TOLL BRIDGE COMMISSION**  
**Meeting of February 24, 2025**

**“RESOLVED:** by the Delaware River Joint Toll Bridge Commission at its Regular Meeting assembled this 24<sup>th</sup> Day of February 2025, authorizes payment of invoice #631100, and #631101 in the total amount due of \$ 9,197.92 for professional services rendered by Chiesa, Shahinian & Giantomasi, New Jersey Labor Counsel.

**“RESOLVED:** Identifying the Operating Fund as the source of funds required for any and all disbursements.”

Executive Director Resta reported that there were three affirmative votes from New Jersey, and four affirmative votes from Pennsylvania.

Executive Director Resta then invited any further questions on the Resolution. No further questions were presented, and the Resolution was unanimously adopted.

**APPROVE PAYMENT OF INVOICES, ARCHER LAW, PA GENERAL COUNSEL**

**R: 5122-02-25-ACCT-02-02-25**

Executive Director Resta addressed the Meeting and asked the Commission Members, if, after their review, there were any questions.

At the conclusion of the review, Chairman Komjathy moved and Vice Chair Janvey seconded the adoption of the following Resolution:

**“RESOLVED:** by the Delaware River Joint Toll Bridge Commission at its Regular Meeting assembled this 24<sup>th</sup> Day of February 2025, authorizes payment of invoices #4345945, #4345946, #4345947, #4345948, #4345949, #4345951, #4345952, #4346290 and #4345950 in the total amount of \$ 13,775.00 for Professional Services Rendered; and

**“RESOLVED:** Identifying the Operating Fund as the source of funds required for any and all disbursements.”

Executive Director Resta reported that there were three affirmative votes from New Jersey, and four affirmative votes from Pennsylvania.

Executive Director Resta then invited any further questions on the Resolution. No further questions were presented, and the Resolution was unanimously adopted.

**APPROVE PAYMENT OF INVOICES, STRADLEY RONON, PA LABOR COUNSEL**

**R: 5123-02-25-ACCT-03-02-25**

Executive Director Resta addressed the Meeting and asked the Commission Members, if, after their review, there were any questions.

At the conclusion of the review, Chairman Komjathy moved and Vice Chair Janvey seconded the adoption of the following Resolution:

**DELAWARE RIVER JOINT TOLL BRIDGE COMMISSION**  
**Meeting of February 24, 2025**

**“RESOLVED:** by the Delaware River Joint Toll Bridge Commission at its Regular Meeting assembled this 24<sup>th</sup> Day of February 2025, authorizes payment of invoice #25012625 in the total amount of \$7,376.32; and

**“RESOLVED:** Identifying the Operating Fund as the source of funds required for any and all disbursements.”

Executive Director Resta reported that there were three affirmative votes from New Jersey, and four affirmative votes from Pennsylvania.

Executive Director Resta then invited any further questions on the Resolution. No further questions were presented, and the Resolution was unanimously adopted.

**APPROVE PAYMENT OF INVOICES, FLORIO, PERRUCCI, STEINHARDT AND CAPPELLI, NJ GENERAL COUNSEL**

**R: 5124-02-25-ACCT-04-02-25**

Executive Director Resta addressed the Meeting and asked the Commission Members, if, after their review, there were any questions.

At the conclusion of the review, Chairman Komjathy moved and Vice Chair Janvey seconded the adoption of the following Resolution

**“RESOLVED:** by the Delaware River Joint Toll Bridge Commission at its Regular Meeting assembled this 24<sup>th</sup> Day of February 2025, authorizes payment of invoices #641723, and # 641789 in the total amount due of \$ 425.00; and

**“RESOLVED:** Identifying the Operating Fund as the source of funds required for any and all disbursements.”

Executive Director Resta reported that there were three affirmative votes from New Jersey, and four affirmative votes from Pennsylvania.

Executive Director Resta then invited any further questions on the Resolution. No further questions were presented, and the Resolution was unanimously adopted.

**INVITE ANY COMMENTS FROM THE PUBLIC**

Executive Director Resta addressed the meeting and said:

*We have now gotten to the point in our meeting where we invite any further comments from the public. These are new business comments, the first of which will be our in-person guest. Kathleen Pisauero, Upper Makefield.*

Kathleen Pisauero of Upper Makefield addressed the meeting and said:

*Hello again. I'm here almost every meeting. We have said a lot. I have said a lot about different*

**DELAWARE RIVER JOINT TOLL BRIDGE COMMISSION**  
**Meeting of February 24, 2025**

*things with the bridge and you know we are worried about safety. We are worried about traffic patterns once people get into the Washington Crossing area. We are worried about the historic value of the bridge. I just have a comment. Is there any chance that the public, like when it is just me, can speak before you start your meeting?*

Executive Director Resta addressed the meeting and said:

*If there was an agenda item for Washington Crossing, then you could speak at the beginning, but since there are no agenda items for Washington Crossing today, your time to speak is now.*

Kathleen Pisauro of Upper Makefield addressed the meeting and said:

*It will always be at the end?*

Executive Director Resta addressed the meeting and said:

*Unless there is an agenda item.*

Kathleen Pisauro of Upper Makefield addressed the meeting and said:

*When do we expect to see it on the beginning of the agenda. The timeline doesn't look like there is going to be anything soon.*

Executive Director Resta addressed the meeting and said:

*Yeah. We are not really passing any resolutions regarding Washington Crossing for some time.*

Chairman Komjathy addressed the meeting and said:

*Minimum 30 months.*

Executive Director Resta addressed the meeting and said:

*There is going to be -- the public period is more towards the end. The larger public comment period, but that's the schedule we have said that numerous times.*

Kathleen Pisauro of Upper Makefield addressed the meeting and said:

*Right. I know. I have heard it numerous times. Thank you.*

Executive Director Resta addressed the meeting and said:

*Okay. Thank you.*

**DELAWARE RIVER JOINT TOLL BRIDGE COMMISSION**  
**Meeting of February 24, 2025**

Chairman Komjathy addressed the meeting and said:

*Commissioner...*

Executive Director Resta addressed the meeting and said:

*We are not done yet.*

Chairman Komjathy addressed the meeting and said:

*I have a comment.*

Executive Director Resta addressed the meeting and said:

*We are not done yet. We have a number of guests. We are going to jump to our guests on-line. I'm going to state some phone numbers first. (215) 670-6037. If you wish to make a comment, please state your name and town of residence. Okay. Mr. Stites, do you wish to make public comment?*

Denis Stites, Commission Employee addressed the meeting and said:

*Can you hear me?*

Executive Director Resta addressed the meeting and said:

*Yes, we can.*

Denis Stites, Commission Employee addressed the meeting and said:

*I just wanted to say thank you for all the Commissioners for the promotion. This is Denis A.K.A. the Lambertville boy.*

Executive Director Resta addressed the meeting and said:

*Thank you, sir. A (267) 606-3339? (484) 619-1467? (610) 721-7219? There is a C.E. -- initials C.E? Hannah Vrancken, V-r-a-n-c-k-e-n? Derek McNeil?*

Derek McNeil addressed the meeting and said:

*We're all set, Joe. Thank you.*

Executive Director Resta addressed the meeting and said:

*Thank you. There is one other person just identified as 'guest'. Is there anyone on the Teams meeting who would like to make public comment at this time? Okay. We will close further comments from the public. Commissioner Komjathy, did you want to say something?*

**DELAWARE RIVER JOINT TOLL BRIDGE COMMISSION**  
**Meeting of February 24, 2025**

Chairman Komjathy addressed the meeting and said:

*Yes. I just wanted to thank our Commission staff and the professional staff. They reopened the Lambertville Bridge last weekend. I personally went this past weekend both Saturday and Sunday and walked across the bridge. There was a tremendous amount of volume, obviously, the weather was nice. We had a lot of foot traffic and vehicular traffic. The bridge looks great. Gotten lots of compliments from some of our early detractors when we put it in there that the world was going to end, but it didn't, and it looks really good. Like I said, a lot of the business folks that we use in town also said what a great job it is and look forward to the new lighting. I think some of the folks have seen some of the testing of the new lighting and I think it has changed a lot of people's minds. Again, I can't say enough about what a great job everybody did and the folks of Lambertville and New Hope. They are both very happy about what is going on over there, so great job. Thank you.*

Executive Director Resta addressed the meeting and said:

*Thank you, sir.*

**SCHEDULING OF THE MARCH 31, 2025, MEETING**

Executive Director Resta addressed the Meeting and stated that the Commission's next meeting is scheduled to be held Monday, March 31, 2025.

This meeting will be called to Order at 10:30 a.m. at the Scudder Falls Administration Building, 1199 Woodside Road, Yardley, PA 19067.

Executive Director Resta assured the Commission Members that an "Official Notice of Meeting" would be forwarded to each and every Member of the Commission.

**ADJOURNMENT**

Commissioner Lavery then moved that the Meeting be adjourned, and Chairman Komjathy seconded. The voice vote was unanimously affirmative, and the Meeting was adjourned at 11:04 a.m., Monday, February 24, 2025.

DELAWARE RIVER JOINT TOLL BRIDGE COMMISSION  
Meeting of February 24, 2025

Prepared and submitted by:



HEATHER L. MCCONNELL  
Executive Administrative Generalist/  
Commissioner Liaison

Attested by:



ARNOLD J. CONOLINE  
Assistant Secretary/Treasurer

Approved by:



JOSEPH J. RESTA  
Executive Director

# **DELAWARE RIVER JOINT TOLL BRIDGE COMMISSION**

**Meeting of February 24, 2025**

## FINANCE

The following Pages reflect the reports on those items assigned to the Finance Department. Each item is reported separately and page numbered accordingly.



**DELAWARE RIVER JOINT TOLL BRIDGE COMMISSION**

**Meeting of February 24, 2025**

<b>SUBJECT</b>	<b>DESCRIPTION</b>	<b>PAGE NUMBER</b>
<b>Accounting</b>	<b>Status of Cash Balances at January 31, 2025</b>	<b>1</b>
<b>Accounting</b>	<b>Status of Bond Retirement at January 31, 2025</b>	<b>2</b>
<b>Accounting</b>	<b>Status of Investments at January 31, 2025</b>	<b>3-7</b>
<b>Accounting</b>	<b>Status of Toll Traffic and Revenue &amp; Toll Supported Traffic Month of January 2025 Compared with Month of January 2024</b>	<b>8-23</b>
<b>Accounting</b>	<b>Statistical Summary of Expenditures on Toll Bridges and Toll Supported Bridges Accounts for the Period January 1, 2025, through January 31, 2025</b>	<b>24-32</b>
<b>Accounting</b>	<b>Statement of Revenue and Expenses: One Month Period ending January 31, 2025</b>	<b>33</b>

**DELAWARE RIVER JOINT TOLL BRIDGE COMMISSION**

**Meeting of February 24, 2025**

**There follows Cash Balances of the Commission at January 31, 2025 for the information and review of the Members:**

**COMMISSION CASH DEPOSITS**

Wells Fargo Bank, N. A.

Revenue Fund	6,252,655
Payroll Fund	82,949
Insurance Clearing Account	750,000
<b>TOTAL</b>	<b>\$ 7,085,604</b>

**CASH DEPOSIT GUARANTEES**

**Wells Fargo Bank**                      PA ACT 72                      FULL BALANCE

**DELAWARE RIVER JOINT TOLL BRIDGE COMMISSION**

**Meeting of February 24, 2025**

**STATUS OF BRIDGE REVENUE BONDS AT January 31, 2025**

	SERIES 2015			SERIES 2017			SERIES 2019A			SERIES 2019B			Total	
Maturity	Yield	Principal Amount	Maturities & Calls	Yield	Principal Amount	Maturities & Calls	Yield	Principal Amount	Maturities & Calls	Yield	Principal Amount	Maturities & Calls	Average Yield	Remaining Outstanding
7/1/2019	0	2,410,000	2,410,000											
7/1/2020	1.62%	2,540,000	2,540,000	1.00%	945,000	945,000	1.17%	505,000	505,000	1.17%	6,015,000	6,015,000		-
7/1/2021	1.86%	2,540,000	2,540,000	1.00%	875,000	875,000	1.20%	435,000	435,000	1.20%	5,945,000	5,945,000		-
7/1/2022	2.10%	2,695,000	2,695,000	1.81%	1,740,000	1,740,000	1.23%	455,000	455,000	1.23%	6,255,000	6,255,000		-
7/1/2022							0.00%							-
7/1/2023	2.34%	2,795,000	2,795,000	2.03%	1,865,000	1,865,000	1.25%	480,000	480,000	1.25%	6,565,000	6,565,000		-
7/1/2024	2.43%	2,935,000	2,935,000	2.31%	1,970,000	1,970,000	1.31%	8,015,000	8,015,000	1.31%	6,830,000	6,830,000		-
7/1/2025	2.55%	3,015,000		2.52%	1,070,000		1.40%	8,170,000		1.40%	7,195,000		1.64%	19,450,000
7/1/2026	2.73%	3,180,000					1.49%	8,585,000		1.49%	7,515,000		1.69%	19,280,000
7/1/2026														-
7/1/2027	3.10%	4,540,000		2.80%	20,000		1.59%	5,800,000		1.59%	7,880,000		1.97%	18,240,000
7/1/2027														-
7/1/2028	3.28%	3,380,000		2.95%	35,000		1.69%	9,410,000		1.69%	8,300,000		1.95%	21,125,000
7/1/2029	3.04%	3,480,000	3,480,000	3.08%	8,380,000		1.77%	3,725,000		1.77%	8,670,000		2.30%	20,775,000
7/1/2030	3.10%	3,670,000	3,670,000	3.19%	8,845,000		1.85%	3,930,000		1.85%	9,045,000		2.39%	21,820,000
7/1/2031	3.14%	3,785,000	3,785,000	3.27%	10,765,000		1.91%	4,055,000		1.91%	9,520,000		2.51%	24,340,000
7/1/2032	3.55%	545,000		3.35%	14,735,000		1.97%	725,000		1.97%	9,995,000		2.79%	26,000,000
7/1/2033	3.56%	10,595,000		3.41%	15,715,000		2.09%	760,000					3.43%	27,070,000
7/1/2034	3.60%	11,020,000		3.47%	16,500,000		2.16%	800,000					3.48%	28,320,000
7/1/2035	3.64%	11,460,000		3.52%	17,325,000		2.21%	835,000					3.53%	29,620,000
7/1/2036	3.73%	11,920,000		3.56%	18,190,000		2.25%	880,000					3.59%	30,990,000
7/1/2037		N/A		3.59%	22,015,000		2.29%	925,000					3.54%	22,940,000
7/1/2038		N/A		3.64%	23,115,000		2.32%	970,000					3.59%	24,085,000
7/1/2039		N/A		3.64%	24,270,000		2.35%	1,020,000					3.59%	25,290,000
7/1/2040		N/A		3.64%	25,485,000		2.50%	1,070,000					3.59%	26,555,000
7/1/2041		N/A		3.64%	26,760,000		2.50%	1,125,000					3.59%	27,885,000
7/1/2042		N/A		3.64%	28,100,000		2.50%	1,180,000					3.59%	29,280,000
7/1/2043		N/A		3.69%	15,930,000		2.50%	1,240,000					3.60%	17,170,000
7/1/2043		N/A		4.04%	13,575,000								4.04%	13,575,000
7/1/2044		N/A		3.69%	16,590,000		2.50%	1,300,000					3.60%	17,890,000
7/1/2044		N/A		4.04%	14,255,000								4.04%	14,255,000
7/1/2045		N/A		3.69%	17,275,000		3.04%	1,365,000					3.64%	18,640,000
7/1/2045		N/A		4.04%	14,965,000								4.04%	14,965,000
7/1/2046		N/A		3.69%	17,990,000		3.04%	1,405,000					3.64%	19,395,000
7/1/2046		N/A		4.04%	15,715,000								4.04%	15,715,000
7/1/2047		N/A		3.69%	18,745,000		3.04%	1,450,000					3.64%	20,195,000
7/1/2047		N/A		4.04%	16,490,000								4.04%	16,490,000
7/1/2048							3.04%	1,490,000					3.04%	1,490,000
7/1/2049							3.04%	1,535,000					3.04%	1,535,000
		<b>\$ 86,505,000</b>	<b>\$ 26,850,000</b>		<b>\$ 430,250,000</b>	<b>\$ 7,395,000</b>		<b>\$ 73,640,000</b>	<b>\$ 9,890,000</b>		<b>\$ 99,730,000</b>	<b>\$ 31,610,000</b>		<b>\$ 614,380,000</b>

Footnote: Series 2012A Bonds were Called on October 17, 2022.



**Delaware River Joint TBC  
Purchases Report  
Sorted by Fund - Maturity Date  
January 1, 2025 - January 31, 2025**

CUSIP	Investment #	Fund	Sec. Type	Issuer	Original Par Value	Purchase Date	Payment Periods	Principal Purchased	Accrued Interest at Purchase	Rate at Purchase	Maturity Date	YTM	Ending Book Value
<b>General Reserve Fund</b>													
3136GA6V6	11162	01GRF	FAC	FNMA	5,000,000.00	01/27/2025	07/27 - 01/27	5,000,000.00		4.650	01/27/2028	4.650	5,000,000.00
				<b>Subtotal</b>	<b>5,000,000.00</b>			<b>5,000,000.00</b>	<b>0.00</b>				<b>5,000,000.00</b>
<b>Operating Fund</b>													
91282CJV4	11165	01OF	TRC	USTR	8,645,000.00	01/24/2025	01/31 - 07/31	8,642,973.78	176,717.43	4.250	01/31/2026	4.273	8,643,017.35
				<b>Subtotal</b>	<b>8,645,000.00</b>			<b>8,642,973.78</b>	<b>176,717.43</b>				<b>8,643,017.35</b>
<b>Reserve Maintenance Fund</b>													
91282CJV4	11166	01RMF	TRC	USTR	15,962,000.00	01/24/2025	01/31 - 07/31	15,958,258.83	326,288.44	4.250	01/31/2026	4.273	15,958,339.29
				<b>Subtotal</b>	<b>15,962,000.00</b>			<b>15,958,258.83</b>	<b>326,288.44</b>				<b>15,958,339.29</b>
<b>Scudder Falls Insurance Reserv</b>													
912797MS3	11167	01SFIR	ATD	USTR	1,413,000.00	01/10/2025	10/02 - At Maturity	1,371,499.01		3.990	10/02/2025	4.141	1,374,944.38
				<b>Subtotal</b>	<b>1,413,000.00</b>			<b>1,371,499.01</b>	<b>0.00</b>				<b>1,374,944.38</b>
<b>Debt Service Reserve Fund Comm</b>													
91282CJV4	11164	06DSRF	TRC	USTR	47,625,000.00	01/24/2025	01/31 - 07/31	47,619,761.25	973,530.06	4.250	01/31/2026	4.260	47,619,873.91
				<b>Subtotal</b>	<b>47,625,000.00</b>			<b>47,619,761.25</b>	<b>973,530.06</b>				<b>47,619,873.91</b>
				<b>Total Purchases</b>	<b>78,645,000.00</b>			<b>78,592,492.87</b>	<b>1,476,535.93</b>				<b>78,596,174.93</b>



**Delaware River Joint TBC  
Investment Classification  
Sorted by Fund - Maturity Date  
January 31, 2025**

DRJTBC

CUSIP	Investment #	Fund	Issuer	Investment Class	Par Value	YTM	Maturity Date	Market Price	Market Date	Market Value	Book Value	Reported Value
<b>Debt Service Fund</b>												
38145C752	10113	01DSF	Goldman Sachs Ila Fed Port	Amort	8,660.62	3.510		100.000	01/31/2025	8,660.62	8,660.62	8,660.62
<b>Subtotal</b>					<b>8,660.62</b>	<b>3.510</b>				<b>8,660.62</b>	<b>8,660.62</b>	<b>8,660.62</b>
<b>General Reserve Fund</b>												
38145C752	10115	01GRF	Goldman Sachs Ila Fed Port	Amort	0.00			100.000	01/31/2025	0.00	0.00	0.00
PAINVEST	10050	01GRF	PA Invest	Amort	0.00			100.000	01/31/2025	0.00	0.00	0.00
PAINVEST	10462	01GRF	PA Invest	Amort	39,494,461.92	4.402		100.000	01/31/2025	39,494,461.92	39,494,461.92	39,494,461.92
06741FP43	11135	01GRF	Barclays US Funding LLC	Fair	5,000,000.00	5.384	02/04/2025	99.950	01/31/2025	4,997,535.00	4,997,862.50	4,997,535.00
85324TPA8	11147	01GRF	Standard Chart NY	Fair	2,000,000.00	4.845	02/10/2025	99.877	01/31/2025	1,997,552.00	1,997,625.00	1,997,552.00
55607KPB6	11143	01GRF	Macquarie Group	Fair	4,000,000.00	4.903	02/11/2025	99.863	01/31/2025	3,994,528.00	3,994,666.67	3,994,528.00
55609EQM3	11161	01GRF	Macquarie Group	Fair	6,000,000.00	4.556	03/21/2025	99.400	01/31/2025	5,964,030.00	5,964,000.00	5,964,030.00
13063DGB8	10983	01GRF	State of California	Fair	1,175,000.00	4.580	04/01/2025	99.864	01/31/2025	1,173,402.00	1,172,781.89	1,173,402.00
13063DGB8	11069	01GRF	State of California	Fair	1,125,000.00	4.811	04/01/2025	99.864	01/31/2025	1,123,470.00	1,122,406.25	1,123,470.00
13063DGB8	11117	01GRF	State of California	Fair	2,000,000.00	5.216	04/01/2025	99.864	01/31/2025	1,997,280.00	1,994,066.46	1,997,280.00
20772KGP8	11081	01GRF	Connecticut ST	Fair	2,000,000.00	4.722	04/15/2025	99.792	01/31/2025	1,995,840.00	1,993,716.79	1,995,840.00
98459LAA1	11038	01GRF	Yale University	Fair	1,500,000.00	5.357	04/15/2025	99.059	01/31/2025	1,485,898.50	1,486,898.43	1,485,898.50
63873JRU6	11137	01GRF	ATIXIS NY Brh	Fair	5,000,000.00	5.217	04/28/2025	98.943	01/31/2025	4,947,185.00	4,940,636.11	4,947,185.00
74172WAG1	10910	01GRF	Prince George County Rev Autho	Fair	1,130,000.00	1.002	05/01/2025	99.757	01/31/2025	1,127,254.10	1,137,026.84	1,127,254.10
037833BG4	10923	01GRF	Apple Inc	Fair	3,000,000.00	1.380	05/13/2025	99.749	01/31/2025	2,992,497.00	3,015,057.95	2,992,497.00
8923A0ST1	11160	01GRF	TOYOTA Motor Credit CP	Fair	1,305,000.00	4.647	05/27/2025	98.559	01/31/2025	1,286,198.86	1,286,240.63	1,286,198.86
65558RAA7	10999	01GRF	Nordea Bank	Fair	2,040,000.00	5.030	06/06/2025	99.497	01/31/2025	2,029,746.96	2,030,607.35	2,029,746.96
341271AD6	10894	01GRF	Florida St Brd of Adm	Fair	4,000,000.00	0.752	07/01/2025	98.631	01/31/2025	3,945,240.00	4,008,938.08	3,945,240.00
63873JU32	11151	01GRF	ATIXIS NY Brh	Fair	5,000,000.00	4.604	07/03/2025	98.141	01/31/2025	4,907,055.00	4,906,688.89	4,907,055.00
62479LUR4	11159	01GRF	Mitsubishi UFJ	Fair	4,000,000.00	4.530	07/25/2025	97.866	01/31/2025	3,914,652.00	3,915,706.66	3,914,652.00
3136G4D75	10825	01GRF	Federal National Mtg Assn	Fair	2,500,000.00	0.599	07/29/2025	98.203	01/31/2025	2,455,075.00	2,500,000.00	2,455,075.00
91282CHN4	11031	01GRF	U.S. Treasury	Fair	2,000,000.00	5.063	07/31/2025	100.218	01/31/2025	2,004,375.00	1,997,075.32	2,004,375.00
64952WEU3	10975	01GRF	New York Life Global	Fair	2,000,000.00	5.053	08/05/2025	99.409	01/31/2025	1,988,182.00	1,986,294.55	1,988,182.00
57629WDK3	11035	01GRF	Mass Mutual Global	Fair	2,000,000.00	5.609	08/26/2025	99.760	01/31/2025	1,995,216.00	1,984,420.00	1,995,216.00
74153WCR8	11015	01GRF	Pricoa Global Fund	Fair	2,000,000.00	5.150	08/28/2025	99.875	01/31/2025	1,997,518.00	1,989,774.76	1,997,518.00
91282CJL6	11059	01GRF	U.S. Treasury	Fair	3,000,000.00	4.717	11/30/2025	100.468	01/31/2025	3,014,062.50	3,003,735.68	3,014,062.50
49474E3Z4	10991	01GRF	King County Washington	Fair	560,000.00	4.364	12/01/2025	100.713	01/31/2025	563,992.80	564,619.59	563,992.80
05254JAA8	11004	01GRF	Aust & NZ Banking Group	Fair	3,000,000.00	4.777	12/08/2025	100.619	01/31/2025	3,018,594.00	3,007,295.41	3,018,594.00

Data Updated: ~REPORT~: 02/04/2025 09:33

Run Date: 02/04/2025 - 09:34

Portfolio DRJ  
AP  
IC (PRF\_IC) 7.1.1  
Report Ver. 7.3.2

**Delaware River Joint TBC  
Investment Classification  
January 31, 2025**

CUSIP	Investment #	Fund	Issuer	Investment Class	Par Value	YTM	Maturity Date	Market Price	Market Date	Market Value	Book Value	Reported Value
<b>General Reserve Fund</b>												
592179KD6	11121	01GRF	METLIFE	Fair	2,000,000.00	5.135	01/06/2026	100.367	01/31/2025	2,007,350.00	1,997,536.43	<b>2,007,350.00</b>
592179KD6	11139	01GRF	METLIFE	Fair	2,000,000.00	4.486	01/06/2026	100.367	01/31/2025	2,007,350.00	2,009,095.76	<b>2,007,350.00</b>
742718BH1	11150	01GRF	Procter & Gamble CO	Fair	2,093,000.00	3.897	01/15/2026	101.857	01/31/2025	2,131,873.29	2,142,215.04	<b>2,131,873.29</b>
64966MYL7	10944	01GRF	City of New York	Fair	3,000,000.00	2.642	04/01/2026	98.720	01/31/2025	2,961,600.00	3,021,092.82	<b>2,961,600.00</b>
57629W6F2	11116	01GRF	Mass Mutual Global	Fair	2,250,000.00	5.350	04/10/2026	99.974	01/31/2025	2,249,430.75	2,228,607.24	<b>2,249,430.75</b>
57629W6F2	11120	01GRF	Mass Mutual Global	Fair	2,000,000.00	5.151	04/10/2026	99.974	01/31/2025	1,999,494.00	1,985,302.31	<b>1,999,494.00</b>
06405LAD3	11119	01GRF	Bank of New York Mellon	Fair	3,765,000.00	5.232	05/22/2026	100.011	01/31/2025	3,765,444.27	3,761,051.22	<b>3,765,444.27</b>
58989V2F0	11129	01GRF	Met Tower Global Fund	Fair	2,000,000.00	4.853	06/20/2026	101.114	01/31/2025	2,022,284.00	2,014,248.90	<b>2,022,284.00</b>
54438CYL0	10955	01GRF	Los Angeles CA Community Colle	Fair	1,480,000.00	3.339	08/01/2026	95.043	01/31/2025	1,406,636.40	1,439,690.94	<b>1,406,636.40</b>
826200AD9	11141	01GRF	SIEMENS	Fair	2,500,000.00	4.364	08/17/2026	102.885	01/31/2025	2,572,147.50	2,564,413.69	<b>2,572,147.50</b>
91282CHY0	11041	01GRF	U.S. Treasury	Fair	1,000,000.00	4.911	09/15/2026	100.625	01/31/2025	1,006,250.00	995,710.45	<b>1,006,250.00</b>
06375M3Z6	11034	01GRF	Bank of Montreal	Fair	3,000,000.00	6.157	09/21/2026	99.122	01/31/2025	2,973,669.00	3,000,000.00	<b>2,973,669.00</b>
882724WT0	10915	01GRF	Texas Public Finance Authority	Fair	7,500,000.00	1.289	10/01/2026	101.057	01/31/2025	7,579,275.00	7,947,227.61	<b>7,579,275.00</b>
771196CE0	11128	01GRF	ROCHE HLDGS INC	Fair	3,500,000.00	4.842	11/13/2026	101.245	01/31/2025	3,543,589.00	3,524,495.77	<b>3,543,589.00</b>
5253JAZ4	11142	01GRF	Aust & NZ Banking Group	Fair	3,000,000.00	4.255	01/18/2027	100.241	01/31/2025	3,007,254.00	3,027,301.45	<b>3,007,254.00</b>
64953BBM9	11127	01GRF	New York Life Global	Fair	2,000,000.00	4.837	04/02/2027	100.652	01/31/2025	2,013,044.00	2,002,415.30	<b>2,013,044.00</b>
29446MAE2	11097	01GRF	EQUINOR ASA	Fair	1,000,000.00	4.833	04/06/2027	97.190	01/31/2025	971,902.00	963,259.20	<b>971,902.00</b>
57629W4S6	11126	01GRF	Mass Mutual Global	Fair	3,000,000.00	4.867	04/09/2027	101.141	01/31/2025	3,034,239.00	3,013,969.09	<b>3,034,239.00</b>
166764BX7	11073	01GRF	Chevron Corp	Fair	3,000,000.00	4.379	05/11/2027	94.870	01/31/2025	2,846,118.00	2,849,726.54	<b>2,846,118.00</b>
90327QD97	11124	01GRF	USAA CAP CORP	Fair	5,000,000.00	5.048	06/01/2027	101.186	01/31/2025	5,059,345.00	5,021,491.11	<b>5,059,345.00</b>
649907XF4	11100	01GRF	New York State Dormitory Auth	Fair	1,000,000.00	5.049	07/01/2027	100.114	01/31/2025	1,001,140.00	996,902.66	<b>1,001,140.00</b>
3130B2F42	11138	01GRF	Federal Home Loan Bank	Fair	3,000,000.00	4.579	08/20/2027	99.741	01/31/2025	2,992,254.00	3,000,000.00	<b>2,992,254.00</b>
3130B2QD0	11146	01GRF	Federal Home Loan Bank	Fair	2,500,000.00	4.070	09/10/2027	99.267	01/31/2025	2,481,687.50	2,500,000.00	<b>2,481,687.50</b>
3130B2WX9	11148	01GRF	Federal Home Loan Bank	Fair	3,000,000.00	3.666	10/01/2027	98.387	01/31/2025	2,951,616.00	3,000,000.00	<b>2,951,616.00</b>
3130B3DA8	11157	01GRF	Federal Home Loan Bank	Fair	1,470,000.00	4.393	10/15/2027	99.565	01/31/2025	1,463,611.38	1,469,328.43	<b>1,463,611.38</b>
3130B3JC8	11158	01GRF	Federal Home Loan Bank	Fair	1,500,000.00	4.310	10/22/2027	99.706	01/31/2025	1,495,593.00	1,500,000.00	<b>1,495,593.00</b>
40139LBG7	11098	01GRF	Guardian Life Global Funding	Fair	3,000,000.00	4.853	10/28/2027	102.217	01/31/2025	3,066,528.00	3,051,694.31	<b>3,066,528.00</b>
64952WEY5	11111	01GRF	New York Life Global	Fair	3,000,000.00	5.020	01/09/2028	100.248	01/31/2025	3,007,452.00	2,986,310.07	<b>3,007,452.00</b>
3130AYLF1	11094	01GRF	Federal Home Loan Bank	Fair	3,000,000.00	4.535	01/14/2028	99.962	01/31/2025	2,998,863.00	2,998,716.29	<b>2,998,863.00</b>
3136GA6V6	11162	01GRF	Federal National Mtg Assn	Fair	5,000,000.00	4.650	01/27/2028	100.051	01/31/2025	5,002,585.00	5,000,000.00	<b>5,002,585.00</b>
13063DGC6	11040	01GRF	State of California	Fair	2,000,000.00	5.035	04/01/2028	97.401	01/31/2025	1,948,020.00	1,913,894.97	<b>1,948,020.00</b>
637639AK1	11104	01GRF	National Securities Clearing	Fair	4,000,000.00	4.641	05/30/2028	100.525	01/31/2025	4,021,036.00	4,042,736.63	<b>4,021,036.00</b>
01266HFL8	11050	01GRF	Albemarle Cnty VA Economic Dev	Fair	3,000,000.00	5.260	06/01/2028	101.219	01/31/2025	3,036,570.00	3,003,388.75	<b>3,036,570.00</b>
898365AP6	11066	01GRF	Boston College	Fair	2,550,000.00	4.705	07/01/2028	98.692	01/31/2025	2,516,646.00	2,535,494.41	<b>2,516,646.00</b>
91282CAJ0	11042	01GRF	U.S. Treasury	Fair	1,000,000.00	4.806	09/30/2028	101.109	01/31/2025	1,011,093.75	994,136.37	<b>1,011,093.75</b>
67080LAA3	11063	01GRF	Nuveen LLC	Fair	5,000,000.00	5.034	11/01/2028	97.202	01/31/2025	4,860,120.00	4,818,797.61	<b>4,860,120.00</b>

Data Updated: ~REPORT~: 02/04/2025 09:33

Run Date: 02/04/2025 - 09:34

**Delaware River Joint TBC  
Investment Classification  
January 31, 2025**

CUSIP	Investment #	Fund	Issuer	Investment Class	Par Value	YTM	Maturity Date	Market Price	Market Date	Market Value	Book Value	Reported Value
<b>General Reserve Fund</b>												
91282CJN2	11060	01GRF	U.S. Treasury	Fair	2,000,000.00	4.257	11/30/2028	100.234	01/31/2025	2,004,687.50	2,007,998.95	<b>2,004,687.50</b>
64952WFF5	11149	01GRF	New York Life Global	Fair	1,850,000.00	4.045	01/29/2029	99.622	01/31/2025	1,843,014.40	1,893,905.21	<b>1,843,014.40</b>
3134H1WS8	11102	01GRF	Federal Home Loan Mtg Corp	Fair	3,400,000.00	5.349	03/07/2029	100.110	01/31/2025	3,403,743.40	3,400,000.00	<b>3,403,743.40</b>
3130B0KB4	11105	01GRF	Federal Home Loan Bank	Fair	3,000,000.00	5.000	03/20/2029	100.790	01/31/2025	3,023,700.00	3,000,000.00	<b>3,023,700.00</b>
3130BORT8	11112	01GRF	Federal Home Loan Bank	Fair	3,000,000.00	5.400	04/10/2029	100.186	01/31/2025	3,005,580.00	3,000,000.00	<b>3,005,580.00</b>
95662NSL3	11154	01GRF	West Virginia Housing Developm	Fair	510,000.00	4.207	05/01/2029	104.141	01/31/2025	531,119.10	545,011.27	<b>531,119.10</b>
3130B22X2	11134	01GRF	Federal Home Loan Bank	Fair	4,000,000.00	5.124	07/24/2029	100.220	01/31/2025	4,008,812.00	4,000,000.00	<b>4,008,812.00</b>
3134HACE1	11136	01GRF	Federal Home Loan Mtg Corp	Fair	4,000,000.00	5.050	08/01/2029	100.148	01/31/2025	4,005,932.00	4,000,000.00	<b>4,005,932.00</b>
3130B2N43	11144	01GRF	Federal Home Loan Bank	Fair	4,000,000.00	4.000	09/10/2029	97.584	01/31/2025	3,903,360.00	4,000,000.00	<b>3,903,360.00</b>
95662NSM1	11155	01GRF	West Virginia Housing Developm	Fair	505,000.00	4.800	11/01/2029	104.245	01/31/2025	526,437.25	542,245.04	<b>526,437.25</b>
<b>Subtotal</b>					<b>232,202,461.92</b>	<b>4.427</b>				<b>231,680,338.13</b>	<b>232,202,015.57</b>	<b>231,680,338.13</b>
<b>Operating Fund</b>												
38145C752	10108	01OF	Goldman Sachs Ila Fed Port	Amort	185,553.41	3.510		100.000	01/31/2025	185,553.41	185,553.41	<b>185,553.41</b>
91282CJV4	11165	01OF	U.S. Treasury	Fair	8,645,000.00	4.272	01/31/2026	99.984	01/31/2025	8,643,649.22	8,643,017.35	<b>8,643,649.22</b>
<b>Subtotal</b>					<b>8,830,553.41</b>	<b>4.256</b>				<b>8,829,202.63</b>	<b>8,828,570.76</b>	<b>8,829,202.63</b>
<b>Reserve Maintenance Fund</b>												
38145C752	10106	01RMF	Goldman Sachs Ila Fed Port	Amort	342,502.57	3.510		100.000	01/31/2025	342,502.57	342,502.57	<b>342,502.57</b>
91282CJV4	11166	01RMF	U.S. Treasury	Fair	15,962,000.00	4.272	01/31/2026	99.984	01/31/2025	15,959,505.94	15,958,339.29	<b>15,959,505.94</b>
<b>Subtotal</b>					<b>16,304,502.57</b>	<b>4.256</b>				<b>16,302,008.51</b>	<b>16,300,841.86</b>	<b>16,302,008.51</b>
<b>Scudder Falls Insurance Reserv</b>												
38145C752	10506	01SFIR	Goldman Sachs Ila Fed Port	Amort	277.99	3.510		100.000	01/31/2025	277.99	277.99	<b>277.99</b>
912797MS3	11167	01SFIR	U.S. Treasury	Fair	1,413,000.00	4.141	10/02/2025	97.289	01/31/2025	1,374,693.57	1,374,944.38	<b>1,374,693.57</b>
<b>Subtotal</b>					<b>1,413,277.99</b>	<b>4.141</b>				<b>1,374,971.56</b>	<b>1,375,222.37</b>	<b>1,374,971.56</b>
<b>Construction Fund 2019A</b>												
38145C752	10713	06CF19A	Goldman Sachs Ila Fed Port	Amort	0.00			100.000	01/31/2025	0.00	0.00	<b>0.00</b>
PAINVEST	10752	06CF19A	PA Invest	Amort	2,208,743.89	4.402		100.000	01/31/2025	2,208,743.89	2,208,743.89	<b>2,208,743.89</b>
<b>Subtotal</b>					<b>2,208,743.89</b>	<b>4.402</b>				<b>2,208,743.89</b>	<b>2,208,743.89</b>	<b>2,208,743.89</b>
<b>Debt Service Reserve Fund Comm</b>												
38145C752	10994	06DSRF	Goldman Sachs Ila Fed Port	Amort	1,013,208.70	3.510		100.000	01/31/2025	1,013,208.70	1,013,208.70	<b>1,013,208.70</b>
91282CJV4	11164	06DSRF	U.S. Treasury	Fair	47,625,000.00	4.260	01/31/2026	99.984	01/31/2025	47,617,558.59	47,619,873.91	<b>47,617,558.59</b>

**Delaware River Joint TBC  
Investment Classification  
January 31, 2025**

CUSIP	Investment #	Fund	Issuer	Investment Class	Par Value	YTM	Maturity Date	Market Price	Market Date	Market Value	Book Value	Reported Value
				<b>Subtotal</b>	<b>48,638,208.70</b>	4.244				<b>48,630,767.29</b>	<b>48,633,082.61</b>	<b>48,630,767.29</b>
<b>2019A Rebate Account</b>												
38145C752	11039	06REB19A	Goldman Sachs Ila Fed Port	Amort	989.27	3.510		100.000	01/31/2025	989.27	989.27	<b>989.27</b>
				<b>Subtotal</b>	<b>989.27</b>	3.510				<b>989.27</b>	<b>989.27</b>	<b>989.27</b>
				<b>Total</b>	<b>309,607,398.37</b>	4.383				<b>309,035,681.90</b>	<b>309,558,126.95</b>	<b>309,035,681.90</b>

7



**DELAWARE RIVER JOINT TOLL BRIDGE COMMISSION**  
**Meeting of February 24, 2025**  
**TOLL TRAFFIC AND REVENUE STATISTICS (January 2025)**

**Summary:** The Commission recorded an increase in total toll revenue for January 2025 in comparison to the January 2024 traffic and revenue statistics. Total toll traffic also reflected an increase for the first month of the year. It should be noted that the Commission eliminated cash toll collections at TM, I78, EP, and DWG at 11:00 PM on January 12, 2025.

**Analysis of January 2025 / January 2024 toll revenue data comparison:**

- Total toll revenue increased by **\$616,238** or 4.04 percent at the Commission's eight toll bridges for the month of January.
- Commercial-vehicle toll revenue reflected a 3.37 percent increase.
- Passenger-vehicle toll revenue reflected a 5.57 percent increase.

**Analysis of January 2025 / January 2024 traffic data comparison:**

- Total toll traffic increased by **113,873** vehicles, or 3.38 percent for the month.
- Commercial-vehicle traffic increased by 19,699 vehicles, or 3.58 percent.
- Passenger-vehicle toll traffic increased by 94,174 vehicles, or 3.35 percent.
- Total recorded westbound traffic volume at the 10 toll supported bridges for January 2025 decreased by 23,649 vehicles, or 1.5 percent as compared to January 2024.

**Traffic analysis for January 2025:**

- Average daily toll traffic for the Commission's toll bridges for January 2025 was 112,226 total vehicles as compared to the 108,553 total vehicles recorded on the toll bridges in January 2024.
- Average daily westbound traffic on the toll supported bridges was 50,344 vehicles in January 2025 as compared to 51,107 vehicles in January 2024.

## **REGION REVIEW:**

### **Southern Region**

Total toll traffic at Trenton-Morrisville (TM) reflected a 3.52 percent increase for January 2025 when compared to January 2024 as the result of the increase of 21,687 cars and the decrease of 502 trucks. The Scudder Falls Bridge recorded a 3.89 percent increase in total toll traffic for January 2025 when compared to January 2024 as the result of the increases of 21,269 cars and 1,666 trucks. At New Hope-Lambertville (NHL), an increase of 35,619 cars combined with an increase of 1,065 trucks resulted in an overall increase of 31.66 percent in total toll traffic for January 2025 as compared to January 2024. (It should be noted that the New Hope-Lambertville Toll Supported Bridge was closed to traffic from January 13th through January 23rd for construction).

### **Central Region**

The I-78 Toll Bridge recorded an increase of 3.63 percent in total toll traffic for the month of January 2025 when compared to January 2024 as the result of the increases of 21,715 cars and 7,114 trucks. At the Easton-Phillipsburg (EP) Toll Bridge, the increase of 1,428 passenger vehicles combined with the increase of 3,565 trucks generated a 1.28 percent increase in total toll traffic for January 2025 as compared to January 2024.

### **Northern Region**

Portland-Columbia (PC) recorded a 12.71 percent decrease in total toll traffic during January 2025 compared to January 2024 as the result of decreases of 12,699 automobiles and 5 trucks. At the Delaware Water Gap (DWG) Toll Bridge, an increase of 5,284 passenger vehicles and an increase of 6,646 trucks generated an increase of 1.72 percent in total toll traffic for January 2025 when compared to January 2024. At Milford-Montague (MM), a decrease of 129 passenger vehicles and an increase of 150 trucks produced a 0.03 percent increase in total toll traffic for the month of January 2025 as compared to January 2024.

**E-ZPass Penetration Rates**

The table below provides a comparison of the *E-ZPass* penetration rates for the Commission's eight (8) toll bridges for the months of January 2025 and January 2024, and the year-to-date periods ending January 31, 2025 and January 31, 2024.

		<b><i>E-ZPass</i> PENETRATION RATES</b>					
		<b>JAN. 2025</b>	<b>JAN. 2024</b>	<b>Change in Monthly Percentage</b>	<b>YTD 2025</b>	<b>YTD 2024</b>	<b>Change in YTD Percentage</b>
<b>All Toll Bridges</b>	Cars	87.41	85.64	1.77	87.41	85.64	1.77
	Trucks	88.25	87.97	0.28	88.25	87.97	0.28
	<b>Total</b>	<b>87.55</b>	<b>86.02</b>	<b>1.53</b>	<b>87.55</b>	<b>86.02</b>	<b>1.53</b>
<b>Trenton - Morrisville</b>	Cars	86.25	84.59	1.66	86.25	84.59	1.66
	Trucks	86.24	84.35	1.89	86.24	84.35	1.89
	<b>Total</b>	<b>86.25</b>	<b>84.56</b>	<b>1.69</b>	<b>86.25</b>	<b>84.56</b>	<b>1.69</b>
<b>Scudder Falls</b>	Cars	92.46	92.43	0.03	92.46	92.43	0.03
	Trucks	89.99	89.78	0.21	89.99	89.78	0.21
	<b>Total</b>	<b>92.33</b>	<b>92.28</b>	<b>0.05</b>	<b>92.33</b>	<b>92.28</b>	<b>0.05</b>
<b>New Hope - Lambertville</b>	Cars	92.76	93.18	-0.42	92.76	93.18	-0.42
	Trucks	89.51	89.47	0.04	89.51	89.47	0.04
	<b>Total</b>	<b>92.52</b>	<b>92.85</b>	<b>-0.33</b>	<b>92.52</b>	<b>92.85</b>	<b>-0.33</b>
<b>I-78</b>	Cars	84.26	82.22	2.04	84.26	82.22	2.04
	Trucks	89.03	89.13	-0.10	89.03	89.13	-0.10
	<b>Total</b>	<b>85.83</b>	<b>84.52</b>	<b>1.31</b>	<b>85.83</b>	<b>84.52</b>	<b>1.31</b>
<b>Easton - Phillipsburg</b>	Cars	89.30	87.57	1.73	89.30	87.57	1.73
	Trucks	86.45	85.59	0.86	86.45	85.59	0.86
	<b>Total</b>	<b>89.06</b>	<b>87.43</b>	<b>1.63</b>	<b>89.06</b>	<b>87.43</b>	<b>1.63</b>
<b>Portland - Columbia</b>	Cars	89.94	84.97	4.97	89.94	84.97	4.97
	Trucks	87.99	86.81	1.18	87.99	86.81	1.18
	<b>Total</b>	<b>89.70</b>	<b>85.16</b>	<b>4.54</b>	<b>89.70</b>	<b>85.16</b>	<b>4.54</b>
<b>Delaware Water Gap</b>	Cars	83.38	80.87	2.51	83.38	80.87	2.51
	Trucks	87.64	87.79	-0.15	87.64	87.79	-0.15
	<b>Total</b>	<b>84.20</b>	<b>82.17</b>	<b>2.03</b>	<b>84.20</b>	<b>82.17</b>	<b>2.03</b>
<b>Milford - Montague</b>	Cars	89.03	83.56	5.47	89.03	83.56	5.47
	Trucks	89.11	82.67	6.44	89.11	82.67	6.44
	<b>Total</b>	<b>89.04</b>	<b>83.52</b>	<b>5.52</b>	<b>89.04</b>	<b>83.52</b>	<b>5.52</b>

***Starting 11pm on January 12th, 2025, the Commission ceased cash toll collections at TM, I-78, EP and DWG, and completed soft AET conversions at all toll bridges.***

**DELAWARE RIVER JOINT TOLL BRIDGE COMMISSION**  
**ALL TOLL BRIDGES**  
**COMPARATIVE STATEMENT OF TOLL TRAFFIC AND REVENUE**

**JANUARY 2025**

JANUARY 1, 2024 JANUARY 31, 2024 31 DAYS		JANUARY 1, 2025 JANUARY 31, 2025 31 DAYS		VEHICLE CLASS	MONTH OF JANUARY 2025 31 DAYS		MONTH OF JANUARY 2024 31 DAYS	
NUMBER OF VEHICLES	TOTAL REVENUE	NUMBER OF VEHICLES	TOTAL REVENUE		NUMBER OF VEHICLES	TOTAL REVENUE	NUMBER OF VEHICLES	TOTAL REVENUE
2,814,857	\$ 4,733,358.15	2,909,031	\$ 4,943,896.05	<b>Passenger</b>	2,909,031	\$ 4,943,896.05	2,814,857	\$ 4,733,358.15
-	(80,458.00)		(31,979.00)	<b>Discounts *</b>	-	\$ (31,979.00)	-	(80,458.00)
2,814,857	\$ 4,652,900.15	2,909,031	\$ 4,911,917.05	<b>TOTAL PASSENGER</b>	2,909,031	\$ 4,911,917.05	2,814,857	\$ 4,652,900.15
108,854	994,345.00	113,662	1,036,579.65	<b>2-Axle Trucks</b>	113,662	1,036,579.65	108,854	994,345.00
36,305	496,179.00	38,931	532,146.00	<b>3-Axle Trucks</b>	38,931	532,146.00	36,305	496,179.00
39,655	724,944.00	37,732	689,858.00	<b>4-Axle Trucks</b>	37,732	689,858.00	39,655	724,944.00
355,946	8,108,300.00	371,450	8,461,902.50	<b>5-Axle Trucks</b>	371,450	8,461,902.50	355,946	8,108,300.00
8,506	231,456.00	7,895	214,626.00	<b>6-Axle Trucks</b>	7,895	214,626.00	8,506	231,456.00
1,020	33,374.00	315	10,707.00	<b>7-Axle Trucks</b>	315	10,707.00	1,020	33,374.00
550,286	\$ 10,588,598.00	569,985	\$ 10,945,819.15	<b>TOTAL TRUCKS</b>	569,985	\$ 10,945,819.15	550,286	\$ 10,588,598.00
3,365,143	\$ 15,241,498.15	3,479,016	\$ 15,857,736.20	<b>TOTAL TOLL VEHICLES</b>	3,479,016	\$ 15,857,736.20	3,365,143	15,241,498.15
108,553	\$ 491,661.23	112,226	\$ 511,539.88	<b>DAILY AVERAGE</b>	112,226	\$ 511,539.88	108,553	\$ 491,661.23
<b>YTD Rate Change</b>				<b>MTD Rate Change Traffic</b>				
<b>Traffic (toll)</b>		3.38%		<b>Traffic (toll)</b>		3.38%		
Autos		3.35%		Autos		3.35%		
Trucks		3.58%		Trucks		3.58%		
<b>Revenue</b>		4.04%		<b>Revenue</b>		4.04%		
Autos		5.57%		Autos		5.57%		
Trucks		3.37%		Trucks		3.37%		

\* "Discounts" The Commuter Discount was eliminated effective January 1st, 2024. The commuter discount reported in the January 2024 Comparatives represented the discounts issued for trips made in December 2023. "Discounts" now represents adjustments for employee and Commission vehicle non-revenue crossings.

NOTE: On January 12, 2025 at 11:00 PM the Commission eliminated Cash Toll collections at TM, I78, EP, and DWG.

DELAWARE RIVER JOINT TOLL BRIDGE COMMISSION  
TRENTON - MORRISVILLE TOLL BRIDGE  
COMPARATIVE STATEMENT OF TOLL TRAFFIC AND REVENUE

**JANUARY 2025**

JANUARY 1, 2024 JANUARY 31, 2024 31 DAYS		JANUARY 1, 2025 JANUARY 31, 2025 31 DAYS		VEHICLE CLASS	MONTH OF JANUARY 2025 31 DAYS		MONTH OF JANUARY 2024 31 DAYS	
NUMBER OF VEHICLES	TOTAL REVENUE	NUMBER OF VEHICLES	TOTAL REVENUE		NUMBER OF VEHICLES	TOTAL REVENUE	NUMBER OF VEHICLES	TOTAL REVENUE
530,597	\$ 900,459.50 (13,427.50)	552,284	\$ 947,674.50 (3,442.50)	<b>Passenger Discounts *</b>	552,284	\$ 947,674.50 (3,442.50)	530,597	\$ 900,459.50 (13,427.50)
530,597	\$ 887,032.00	552,284	\$ 944,232.00	<b>TOTAL PASSENGER</b>	552,284	\$ 944,232.00	530,597	\$ 887,032.00
22,924	209,202.00	22,708	207,248.00	<b>2-Axle Trucks</b>	22,708	207,248.00	22,924	209,202.00
11,357	155,829.00	12,388	169,846.50	<b>3-Axle Trucks</b>	12,388	169,846.50	11,357	155,829.00
9,028	165,916.00	7,239	132,248.00	<b>4-Axle Trucks</b>	7,239	132,248.00	9,028	165,916.00
25,004	573,477.50	27,369	625,702.50	<b>5-Axle Trucks</b>	27,369	625,702.50	25,004	573,477.50
1,777	48,819.00	685	18,768.00	<b>6-Axle Trucks</b>	685	18,768.00	1,777	48,819.00
826	26,561.50	25	805.00	<b>7-Axle Trucks</b>	25	805.00	826	26,561.50
70,916	1,179,805	70,414	\$ 1,154,618.00	<b>TOTAL TRUCKS</b>	70,414	\$ 1,154,618.00	70,916	\$ 1,179,805.00
601,513	\$ 2,066,837.00	622,698	\$ 2,098,850.00	<b>TOTAL TOLL VEHICLES</b>	622,698	\$ 2,098,850.00	601,513	\$ 2,066,837.00
19,404	\$ 66,672.16	20,087	\$ 67,704.84	<b>DAILY AVERAGE</b>	20,087	\$ 67,704.84	19,404	\$ 66,672.16
<b>Rate Change</b>					<b>Rate Change</b>			
<b>Traffic (toll)</b>	3.52%					<b>Traffic (toll)</b>	3.52%	
Autos	4.09%					Autos	4.09%	
Trucks	-0.71%					Trucks	-0.71%	
<b>Revenue</b>	1.55%					<b>Revenue</b>	1.55%	
Autos	6.45%					Autos	6.45%	
Trucks	-2.13%					Trucks	-2.13%	

DELAWARE RIVER JOINT TOLL BRIDGE COMMISSION  
 SCUDDER FALLS TOLL BRIDGE  
 COMPARATIVE STATEMENT OF TOLL TRAFFIC AND REVENUE

**JANUARY 2025**

JANUARY 1, 2024 JANUARY 31, 2024 31 DAYS		JANUARY 1, 2025 JANUARY 31, 2025 31 DAYS		MONTH OF JANUARY 2025 31 DAYS		MONTH OF JANUARY 2024 31 DAYS		
NUMBER OF VEHICLES	TOTAL REVENUE	NUMBER OF VEHICLES	TOTAL REVENUE	VEHICLE CLASS	NUMBER OF VEHICLES	TOTAL REVENUE	NUMBER OF VEHICLES	TOTAL REVENUE
557,152	\$ 875,779.90 (14,375.54)	578,421	\$ 936,020.55 (3,384.50)	<b>Passenger Discounts *</b>	578,421	\$ 936,020.55 (3,384.50)	557,152	\$ 875,779.90 (14,375.54)
557,152	\$ 861,404.36	578,421	\$ 932,636.05	<b>TOTAL PASSENGER</b>	578,421	\$ 932,636.05	557,152	\$ 861,404.36
16,013	145,450.00	16,999	154,485.65	<b>2-Axle Trucks</b>	16,999	154,485.65	16,013	145,450.00
2,819	37,527.00	3,034	40,542.00	<b>3-Axle Trucks</b>	3,034	40,542.00	2,819	37,527.00
1,946	35,642.00	1,939	35,402.00	<b>4-Axle Trucks</b>	1,939	35,402.00	1,946	35,642.00
10,844	247,265.00	11,258	256,427.50	<b>5-Axle Trucks</b>	11,258	256,427.50	10,844	247,265.00
83	2,274.00	140	3,816.00	<b>6-Axle Trucks</b>	140	3,816.00	83	2,274.00
9	305.00	10	349.50	<b>7-Axle Trucks</b>	10	349.50	9	305.00
31,714	\$ 468,463.00	33,380	\$ 491,022.65	<b>TOTAL TRUCKS</b>	33,380	\$ 491,022.65	31,714	\$ 468,463.00
588,866	\$ 1,329,867.36	611,801	\$ 1,423,658.70	<b>TOTAL TOLL VEHICLES</b>	611,801	\$ 1,423,658.70	588,866	\$ 1,329,867.36
18,996	\$ 42,898.95	19,736	\$ 45,924.47	<b>DAILY AVERAGE</b>	19,736	\$ 45,924.47	18,996	\$ 42,898.95
<b>Rate Change</b>				<b>Rate Change</b>				
<b>Traffic (toll)</b>		3.89%		<b>Traffic (toll)</b>		3.89%		
Autos		3.82%		Autos		3.82%		
Trucks		5.25%		Trucks		5.25%		
<b>Revenue</b>				<b>Revenue</b>				
Autos		8.27%		Autos		8.27%		
Trucks		4.82%		Trucks		4.82%		

DELAWARE RIVER JOINT TOLL BRIDGE COMMISSION  
 NEW HOPE - LAMBERTVILLE TOLL BRIDGE  
 COMPARATIVE STATEMENT OF TOLL TRAFFIC AND REVENUE

JANUARY 1, 2024 JANUARY 31, 2024 31 DAYS		JANUARY 1, 2025 JANUARY 31, 2025 31 DAYS		MONTH OF JANUARY 2025 31 DAYS		MONTH OF JANUARY 2024 31 DAYS		
NUMBER OF VEHICLES	TOTAL REVENUE	NUMBER OF VEHICLES	TOTAL REVENUE	VEHICLE CLASS	NUMBER OF VEHICLES	TOTAL REVENUE	NUMBER OF VEHICLES	TOTAL REVENUE
105,475	\$ 165,745.00	141,094	\$ 228,531.50	<b>Passenger</b>	141,094	\$ 228,531.50	105,475	\$ 165,745.00
	(5,180.83)		(5,037.00)	<b>Discounts *</b>		(5,037.00)		(5,180.83)
105,475	\$ 160,564.17	141,094	\$ 223,494.50	<b>TOTAL PASSENGER</b>	141,094	\$ 223,494.50	105,475	\$ 160,564.17
4,867	44,173.00	6,343	57,448.00	<b>2-Axle Trucks</b>	6,343	57,448.00	4,867	44,173.00
763	10,404.00	810	10,911.00	<b>3-Axle Trucks</b>	810	10,911.00	763	10,404.00
795	14,588.00	685	12,618.00	<b>4-Axle Trucks</b>	685	12,618.00	795	14,588.00
3,727	84,665.00	3,356	76,385.00	<b>5-Axle Trucks</b>	3,356	76,385.00	3,727	84,665.00
255	6,930.00	276	7,518.00	<b>6-Axle Trucks</b>	276	7,518.00	255	6,930.00
2	63.00	4	129.50	<b>7-Axle Trucks</b>	4	129.50	2	63.00
10,409	\$ 160,823.00	11,474	\$ 165,009.50	<b>TOTAL TRUCKS</b>	11,474	\$ 165,009.50	10,409	\$ 160,823.00
115,884	\$ 321,387.17	152,568	\$ 388,504.00	<b>TOTAL TOLL VEHICLES</b>	152,568	\$ 388,504.00	115,884	\$ 321,387.17
3,738	\$ 10,367.33	4,922	\$ 12,532.39	<b>DAILY AVERAGE</b>	4,922	\$ 12,532.39	3,738	\$ 10,367.33
<b>Rate Change</b>				<b>Rate Change</b>				
<b>Traffic (toll)</b>		31.66%		<b>Traffic (toll)</b>		31.66%		
Autos		33.77%		Autos		33.77%		
Trucks		10.23%		Trucks		10.23%		
<b>Revenue</b>		20.88%		<b>Revenue</b>		20.88%		
Autos		39.19%		Autos		39.19%		
Trucks		2.60%		Trucks		2.60%		

\* From January 13 to January 23, 2025, the New Hope-Lambertville Toll-Supported Bridge was closed to traffic in both directions for pin replacement. During this period, westbound traffic was diverted to the New Hope-Lambertville Toll Bridge.

DELAWARE RIVER JOINT TOLL BRIDGE COMMISSION  
 178 TOLL BRIDGE  
 COMPARATIVE STATEMENT OF TOLL TRAFFIC AND REVENUE

**JANUARY 2025**

JANUARY 1, 2024 JANUARY 31, 2024 31 DAYS		JANUARY 1, 2025 JANUARY 31, 2025 31 DAYS		VEHICLE CLASS	MONTH OF JANUARY 2025 31 DAYS		MONTH OF JANUARY 2024 31 DAYS	
NUMBER OF VEHICLES	TOTAL REVENUE	NUMBER OF VEHICLES	TOTAL REVENUE		NUMBER OF VEHICLES	TOTAL REVENUE	NUMBER OF VEHICLES	TOTAL REVENUE
530,200	\$ 921,474.75 (13,283.40)	551,915	\$ 967,316.50 (2,468.50)	<b>Passenger Discounts *</b>	551,915	\$ 967,316.50 (2,468.50)	530,200	\$ 921,474.75 (13,283.40)
530,200	\$ 908,191.35	551,915	\$ 964,848.00	<b>TOTAL PASSENGER</b>	551,915	\$ 964,848.00	530,200	\$ 908,191.35
27,560	252,278.00	28,065	256,548.00	<b>2-Axle Trucks</b>	28,065	256,548.00	27,560	252,278.00
11,392	155,754.00	12,135	165,927.00	<b>3-Axle Trucks</b>	12,135	165,927.00	11,392	155,754.00
16,863	307,104.00	16,993	310,096.00	<b>4-Axle Trucks</b>	16,993	310,096.00	16,863	307,104.00
204,343	4,650,255.00	209,926	4,777,875.00	<b>5-Axle Trucks</b>	209,926	4,777,875.00	204,343	4,650,255.00
4,044	109,716.00	4,125	111,915.00	<b>6-Axle Trucks</b>	4,125	111,915.00	4,044	109,716.00
92	3,118.50	164	5,615.50	<b>7-Axle Trucks</b>	164	5,615.50	92	3,118.50
264,294	\$ 5,478,225.50	271,408	\$ 5,627,976.50	<b>TOTAL TRUCKS</b>	271,408	\$ 5,627,976.50	264,294	\$ 5,478,225.50
794,494	\$ 6,386,416.85	823,323	\$ 6,592,824.50	<b>TOTAL TOLL VEHICLES</b>	823,323	\$ 6,592,824.50	794,494	\$ 6,386,416.85
25,629	\$ 206,013.45	26,559	\$ 212,671.76	<b>DAILY AVERAGE</b>	26,559	\$ 212,671.76	25,629	\$ 206,013.45
<b>Rate Change</b>					<b>Rate Change</b>			
<b>Traffic (toll)</b>	3.63%					<b>Traffic (toll)</b>	3.63%	
Autos	4.10%					Autos	4.10%	
Trucks	2.69%					Trucks	2.69%	
<b>Revenue</b>	3.23%					<b>Revenue</b>	3.23%	
Autos	6.24%					Autos	6.24%	
Trucks	2.73%					Trucks	2.73%	



DELAWARE RIVER JOINT TOLL BRIDGE COMMISSION  
 EASTON - PHILLIPSBURG TOLL BRIDGE  
 COMPARATIVE STATEMENT OF TOLL TRAFFIC AND REVENUE

JANUARY 1, 2024 JANUARY 31, 2024 31 DAYS		JANUARY 1, 2025 JANUARY 31, 2025 31 DAYS		MONTH OF JANUARY 2025 31 DAYS		MONTH OF JANUARY 2024 31 DAYS		
NUMBER OF VEHICLES	TOTAL REVENUE	NUMBER OF VEHICLES	TOTAL REVENUE	VEHICLE CLASS	NUMBER OF VEHICLES	TOTAL REVENUE	NUMBER OF VEHICLES	TOTAL REVENUE
361,880	\$ 597,775.50 (11,057.26)	363,308	\$ 606,587.00 (2,699.50)	<b>Passenger Discounts *</b>	363,308	\$ 606,587.00 (2,699.50)	361,880	\$ 597,775.50 (11,057.26)
361,880	\$ 586,718.24	363,308	\$ 603,887.50	<b>TOTAL PASSENGER</b>	363,308	\$ 603,887.50	361,880	\$ 586,718.24
11,064	101,199.00	12,367	112,884.00	<b>2-Axle Trucks</b>	12,367	112,884.00	11,064	101,199.00
2,387	32,830.50	2,979	41,218.50	<b>3-Axle Trucks</b>	2,979	41,218.50	2,387	32,830.50
2,133	38,922.00	2,113	38,614.00	<b>4-Axle Trucks</b>	2,113	38,614.00	2,133	38,922.00
13,148	300,407.50	14,797	337,477.50	<b>5-Axle Trucks</b>	14,797	337,477.50	13,148	300,407.50
103	2,802.00	142	3,885.00	<b>6-Axle Trucks</b>	142	3,885.00	103	2,802.00
3	94.50	5	157.50	<b>7-Axle Trucks</b>	5	157.50	3	94.50
28,838	\$ 476,255.50	32,403	\$ 534,236.50	<b>TOTAL TRUCKS</b>	32,403	\$ 534,236.50	28,838	\$ 476,255.50
390,718	\$ 1,062,973.74	395,711	\$ 1,138,124.00	<b>TOTAL TOLL VEHICLES</b>	395,711	\$ 1,138,124.00	390,718	\$ 1,062,973.74
12,604	\$ 34,289.48	12,765	\$ 36,713.68	<b>DAILY AVERAGE</b>	12,765	\$ 36,713.68	12,604	\$ 34,289.48
<b>Rate Change</b>				<b>Rate Change</b>				
<b>Traffic (toll)</b>		1.28%		<b>Traffic (toll)</b>		1.28%		
Autos		0.39%		Autos		0.39%		
Trucks		12.36%		Trucks		12.36%		
<b>Revenue</b>				<b>Revenue</b>				
Autos		2.93%		Autos		2.93%		
Trucks		12.17%		Trucks		12.17%		

DELAWARE RIVER JOINT TOLL BRIDGE COMMISSION  
 PORTLAND - COLUMBIA TOLL BRIDGE  
 COMPARATIVE STATEMENT OF TOLL TRAFFIC AND REVENUE

JANUARY 1, 2024 JANUARY 31, 2024 31 DAYS		JANUARY 1, 2025 JANUARY 31, 2025 31 DAYS		MONTH OF JANUARY 2025 31 DAYS		MONTH OF JANUARY 2024 31 DAYS			
NUMBER OF VEHICLES	TOTAL REVENUE	NUMBER OF VEHICLES	TOTAL REVENUE	VEHICLE CLASS	NUMBER OF VEHICLES	TOTAL REVENUE	NUMBER OF VEHICLES	TOTAL REVENUE	
89,275	\$ 151,594.50 (4,060.36)	76,576	\$ 127,495.50 (4,829.00)	<b>Passenger Discounts *</b>	76,576	\$ 127,495.50 (4,829.00)	89,275	\$ 151,594.50 (4,060.36)	
89,275	\$ 147,534.14	76,576	\$ 122,666.50	<b>TOTAL PASSENGER</b>	76,576	\$ 122,666.50	89,275	\$ 147,534.14	
2,923	26,640.00	2,994	27,108.00	<b>2-Axle Trucks</b>	2,994	27,108.00	2,923	26,640.00	
987	13,567.50	917	12,520.50	<b>3-Axle Trucks</b>	917	12,520.50	987	13,567.50	
3,149	57,796.00	3,304	60,896.00	<b>4-Axle Trucks</b>	3,304	60,896.00	3,149	57,796.00	
3,590	81,610.00	3,409	77,422.50	<b>5-Axle Trucks</b>	3,409	77,422.50	3,590	81,610.00	
42	1,152.00	59	1,590.00	<b>6-Axle Trucks</b>	59	1,590.00	42	1,152.00	
1	31.50	4	129.50	<b>7-Axle Trucks</b>	4	129.50	1	31.50	
10,692	\$ 180,797.00	10,687	\$ 179,666.50	<b>TOTAL TRUCKS</b>	10,687	\$ 179,666.50	10,692	\$ 180,797.00	
99,967	\$ 328,331.14	87,263	\$ 302,333.00	<b>TOTAL TOLL VEHICLES</b>	87,263	\$ 302,333.00	99,967	\$ 328,331.14	
3,225	\$ 10,591.33	2,815	\$ 9,752.68	<b>DAILY AVERAGE</b>	2,815	\$ 9,752.68	3,225	\$ 10,591.33	
<b>Rate Change</b>						<b>Rate Change</b>			
<b>Traffic (toll)</b>						<b>Traffic (toll)</b>			
Autos						Autos			
Trucks						Trucks			
<b>Revenue</b>						<b>Revenue</b>			
Autos						Autos			
Trucks						Trucks			

DELAWARE RIVER JOINT TOLL BRIDGE COMMISSION  
 DELAWARE WATER GAP TOLL BRIDGE  
 COMPARATIVE STATEMENT OF TOLL TRAFFIC AND REVENUE

**JANUARY 2025**

JANUARY 1, 2024 JANUARY 31, 2024 31 DAYS		JANUARY 1, 2025 JANUARY 31, 2025 31 DAYS		MONTH OF JANUARY 2025 31 DAYS		MONTH OF JANUARY 2024 31 DAYS		
NUMBER OF VEHICLES	TOTAL REVENUE	NUMBER OF VEHICLES	TOTAL REVENUE	VEHICLE CLASS	NUMBER OF VEHICLES	TOTAL REVENUE	NUMBER OF VEHICLES	TOTAL REVENUE
563,393	\$ 988,460.75 (14,691.50)	568,677	\$ 1,001,217.00 (4,004.50)	<b>Passenger Discounts *</b>	568,677	\$ 1,001,217.00 (4,004.50)	563,393	\$ 988,460.75 (14,691.50)
563,393	\$ 973,769.25	568,677	\$ 997,212.50	<b>TOTAL PASSENGER</b>	568,677	\$ 997,212.50	563,393	\$ 973,769.25
21,112	193,498.00	21,491	196,335.00	<b>2-Axle Trucks</b>	21,491	196,335.00	21,112	193,498.00
6,350	86,790.00	6,502	88,900.50	<b>3-Axle Trucks</b>	6,502	88,900.50	6,350	86,790.00
5,543	101,242.00	5,356	98,086.00	<b>4-Axle Trucks</b>	5,356	98,086.00	5,543	101,242.00
94,717	2,157,590.00	100,771	2,297,767.50	<b>5-Axle Trucks</b>	100,771	2,297,767.50	94,717	2,157,590.00
2,175	59,028.00	2,430	66,099.00	<b>6-Axle Trucks</b>	2,430	66,099.00	2,175	59,028.00
87	3,200.00	80	2,792.50	<b>7-Axle Trucks</b>	80	2,792.50	87	3,200.00
129,984	\$ 2,601,348.00	136,630	\$ 2,749,980.50	<b>TOTAL TRUCKS</b>	136,630	\$ 2,749,980.50	129,984	\$ 2,601,348.00
693,377	\$ 3,575,117.25	705,307	\$ 3,747,193.00	<b>TOTAL TOLL VEHICLES</b>	705,307	\$ 3,747,193.00	693,377	\$ 3,575,117.25
22,367	\$ 115,326.36	22,752	\$ 120,877.19	<b>DAILY AVERAGE</b>	22,752	\$ 120,877.19	22,367	\$ 115,326.36
<b>Rate Change</b>				<b>Rate Change</b>				
<b>Traffic (toll)</b>		1.72%		<b>Traffic (toll)</b>		1.72%		
Autos		0.94%		Autos		0.94%		
Trucks		5.11%		Trucks		5.11%		
<b>Revenue</b>				<b>Revenue</b>				
Autos		2.41%		Autos		2.41%		
Trucks		5.71%		Trucks		5.71%		

DELAWARE RIVER JOINT TOLL BRIDGE COMMISSION  
MILFORD - MONTAGUE TOLL BRIDGE  
COMPARATIVE STATEMENT OF TOLL TRAFFIC AND REVENUE

JANUARY 1, 2024 JANUARY 31, 2024 31 DAYS		JANUARY 1, 2025 JANUARY 31, 2025 31 DAYS		MONTH OF JANUARY 2025 31 DAYS		MONTH OF JANUARY 2024 31 DAYS		
NUMBER OF VEHICLES	TOTAL REVENUE	NUMBER OF VEHICLES	TOTAL REVENUE	VEHICLE CLASS	NUMBER OF VEHICLES	TOTAL REVENUE	NUMBER OF VEHICLES	TOTAL REVENUE
76,885	\$ 132,068.25 (4,381.61)	76,756	\$ 129,053.50 (6,113.50)	<b>Passenger Discounts *</b>	76,756	\$ 129,053.50 (6,113.50)	76,885	\$ 132,068.25 (4,381.61)
76,885	\$ 127,686.64	76,756	\$ 122,940.00	<b>TOTAL PASSENGER</b>	76,756	\$ 122,940.00	76,885	\$ 127,686.64
2,391	21,905.00	2,695	24,523.00	<b>2-Axle Trucks</b>	2,695	24,523.00	2,391	21,905.00
250	3,477.00	166	2,280.00	<b>3-Axle Trucks</b>	166	2,280.00	250	3,477.00
198	3,734.00	103	1,898.00	<b>4-Axle Trucks</b>	103	1,898.00	198	3,734.00
573	13,030.00	564	12,845.00	<b>5-Axle Trucks</b>	564	12,845.00	573	13,030.00
27	735.00	38	1,035.00	<b>6-Axle Trucks</b>	38	1,035.00	27	735.00
		23	728.00	<b>7-Axle Trucks</b>	23	728.00	-	-
3,439	\$ 42,881.00	3,589	\$ 43,309.00	<b>TOTAL TRUCKS</b>	3,589	\$ 43,309.00	3,439	\$ 42,881.00
80,324	\$ 170,567.64	80,345	\$ 166,249.00	<b>TOTAL TOLL VEHICLES</b>	80,345	\$ 166,249.00	80,324	\$ 170,567.64
2,591	\$ 5,502.18	2,592	\$ 5,362.87	<b>DAILY AVERAGE</b>	2,592	\$ 5,362.87	2,591	\$ 5,502.18
<b>Rate Change</b>				<b>Rate Change</b>				
<b>Traffic (toll)</b>		0.03%		<b>Traffic (toll)</b>		0.03%		
Autos		-0.17%		Autos		-0.17%		
Trucks		4.36%		Trucks		4.36%		
<b>Revenue</b>		-2.53%		<b>Revenue</b>		-2.53%		
Autos		-3.72%		Autos		-3.72%		
Trucks		1.00%		Trucks		1.00%		



## Delaware River Joint Toll Bridge Commission Toll Supported Bridge - Westbound Traffic Counts January 2025

Bridge	Westbound Volume					
	January 2025	January 2024	% Change	YTD 2025	YTD 2024	% Change
Lower Trenton	420,699	425,616	-1.2%	420,699	425,616	-1.2%
Calhoun Street <sup>1</sup>	293,354	266,068	10.3%	293,354	266,068	10.3%
Washington Crossing <sup>2</sup>	118,267	109,075	8.4%	118,267	109,075	8.4%
New Hope-Lambertville <sup>3</sup>	76,799	174,910	-56.1%	76,799	174,910	-56.1%
Centre Bridge- Stockton <sup>4</sup>	76,705	61,274	25.2%	76,705	61,274	25.2%
Uhlerstown-Frenchtown <sup>5</sup>	64,824	83,197	-22.1%	64,824	83,197	-22.1%
Upper Black Eddy-Milford <sup>6</sup>	40,390	38,639	4.5%	40,390	38,639	4.5%
Riegelsville	41,077	39,290	4.5%	41,077	39,290	4.5%
Northampton Street	363,537	346,347	5.0%	363,537	346,347	5.0%
Riverton-Belvidere	65,012	39,897	62.9%	65,012	39,897	62.9%
<b>Total</b>	<b>1,560,664</b>	<b>1,584,313</b>	<b>-1.5%</b>	<b>1,560,664</b>	<b>1,584,313</b>	<b>-1.5%</b>

**NOTES:**

1. In 2024, traffic counter was recalibrated several times to get better readings. Construction by NJDOT on US Route 29 in New Jersey had lane closures into Decmber 2024, which may have affected counts. Traffic counts will continue to be monitored monthly.

2. New Hope - Lambertville TSB closed from 12:00 AM, January 13, 2025 through 12:00PM January 23, 2025, as part of TS-694A NH-L TSB Rehabilitation.

3. On January 30, 2024, eastbound traffic detour set in place due to construction under Contract No. TS-694A NH-L TSB Rehabilitation. Detour expected to remain in place into 2025. Eastbound traffic is detoured over the NH-L Toll Bridge. Counter was permanently relocated to the PA approach on 9/9/24. New Hope - Lambertville TSB closed from 12:00 AM, January 13, 2025 through 12:00PM January 23, 2025, as part of TS-694A NH-L TSB Rehabilitation. Traffic counts will continue to be monitored monthly.

4. New Hope - Lambertville TSB closed from 12:00 AM, January 13, 2025 through 12:00PM January 23, 2025, as part of TS-694A NH-L TSB Rehabilitation.

5. January 2024 traffic counts were inaccurate due to the counter under-counting vehicles. January 2024 traffic counts were extrapolated from January 2023 traffic counts and decreased by 3.4%. The traffic counter was recalibrated, reconfigured, and repositioned between June 13, 2024 and June 26, 2024, which has yielded more accurate counts to date. Traffic counts will continue to be monitored monthly.

6. Total traffic volume appears to be correct. However, based on the geometry on the bridge, the location of the traffic sensor, and the driving habits of motorists, we will continue to monitor the Eastbound/Westbound directional percentage split.

*\*Due to the narrowness of many of the toll-supported bridges, some vehicles drive over the centerline when there is no oncoming traffic, causing directional misclassification.*

*\*With the upgrade of the traffic counting sensors in 2023, there have been some significant drops in traffic counts at some locations. Commission Staff has been in communication with the vendor, Signal Service, and is working to adjust and verify the new sensors are reporting as accurate as possible. In doing so, we have identified the previous counters may have been inaccurate at times at some of the locations. This could be caused by a number of factors including being out of calibration, double counting due to microwave reflections and/or driver behavior (i.e. straddling the lane line when no opposing traffic is coming) and also the geometry at those specific sites. Signal Service has been to the sites and verified counts and the newer sensors are within a margin of error of 5-7%. Sites where our counts are 10-15% lower than previous years are believed to be as a result of more accurate counts. Sites with counts greater than 15% differences from last year are being examined, will be visited and recalibrated, or counter hardware will be physically moved to see if we can achieve better results. Once Signal Service and the Commission Staff agree the counts are accurate, they will serve as a new baseline for our traffic counts. Going forward, Signal Service will perform routine recalibrations and documented verification counts quarterly at the sites to assure the Commission that the counters are recording traffic accurately.*



## Delaware River Joint Toll Bridge Commission Toll-Supported Bridge Traffic Counts January 2025

Bridge	Eastbound				Westbound				Total Volume	
	January 2025		January 2024		January 2025		January 2024		January 2025	January 2024
	Volume	% of Total	Volume	% of Total	Volume	% of Total	Volume	% of Total		
Lower Trenton	74,464	15.0%	75,101	15.0%	420,699	85.0%	425,616	85.0%	495,163	500,717
Calhoun Street <sup>1</sup>	203,575	41.0%	141,903	34.8%	293,354	59.0%	266,068	65.2%	496,929	407,971
Washington Crossing <sup>2</sup>	58,521	33.1%	52,077	32.3%	118,267	66.9%	109,075	67.7%	176,788	161,152
New Hope-Lambertville <sup>3</sup>	-	0.0%	121,013	40.9%	76,799	100.0%	174,910	59.1%	76,799	295,923
Centre Bridge- Stockton <sup>4</sup>	53,237	41.0%	44,550	42.1%	76,705	59.0%	61,274	57.9%	129,942	105,824
Uhlerstown-Frenchtown <sup>5</sup>	49,125	43.1%	39,119	32.0%	64,824	56.9%	83,197	68.0%	113,949	122,316
Upper Black Eddy-Milford <sup>6</sup>	49,359	55.0%	47,776	55.3%	40,390	45.0%	38,639	44.7%	89,749	86,415
Riegelsville	34,032	45.3%	33,734	46.2%	41,077	54.7%	39,290	53.8%	75,109	73,024
Northampton Street	156,401	30.1%	148,267	30.0%	363,537	69.9%	346,347	70.0%	519,938	494,614
Riverton-Belvidere	45,905	41.4%	58,812	59.6%	65,012	58.6%	39,897	40.4%	110,917	98,709
<b>Total</b>	<b>724,619</b>	<b>31.7%</b>	<b>762,352</b>	<b>32.5%</b>	<b>1,560,664</b>	<b>68.3%</b>	<b>1,584,313</b>	<b>67.5%</b>	<b>2,285,283</b>	<b>2,346,664</b>

**NOTES:**

- In 2024, traffic counter was recalibrated several times to get better readings. Construction by NJDOT on US Route 29 in New Jersey had lane closures into December 2024, which may have affected counts. Traffic counts will continue to be monitored monthly.
- New Hope - Lambertville TSB closed from 12:00 AM, January 13, 2025 through 12:00PM January 23, 2025, as part of TS-694A NH-L TSB Rehabilitation.
- On January 30, 2024, eastbound traffic detour set in place due to construction under Contract No. TS-694A NH-L TSB Rehabilitation. Detour expected to remain in place into 2025. Eastbound traffic is detoured over the NH-L Toll Bridge. Counter was permanently relocated to the PA approach on 9/9/24. New Hope - Lambertville TSB closed from 12:00 AM, January 13, 2025 through 12:00PM January 23, 2025, as part of TS-694A NH-L TSB Rehabilitation. Traffic counts will continue to be monitored monthly.
- New Hope - Lambertville TSB closed from 12:00 AM, January 13, 2025 through 12:00PM January 23, 2025, as part of TS-694A NH-L TSB Rehabilitation.
- January 2024 traffic counts were inaccurate due to the counter under-counting vehicles. January 2024 traffic counts were extrapolated from January 2023 traffic counts and decreased by 3.4%. The traffic counter was recalibrated, reconfigured, and repositioned between June 13, 2024 and June 26, 2024, which has yielded more accurate counts to date. Traffic counts will continue to be monitored monthly.
- Total traffic volume appears to be correct. However, based on the geometry on the bridge, the location of the traffic sensor, and the driving habits of motorists, we will continue to monitor the Eastbound/Westbound directional percentage split.

*\*Due to the narrowness of many of the toll-supported bridges, some vehicles drive over the centerline when there is no oncoming traffic, causing directional misclassification.*

*\*With the upgrade of the traffic counting sensors in 2023, there have been some significant drops in traffic counts at some locations. Commission Staff has been in communication with the vendor, Signal Service, and is working to adjust and verify the new sensors are reporting as accurate as possible. In doing so, we have identified the previous counters may have been inaccurate at times at some of the locations. This could be caused by a number of factors including being out of calibration, double counting due to microwave reflections and/or driver behavior (i.e. straddling the lane line when no opposing traffic is coming) and also the geometry at those specific sites. Signal Service has been to the sites and verified counts and the newer sensors are within a margin of error of 5-7%. Sites where our counts are 10-15% lower than previous years are believed to be as a result of more accurate counts. Sites with counts greater than 15% differences from last year are being examined, will be visited and recalibrated, or counter hardware will be physically moved to see if we can achieve better results. Once Signal Service and the Commission Staff agree the counts are accurate, they will serve as a new baseline for our traffic counts. Going forward, Signal Service will perform routine recalibrations and documented verification counts quarterly at the sites to assure the Commission that the counters are recording traffic accurately.*



## Delaware River Joint Toll Bridge Commission Toll Supported Bridge - Two Way Traffic Counts January 2025

Bridge	Total Volume					
	January 2025	January 2024	% Change	YTD 2025	YTD 2024	% Change
Lower Trenton	495,163	500,717	-1.1%	495,163	500,717	-1.1%
Calhoun Street <sup>1</sup>	496,929	407,971	21.8%	496,929	407,971	21.8%
Washington Crossing <sup>2</sup>	176,788	161,152	9.7%	176,788	161,152	9.7%
New Hope-Lambertville <sup>3</sup>	76,799	295,923	-74.0%	76,799	295,923	-74.0%
Centre Bridge- Stockton <sup>4</sup>	129,942	105,824	22.8%	129,942	105,824	22.8%
Uhlertown-Frenchtown <sup>5</sup>	113,949	122,316	-6.8%	113,949	122,316	-6.8%
Upper Black Eddy-Milford <sup>6</sup>	89,749	86,415	3.9%	89,749	86,415	3.9%
Riegelsville	75,109	73,024	2.9%	75,109	73,024	2.9%
Northampton Street	519,938	494,614	5.1%	519,938	494,614	5.1%
Riverton-Belvidere	110,917	98,709	12.4%	110,917	98,709	12.4%
<b>Total</b>	<b>2,285,283</b>	<b>2,346,664</b>	<b>-2.6%</b>	<b>2,285,283</b>	<b>2,346,664</b>	<b>-2.6%</b>

**NOTES:**

1. In 2024, traffic counter was recalibrated several times to get better readings. Construction by NJDOT on US Route 29 in New Jersey had lane closures into December 2024, which may have affected counts. Traffic counts will continue to be monitored monthly.

2. New Hope - Lambertville TSB closed from 12:00 AM, January 13, 2025 through 12:00PM January 23, 2025, as part of TS-694A NH-L TSB Rehabilitation.

3. On January 30, 2024, eastbound traffic detour set in place due to construction under Contract No. TS-694A NH-L TSB Rehabilitation. Detour expected to remain in place into 2025. Eastbound traffic is detoured over the NH-L Toll Bridge. Counter was permanently relocated to the PA approach on 9/9/24. New Hope - Lambertville TSB closed from 12:00 AM, January 13, 2025 through 12:00PM January 23, 2025, as part of TS-694A NH-L TSB Rehabilitation. Traffic counts will continue to be monitored monthly.

4. New Hope - Lambertville TSB closed from 12:00 AM, January 13, 2025 through 12:00PM January 23, 2025, as part of TS-694A NH-L TSB Rehabilitation.

5. January 2024 traffic counts were inaccurate due to the counter under-counting vehicles. January 2024 traffic counts were extrapolated from January 2023 traffic counts and decreased by 3.4%. The traffic counter was recalibrated, reconfigured, and repositioned between June 13, 2024 and June 26, 2024, which has yielded more accurate counts to date. Traffic counts will continue to be monitored monthly.

6. Total traffic volume appears to be correct. However, based on the geometry on the bridge, the location of the traffic sensor, and the driving habits of motorists, we will continue to monitor the Eastbound/Westbound directional percentage split.

*\*Due to the narrowness of many of the toll-supported bridges, some vehicles drive over the centerline when there is no oncoming traffic, causing directional misclassification.*

*\*With the upgrade of the traffic counting sensors in 2023, there have been some significant drops in traffic counts at some locations. Commission Staff has been in communication with the vendor, Signal Service, and is working to adjust and verify the new sensors are reporting as accurate as possible. In doing so, we have identified the previous counters may have been inaccurate at times at some of the locations. This could be caused by a number of factors including being out of calibration, double counting due to microwave reflections and/or driver behavior (i.e. straddling the lane line when no opposing traffic is coming) and also the geometry at those specific sites. Signal Service has been to the sites and verified counts and the newer sensors are within a margin of error of 5-7%. Sites where our counts are 10-15% lower than previous years are believed to be as a result of more accurate counts. Sites with counts greater than 15% differences from last year are being examined, will be visited and recalibrated, or counter hardware will be physically moved to see if we can achieve better results. Once Signal Service and the Commission Staff agree the counts are accurate, they will serve as a new baseline for our traffic counts. Going forward, Signal Service will perform routine recalibrations and documented verification counts quarterly at the sites to assure the Commission that the counters are recording traffic accurately.*



## Delaware River Joint Toll Bridge Commission Toll Bridge - Two Way Traffic Counts January 2025

Bridge	Total Volume (all classes)					
	January 2025	January 2024	% Change	YTD 2025	YTD 2024	% Change
Trenton-Morrisville <sup>1</sup>	1,459,276	1,414,948	3.1%	1,459,276	1,414,948	3.1%
Scudder Falls	1,281,289	1,224,685	4.6%	1,281,289	1,224,685	4.6%
New Hope-Lambertville <sup>2</sup>	388,170	287,365	35.1%	388,170	287,365	35.1%
Interstate 78 <sup>3</sup>	1,727,447	1,668,225	3.6%	1,727,447	1,668,225	3.6%
Easton - Phillipsburg	941,721	928,795	1.4%	941,721	928,795	1.4%
Portland-Columbia <sup>4</sup>	184,372	208,153	-11.4%	184,372	208,153	-11.4%
Delaware Water Gap <sup>4</sup>	1,407,845	1,398,840	0.6%	1,407,845	1,398,840	0.6%
Milford - Montague	169,916	169,673	0.1%	169,916	169,673	0.1%
<b>Total</b>	<b>7,560,036</b>	<b>7,300,684</b>	<b>3.6%</b>	<b>7,560,036</b>	<b>7,300,684</b>	<b>3.6%</b>

**NOTES:**

1. Construction for Contract T-746A Trenton-Morrisville TB Roadway Paving & Deck Sealing Improvements began on July 25, 2024, with daily lane closings between 7AM and 3PM. Substantial Completion was reached on October 31, 2024. Periodic lane closures continued into January 2025.

2. On January 30, 2024, eastbound traffic detour set in in place due to construction under Contract No. TS-694A NH-L TSB Rehabilitation. Full NH-L TSB closure from 12:00 AM, January 13, 2025 through 12:00PM January 23, 2025, as part of TS-694A NH-L TSB Rehabilitation. Detour expected to remain in place into 2025. Eastbound traffic from the TSB is detoured over the NH-L Toll Bridge, resulting in an increase of Eastbound traffic over the toll bridge.

3. Construction for Contract T-766A I-78 NJ Roadway Rehabilitation and Power & Communication Infrastructure Improvements began on April 15, 2024. Work continues into 2025 and includes daily lane closures.

4. On December 6, 2022, a portion of Route 611 North of Portland was closed indefinitely after a rockfall occurred in Delaware Water Gap Borough. On November 9, 2024, this portion of Route 611 was re-opened to traffic in a long-term temporary configuration of one lane, alternating via traffic signals. It will remain in this configuration until a permanent solution is decided on in the future.



**DELAWARE RIVER JOINT TOLL BRIDGE COMMISSION**

**Meeting of February 24<sup>th</sup>, 2025**

**STATISTICAL SUMMARY OF EXPENDITURES**

There follow reports entitled “**Budget vs Actual**” covering the month of January 2025 relative to Toll Bridges, Toll Supported Bridges and Administration Departments.

Total operating expenses plus encumbrance totaled \$6,685,274 for the month of January, which represents 64.10% of 2025 year-to-date operating budget. The positive variance is mainly due to a lack of encumbrances approved during the month of January. This variance will decrease as encumbrances are added for information technology, and operations maintenance related expenses.

There were no unusual expenses during the month.

**Delaware River Joint Toll Bridge Commission**  
**Budget vs Actual**  
**For the One Month Ending January 31, 2025**

**TOTAL COMMISSION**

	<b>Annual Budget 2025</b>	<b>YTD Budget 2025</b>	<b>Expended For The Month</b>	<b>Expended Year To Date</b>	<b>Encumbered</b>	<b>Remaining Annual Budget</b>
Regular Employee Salaries	\$27,451,626	2,182,845	\$2,104,980	\$2,104,980	\$0	\$25,346,646
Part-Time Employee Wages	579,342	139,948	56,675	56,675	0	522,667
Overtime Wages	2,906,037	242,189	21,971	21,971	0	2,884,066
Pension Contributions	10,156,666	781,251	659,359	659,359	0	9,497,306
FICA Contributions	2,450,831	188,518	176,231	176,231	0	2,274,600
Regular Employee Healthcare Benefits	14,780,447	1,230,453	707,522	707,522	0	14,072,925
Life Insurance Benefits	307,480	25,625	24,218	24,218	0	283,262
Unemployment Compensation Benefits	287,000	71,750	0	0	0	287,000
Utility Expense	1,146,624	149,621	50,488	50,488	0	1,096,136
Office Expense	386,001	32,169	4,197	4,197	18,465	363,339
Telecommunication Expense	1,700,709	184,164	93,688	93,688	0	1,607,021
Information Technology Expense	1,325,444	543,793	47,178	47,178	331,590	946,675
Professional Development/Meetings	785,244	65,442	1,249	1,249	0	783,995
Vehicle Maintenance Expense and Fuel	767,417	424,678	6,432	6,432	13,308	747,677
Operations Maintenance Expense	2,325,774	911,364	(20,584)	(20,584)	17,246	2,329,112
ESS Operating Maintenance Expense	1,500,000	125,010	44,385	44,385	0	1,455,615
Commission Expense	26,448	2,204	803	803	0	25,646
Toll Collection Expense	13,755	13,063	5,108	5,108	0	8,647
Uniform Expense	328,031	27,338	547	547	0	327,484
Business Insurance	6,390,459	513,829	491,782	491,782	0	5,898,677
Licenses & Inspections Expense	26,593	2,216	1,126	1,126	0	25,467
Advertising	66,458	3,872	631	631	0	65,827
Professional Services	4,212,012	407,601	46,901	46,901	10,000	4,155,111
State Police Bridge Security	8,058,398	671,587	615,900	615,900	0	7,442,498
ETC Equip/Traffic Counter Maint	1,500,000	123,882	101,836	101,836	10,008	1,388,156
General Contingency	500,000	41,680	0	0	0	500,000
ETC Operating Expense	15,879,666	1,323,411	1,042,034	1,042,034	0	14,837,632
<b>Total</b>	<b>\$105,858,461</b>	<b>\$10,429,506</b>	<b>\$6,284,657</b>	<b>\$6,284,657</b>	<b>\$400,617</b>	<b>\$99,173,187</b>

**Delaware River Joint Toll Bridge Commission**  
**Budget vs Actual**  
**For the One Month Ending January 31, 2025**

**ADMINISTRATION\***

	<b>Annual Budget 2025</b>	<b>YTD Budget 2025</b>	<b>Expended For The Month</b>	<b>Expended Year To Date</b>	<b>Encumbered</b>	<b>Remaining Annual Budget</b>
<b>OPERATING EXPENSE</b>						
Regular Employee Salaries	\$6,736,631	521,245	\$506,393	\$506,393	\$0	\$6,230,238
Part-Time Employee Wages	472,000	39,336	0	0	0	472,000
Overtime Wages	10,101	842	0	0	0	10,101
Pension Contributions	2,158,834	166,058	143,879	143,879	0	2,014,955
FICA Contributions	521,633	40,124	38,781	38,781	0	482,852
Regular Employee Healthcare Benefits	2,854,332	237,632	120,376	120,376	0	2,733,956
Life Insurance Benefits	72,521	6,044	5,370	5,370	0	67,151
Unemployment Compensation Benefits	287,000	71,750	0	0	0	287,000
Utility Expense	148,700	23,245	6,363	6,363	0	142,337
Office Expense	262,925	21,912	3,745	3,745	16,065	243,115
Telecommunication Expense	166,319	15,326	7,106	7,106	0	159,213
Information Technology Expense	1,306,000	542,172	47,178	47,178	331,590	927,231
Professional Development/Meetings	637,707	53,147	1,249	1,249	0	636,458
Vehicle Maintenance Expense and Fuel	52,334	42,157	749	749	0	51,586
Operations Maintenance Expense	206,750	28,145	1,365	1,365	1,273	204,112
Commission Expense	26,448	2,204	803	803	0	25,646
Uniform Expense	10,747	896	0	0	0	10,747
Business Insurance	519,404	24,536	24,749	24,749	0	494,655
Licenses & Inspections Expense	500	42	104	104	0	396
Advertising	66,458	3,872	631	631	0	65,827
Professional Services	1,527,012	183,833	31,491	31,491	10,000	1,485,521
General Contingency	500,000	41,680	0	0	0	500,000
<b>OPERATING EXPENSE SUBTOTAL</b>	<b>\$18,544,359</b>	<b>\$2,066,197</b>	<b>\$940,332</b>	<b>\$940,332</b>	<b>\$358,928</b>	<b>\$17,245,098</b>
<b>ADM OPS AIIOCATION</b>						
TES Allocation			(97,387)	(97,387)		
<b>ADM OPS AIIOCATION SUBTOTAL</b>			<b>(\$97,387)</b>	<b>(\$97,387)</b>		
			<b>\$0</b>	<b>\$0</b>		
<b>TOTAL EXPENSES</b>			<b>\$842,944</b>	<b>\$842,944</b>		

\* Includes Executive, Human Resources, Accounting, EZPass, Purchasing, Information Technology, Community Affairs, Contract/Compliance, and Training & Employee Safety.

**Delaware River Joint Toll Bridge Commission**  
**Budget vs Actual**  
**For the One Month Ending January 31, 2025**

**ADMINISTRATION - OPERATIONS\***

	<b>Annual Budget 2025</b>	<b>YTD Budget 2025</b>	<b>Expended For The Month</b>	<b>Expended Year To Date</b>	<b>Encumbered</b>	<b>Remaining Annual Budget</b>
<b>OPERATING EXPENSE</b>						
Regular Employee Salaries	\$4,340,041	335,307	\$315,161	\$315,161	\$0	\$4,024,880
Overtime Wages	348,552	29,048	5,246	5,246	0	343,306
Pension Contributions	1,971,067	151,614	149,577	149,577	0	1,821,491
FICA Contributions	473,427	36,416	34,283	34,283	0	439,145
Regular Employee Healthcare Benefits	2,334,846	194,370	117,433	117,433	0	2,217,413
Life Insurance Benefits	60,944	5,079	4,889	4,889	0	56,054
Utility Expense	118,800	15,386	(3,342)	(3,342)	0	122,142
Office Expense	52,924	4,411	346	346	2,400	50,178
Telecommunication Expense	174,703	24,989	3,812	3,812	0	170,891
Professional Development/Meetings	112,026	9,336	0	0	0	112,026
Vehicle Maintenance Expense and Fuel	125,000	65,417	1,657	1,657	0	123,343
Operations Maintenance Expense	463,395	352,492	1,282	1,282	1,273	460,840
ESS Operating Maintenance Expense	1,500,000	125,010	44,385	44,385	0	1,455,615
Uniform Expense	61,055	5,088	503	503	0	60,553
Business Insurance	343,071	28,592	27,413	27,413	0	315,658
Licenses & Inspections Expense	3,015	251	207	207	0	2,808
Professional Services	2,685,000	223,768	15,411	15,411	0	2,669,589
<b>OPERATING EXPENSE SUBTOTAL</b>	<b>\$15,167,867</b>	<b>\$1,606,574</b>	<b>\$718,262</b>	<b>\$718,262</b>	<b>\$3,673</b>	<b>\$14,445,932</b>
<b>ADM OPS AIIOCATION</b>						
TES Allocation			16,946	16,946		
Toll Operation Allocation			(73,445)	(73,445)		
Bridge Maint Allocation			(209,955)	(209,955)		
PSBS Allocation			(364,478)	(364,478)		
<b>ADM OPS AIIOCATION SUBTOTAL</b>			<b>(\$630,931)</b>	<b>(\$630,931)</b>		
<b>TOTAL EXPENSES</b>			<b>\$87,330</b>	<b>\$87,330</b>		

\* Includes Engineering, Maintenance/Toll Operation, Southern Region Maintenance Center, Public Safety and Bridge Security.

**Delaware River Joint Toll Bridge Commission**  
**Budget vs Actual**  
**For the One Month Ending January 31, 2025**

**SOUTHERN REGION TOLL BRIDGE**

	<b>Annual Budget 2025</b>	<b>YTD Budget 2025</b>	<b>Expended For The Month</b>	<b>Expended Year To Date</b>	<b>Encumbered</b>	<b>Remaining Annual Budget</b>
<b>OPERATING EXPENSE</b>						
Regular Employee Salaries	\$3,401,761	275,790	\$271,683	\$271,683	\$0	\$3,130,078
Part-Time Employee Wages	30,000	30,000	20,946	20,946	0	9,054
Overtime Wages	605,461	50,459	2,287	2,287	0	603,174
Pension Contributions	1,276,300	98,173	80,139	80,139	0	1,196,162
FICA Contributions	308,848	23,757	22,401	22,401	0	286,446
Regular Employee Healthcare Benefits	1,881,896	156,664	94,285	94,285	0	1,787,612
Life Insurance Benefits	37,136	3,095	2,919	2,919	0	34,218
Utility Expense	287,505	33,617	17,875	17,875	0	269,629
Office Expense	25,305	2,109	106	106	0	25,199
Telecommunication Expense	221,119	29,196	8,481	8,481	0	212,638
Information Technology Expense	8,679	723	0	0	0	8,679
Professional Development/Meetings	6,993	583	0	0	0	6,993
Vehicle Maintenance Expense and Fuel	242,458	125,408	2,622	2,622	932	238,904
Operations Maintenance Expense	453,511	122,291	3,431	3,431	6,663	443,417
Toll Collection Expense	4,279	4,115	1,532	1,532	0	2,747
Uniform Expense	82,555	6,880	0	0	0	82,555
Business Insurance	2,213,818	184,500	175,115	175,115	0	2,038,703
Licenses & Inspections Expense	5,015	418	230	230	0	4,785
State Police Bridge Security	2,485,813	207,168	190,005	190,005	0	2,295,808
ETC Equipment/Traffic Counter Maint	523,333	43,427	40,592	40,592	1,668	481,074
ETC Operating Expense	6,314,931	526,286	414,411	414,411	0	5,900,520
<b>OPERATING EXPENSE SUBTOTAL</b>	<b>\$20,416,716</b>	<b>\$1,924,657</b>	<b>\$1,349,059</b>	<b>\$1,349,059</b>	<b>\$9,263</b>	<b>\$19,058,394</b>
<b>ADM OPS AIIOCATION</b>						
TES Allocation			22,815	22,815		
Toll Operation Allocation			27,285	27,285		
Bridge Maint Allocation			108,065	108,065		
PSBS Allocation			105,999	105,999		
<b>ADM OPS AIIOCATION SUBTOTAL</b>			<b>\$264,163</b>	<b>\$264,163</b>		
<b>TOTAL EXPENSES</b>			<b>\$1,613,222</b>	<b>\$1,613,222</b>		

**Delaware River Joint Toll Bridge Commission**  
**Budget vs Actual**  
**For the One Month Ending January 31, 2025**

**CENTRAL REGION TOLL BRIDGE**

	<b>Annual Budget 2025</b>	<b>YTD Budget 2025</b>	<b>Expended For The Month</b>	<b>Expended Year To Date</b>	<b>Encumbered</b>	<b>Remaining Annual Budget</b>
<b>OPERATING EXPENSE</b>						
Regular Employee Salaries	\$3,348,733	277,298	\$268,226	\$268,226	\$0	\$3,080,507
Part-Time Employee Wages	30,000	30,000	20,553	20,553	0	9,447
Overtime Wages	329,512	27,462	3,181	3,181	0	326,331
Pension Contributions	1,171,521	90,113	82,450	82,450	0	1,089,071
FICA Contributions	283,681	21,821	22,211	22,211	0	261,469
Regular Employee Healthcare Benefits	1,821,254	151,617	90,562	90,562	0	1,730,691
Life Insurance Benefits	35,094	2,925	3,174	3,174	0	31,921
Utility Expense	315,531	44,609	10,645	10,645	0	304,886
Office Expense	11,393	949	0	0	0	11,393
Telecommunication Expense	478,370	48,502	29,312	29,312	0	449,058
Information Technology Expense	4,503	375	0	0	0	4,503
Professional Development/Meetings	14,498	1,208	0	0	0	14,498
Vehicle Maintenance Expense and Fuel	176,882	110,813	918	918	3,089	172,875
Operations Maintenance Expense	522,377	198,779	(28,144)	(28,144)	8,036	542,484
Toll Collection Expense	6,981	6,723	2,721	2,721	0	4,259
Uniform Expense	57,627	4,803	44	44	0	57,583
Business Insurance	1,254,985	104,590	100,385	100,385	0	1,154,600
Licenses & Inspections Expense	4,247	354	207	207	0	4,040
State Police Bridge Security	2,185,638	182,151	167,032	167,032	0	2,018,606
ETC Equipment/Traffic Counter Maint	442,222	36,729	35,500	35,500	1,112	405,610
ETC Operating Expense	5,322,980	443,617	350,225	350,225	0	4,972,755
<b>OPERATING EXPENSE SUBTOTAL</b>	<b>\$17,818,028</b>	<b>\$1,785,438</b>	<b>\$1,159,203</b>	<b>\$1,159,203</b>	<b>\$12,237</b>	<b>\$16,646,587</b>
<b>ADM OPS AIIOCATION</b>						
TES Allocation			19,922	19,922		
Toll Operation Allocation			23,825	23,825		
Bridge Maint Allocation			23,475	23,475		
PSBS Allocation			80,296	80,296		
<b>ADM OPS AIIOCATION SUBTOTAL</b>			<b>\$147,518</b>	<b>\$147,518</b>		
<b>TOTAL EXPENSES</b>			<b>\$1,306,722</b>	<b>\$1,306,722</b>		

**Delaware River Joint Toll Bridge Commission**  
**Budget vs Actual**  
**For the One Month Ending January 31, 2025**

**NORTHERN REGION TOLL BRIDGE**

	<b>Annual Budget 2025</b>	<b>YTD Budget 2025</b>	<b>Expended For The Month</b>	<b>Expended Year To Date</b>	<b>Encumbered</b>	<b>Remaining Annual Budget</b>
<b>OPERATING EXPENSE</b>						
Regular Employee Salaries	\$3,682,349	294,646	\$296,137	\$296,137	\$0	\$3,386,212
Part-Time Employee Wages	40,000	40,000	15,176	15,176	0	24,824
Overtime Wages	460,480	38,376	5,510	5,510	0	454,970
Pension Contributions	1,319,491	101,495	93,926	93,926	0	1,225,565
FICA Contributions	319,986	24,613	24,116	24,116	0	295,870
Regular Employee Healthcare Benefits	2,079,641	173,126	101,424	101,424	0	1,978,217
Life Insurance Benefits	39,040	3,254	3,153	3,153	0	35,887
Utility Expense	176,769	21,898	11,900	11,900	0	164,868
Office Expense	11,718	977	0	0	0	11,718
Telecommunication Expense	386,067	41,486	25,206	25,206	0	360,860
Information Technology Expense	6,262	522	0	0	0	6,262
Professional Development/Meetings	8,747	729	0	0	0	8,747
Vehicle Maintenance Expense and Fuel	155,167	78,000	486	486	9,287	145,394
Operations Maintenance Expense	528,954	182,920	1,217	1,217	0	527,737
Toll Collection Expense	2,495	2,225	855	855	0	1,640
Uniform Expense	66,069	5,506	0	0	0	66,069
Business Insurance	1,158,115	96,517	92,586	92,586	0	1,065,529
Licenses & Inspections Expense	4,420	368	274	274	0	4,146
State Police Bridge Security	1,497,868	124,832	114,496	114,496	0	1,383,373
ETC Equipment/Traffic Counter Maint	523,333	43,427	25,744	25,744	1,668	495,921
ETC Operating Expense	4,241,755	353,508	277,398	277,398	0	3,964,357
<b>OPERATING EXPENSE SUBTOTAL</b>	<b>\$16,708,727</b>	<b>\$1,628,425</b>	<b>\$1,089,604</b>	<b>\$1,089,604</b>	<b>\$10,955</b>	<b>\$15,608,168</b>
<b>ADM OPS AIIOCATION</b>						
TES Allocation			18,658	18,658		
Toll Operation Allocation			22,334	22,334		
Bridge Maint Allocation			22,061	22,061		
PSBS Allocation			75,296	75,296		
<b>ADM OPS AIIOCATION SUBTOTAL</b>			<b>\$138,349</b>	<b>\$138,349</b>		
<b>TOTAL EXPENSES</b>			<b>\$1,227,953</b>	<b>\$1,227,953</b>		

**Delaware River Joint Toll Bridge Commission**  
**Budget vs Actual**  
**For the One Month Ending January 31, 2025**

**SOUTHERN DIVISION TOLL SUPPORTED BRIDGES**

	<b>Annual Budget 2025</b>	<b>YTD Budget 2025</b>	<b>Expended For The Month</b>	<b>Expended Year To Date</b>	<b>Encumbered</b>	<b>Remaining Annual Budget</b>
<b>OPERATING EXPENSE</b>						
Regular Employee Salaries	\$2,765,453	222,691	\$209,285	\$209,285	\$0	\$2,556,168
Part-Time Employee Wages	3,671	306	0	0	0	3,671
Overtime Wages	552,172	46,018	4,347	4,347	0	547,825
Pension Contributions	1,056,664	81,279	47,594	47,594	0	1,009,070
FICA Contributions	254,079	19,544	16,235	16,235	0	237,844
Regular Employee Healthcare Benefits	1,875,532	156,133	90,874	90,874	0	1,784,658
Life Insurance Benefits	29,178	2,432	2,132	2,132	0	27,046
Utility Expense	56,857	6,287	4,217	4,217	0	52,641
Office Expense	11,500	958	0	0	0	11,500
Telecommunication Expense	72,349	6,030	5,153	5,153	0	67,196
Professional Development/Meetings	3,025	252	0	0	0	3,025
Vehicle Maintenance Expense and Fuel	8,384	2,283	0	0	0	8,384
Operations Maintenance Expense	88,298	11,124	265	265	0	88,033
Uniform Expense	25,072	2,090	0	0	0	25,072
Business Insurance	537,056	44,758	42,548	42,548	0	494,508
Licenses & Inspections Expense	5,370	448	104	104	0	5,266
State Police Bridge Security	1,149,840	95,828	87,827	87,827	0	1,062,012
ETC Equipment/Traffic Counter Maint	5,556	150	0	0	2,780	2,776
<b>OPERATING EXPENSE SUBTOTAL</b>	<b>\$8,500,056</b>	<b>\$698,609</b>	<b>\$510,581</b>	<b>\$510,581</b>	<b>\$2,780</b>	<b>\$7,986,695</b>
<b>ADM OPS AIIOCATION</b>						
TES Allocation			9,494	9,494		
Bridge Maint Allocation			45,020	45,020		
PSBS Allocation			51,137	51,137		
<b>ADM OPS AIIOCATION SUBTOTAL</b>			<b>\$105,651</b>	<b>\$105,651</b>		
<b>TOTAL EXPENSES</b>			<b>\$616,232</b>	<b>\$616,232</b>		



**Delaware River Joint Toll Bridge Commission**  
**Budget vs Actual**  
**For the One Month Ending January 31, 2025**

**NORTHERN DIVISION TOLL SUPPORTED BRIDGES**

	<b>Annual Budget 2025</b>	<b>YTD Budget 2025</b>	<b>Expended For The Month</b>	<b>Expended Year To Date</b>	<b>Encumbered</b>	<b>Remaining Annual Budget</b>
<b>OPERATING EXPENSE</b>						
Regular Employee Salaries	\$3,117,257	251,299	\$238,095	\$238,095	\$0	\$2,879,162
Part-Time Employee Wages	3,671	306	0	0	0	3,671
Overtime Wages	599,758	49,984	1,401	1,401	0	598,357
Pension Contributions	1,183,869	91,063	61,796	61,796	0	1,122,074
FICA Contributions	284,633	21,894	18,203	18,203	0	266,429
Regular Employee Healthcare Benefits	1,913,808	159,320	92,568	92,568	0	1,821,240
Life Insurance Benefits	32,949	2,746	2,581	2,581	0	30,368
Utility Expense	42,463	4,581	2,830	2,830	0	39,633
Office Expense	10,235	853	0	0	0	10,235
Telecommunication Expense	201,782	18,636	14,618	14,618	0	187,165
Professional Development/Meetings	2,247	187	0	0	0	2,247
Vehicle Maintenance Expense and Fuel	7,191	599	0	0	0	7,191
Operations Maintenance Expense	62,489	15,613	0	0	0	62,489
Uniform Expense	24,906	2,076	0	0	0	24,906
Business Insurance	364,010	30,337	28,985	28,985	0	335,025
Licenses & Inspections Expense	4,025	335	0	0	0	4,025
State Police Bridge Security	739,239	61,608	56,540	56,540	0	682,699
ETC Equipment/Traffic Counter Maint	5,556	150	0	0	2,780	2,776
<b>OPERATING EXPENSE SUBTOTAL</b>	<b>\$8,600,088</b>	<b>\$711,587</b>	<b>\$517,616</b>	<b>\$517,616</b>	<b>\$2,780</b>	<b>\$8,079,692</b>
<b>ADM OPS AIIOCATION</b>						
TES Allocation			9,553	9,553		
Bridge Maint Allocation			11,334	11,334		
PSBS Allocation			51,750	51,750		
<b>ADM OPS AIIOCATION SUBTOTAL</b>			<b>\$72,638</b>	<b>\$72,638</b>		
<b>TOTAL EXPENSES</b>			<b>\$590,254</b>	<b>\$590,254</b>		

**DELAWARE RIVER JOINT TOLL BRIDGE COMMISSION SYSTEM**  
**STATEMENT OF REVENUE AND EXPENSES FOR THE ONE MONTH ENDED JANUARY 31, 2025**

	Southern Toll Bridges	Central Toll Bridges	Northern Toll Bridges	Toll Bridges Subtotal	Southern Region TSB	Northern Region TSB	TSB Subtotal	Administration Operation	Administration Administrative	ADM Subtotal	TOTAL 2025	TOTAL 2024
<b>TOLL REVENUE</b>												
Net Toll Revenue	3,748,731	7,373,181	4,006,989	15,128,901	-	-	-	-	-	-	15,128,901	15,163,054
EZPass Fee	70,656	151,669	80,792	303,116	-	-	-	-	-	-	303,116	294,965
Net Violation Fee Income	134,659	3,912	140,121	278,693	-	-	-	-	-	-	278,693	1,260,802
<b>REVENUE FROM TOLL</b>	<b>\$ 3,954,046</b>	<b>\$ 7,528,762</b>	<b>\$ 4,227,902</b>	<b>\$ 15,710,709</b>	<b>\$ -</b>	<b>\$ -</b>	<b>\$ -</b>	<b>\$ -</b>	<b>\$ -</b>	<b>\$ -</b>	<b>\$ 15,710,709</b>	<b>\$ 16,718,821</b>
<b>OPERATING EXPENSE</b>												
Regular Employee Salaries	271,683	268,226	296,137	836,046	209,285	238,095	447,380	315,161	506,393	821,554	2,104,980	2,091,910
Part-Time Employee Wages	20,946	20,553	15,176	56,675	-	-	-	-	-	-	56,675	84,801
Summer Employee Wages	-	-	-	-	-	-	-	-	-	-	-	-
Overtime Wages	2,287	3,181	5,510	10,977	4,347	1,401	5,748	5,246	-	5,246	21,971	9,718
Pension Contributions	80,139	82,450	93,926	256,514	47,594	61,796	109,390	149,577	143,879	293,456	659,359	687,025
FICA Contributions	22,401	22,211	24,116	68,729	16,235	18,203	34,438	34,283	38,781	73,064	176,231	175,738
Regular Employee Healthcare Benefits	94,285	90,562	101,424	286,270	90,874	92,568	183,443	117,433	120,376	238,028	707,522	958,120
Life Insurance Benefits	2,919	3,174	3,153	9,245	2,132	2,581	4,713	4,889	5,370	10,260	24,218	23,823
Unemployment Compensation Benefits	-	-	-	-	-	-	-	-	-	-	-	-
Utility Expense	17,875	10,645	11,900	40,420	4,217	2,830	7,046	(3,342)	6,363	3,021	50,488	27,640
Office Expense	106	-	-	106	-	-	-	346	3,745	4,091	4,197	10,320
Telecommunication Expense	8,481	29,312	25,206	62,999	5,153	14,618	19,771	3,812	7,106	10,918	93,688	103,697
Information Technology Expense	-	-	-	-	-	-	-	-	-	47,178	47,178	50,453
Professional Development/Meetings	-	-	-	-	-	-	-	-	-	1,249	1,249	61,480
Vehicle Maintenance Expense and Fuel	2,622	918	486	4,026	-	-	-	1,657	749	2,406	6,432	21,199
Operations Maintenance Expense	3,431	(28,144)	1,217	(23,496)	265	-	265	1,282	1,365	2,647	(20,584)	2,315
ESS Operating Maintenance Expense	-	-	-	-	-	-	-	44,385	-	44,385	44,385	63,724
Commission Expense	-	-	-	-	-	-	-	-	803	803	803	669
Toll Collection Expense	1,532	2,721	855	5,108	-	-	-	-	-	-	5,108	5,914
Uniform Expense	-	44	-	44	-	-	-	503	-	503	547	6,618
Business Insurance	175,115	100,385	92,586	368,087	42,548	28,985	71,533	27,413	24,749	52,162	491,782	424,401
Licenses & Inspections Expense	230	207	274	711	104	-	104	207	104	311	1,126	794
Advertising	-	-	-	-	-	-	-	-	631	631	631	765
Professional Services	-	-	-	-	-	-	-	15,411	31,491	46,901	46,901	55,531
State Police Bridge Security	190,005	167,032	114,496	471,533	87,827	56,540	144,367	-	-	-	615,900	581,785
ETC Equip/Traffic Counter Maint	40,592	35,500	25,744	101,836	-	-	-	-	-	-	101,836	100,331
General Contingency	-	-	-	-	-	-	-	-	-	-	-	-
ETC Operating Expense	414,411	350,225	277,398	1,042,034	-	-	-	-	-	-	1,042,034	812,472
<b>TOTAL OP., MAINT., &amp; ADM</b>	<b>\$ 1,349,059</b>	<b>\$ 1,159,203</b>	<b>\$ 1,089,604</b>	<b>\$ 3,597,866</b>	<b>\$ 510,581</b>	<b>\$ 517,616</b>	<b>\$ 1,028,197</b>	<b>\$ 718,262</b>	<b>\$ 940,332</b>	<b>\$ 1,658,813</b>	<b>\$ 6,284,657</b>	<b>\$ 6,361,243</b>
<b>ADM OPS ALLOCATION</b>												
TES Allocation	22,815	19,922	18,658	61,394	9,494	9,553	19,048	16,946	(97,387)	(80,442)	-	-
Toll Ops Allocation	27,285	23,825	22,334	73,445	-	-	-	(73,445)	-	(73,445)	-	-
Bridge Maint Allocation	108,065	23,475	22,061	153,601	45,020	11,334	56,354	(209,955)	-	(209,955)	-	-
Maint/Toll Allocation	-	-	-	-	-	-	-	-	-	-	-	-
PSBS Allocation	105,999	80,296	75,296	261,591	51,137	51,750	102,887	(364,478)	-	(364,478)	-	-
<b>TOTAL ADM OPS ALLOCATION</b>	<b>\$ 264,163</b>	<b>\$ 147,518</b>	<b>\$ 138,349</b>	<b>\$ 550,030</b>	<b>\$ 105,651</b>	<b>\$ 72,638</b>	<b>\$ 178,289</b>	<b>\$(630,931)</b>	<b>\$(97,387)</b>	<b>\$(728,319)</b>	<b>\$ -</b>	<b>\$ -</b>
<b>OTHER OPERATING INC/EXP</b>												
Other Operating Income	-	1,726	-	1,726	-	-	-	-	264,532	264,532	266,258	207,090
<b>TOTAL OTHER OP INC</b>	<b>\$ -</b>	<b>\$ 1,726</b>	<b>\$ -</b>	<b>\$ 1,726</b>	<b>\$ -</b>	<b>\$ -</b>	<b>\$ -</b>	<b>\$ -</b>	<b>\$ 264,532</b>	<b>\$ 264,532</b>	<b>\$ 266,258</b>	<b>\$ 207,090</b>
<b>NET OPERATING INC</b>	<b>\$ 2,340,824</b>	<b>\$ 6,223,766</b>	<b>\$ 2,999,949</b>	<b>\$ 11,564,539</b>	<b>\$(616,232)</b>	<b>\$(590,254)</b>	<b>\$(1,206,485)</b>	<b>\$(87,330)</b>	<b>\$(578,412)</b>	<b>\$(665,962)</b>	<b>\$ 9,692,311</b>	<b>\$ 10,564,668</b>
<b>NON-OPERATING REV/EXP</b>												
Interest Revenue & Unrealized Gain/Loss	-	-	-	-	-	-	-	-	-	-	1,287,322	1,442,447
Other Non-Operating Revenue	-	-	-	-	-	-	-	-	-	-	-	-
Interest Expense	-	-	-	-	-	-	-	-	-	-	(2,130,286)	(2,173,002)
Depreciation Expense	-	-	-	-	-	-	-	-	-	-	(1,088)	-
<b>TOTAL NON-OPS REV/EXP</b>	<b>\$ -</b>	<b>\$ -</b>	<b>\$ -</b>	<b>\$ -</b>	<b>\$ -</b>	<b>\$ -</b>	<b>\$ -</b>	<b>\$ -</b>	<b>\$ -</b>	<b>\$ -</b>	<b>\$(844,051)</b>	<b>\$(730,555)</b>
<b>CHANGE IN NET ASSETS</b>	<b>\$ -</b>	<b>\$ -</b>	<b>\$ -</b>	<b>\$ -</b>	<b>\$ -</b>	<b>\$ -</b>	<b>\$ -</b>	<b>\$ -</b>	<b>\$ -</b>	<b>\$ -</b>	<b>\$ 8,848,260</b>	<b>\$ 9,834,113</b>

33

# **DELAWARE RIVER JOINT TOLL BRIDGE COMMISSION**

**Meeting of February 24, 2025**

## **ADMINISTRATION**

The following Pages reflect the reports on those items assigned to the Administration Department. Each item is reported separately and page numbered accordingly.

**DELAWARE RIVER JOINT TOLL BRIDGE COMMISSION**

**Meeting of February 24, 2025**

**PURCHASING REPORT INDEX**

**MONTH OF JANUARY 2025**

SUBJECT	DESCRIPTION	PAGE NUMBER
Purchasing	Monthly Purchasing Report covering the month of January 2025	1-3

# **DELAWARE RIVER JOINT TOLL BRIDGE COMMISSION**

**Meeting of February 24, 2025**

## **MONTHLY PURCHASING REPORT**

**Month of January 2025**

This report itemizes all orders for purchases made for the month of January 2025, showing the divisions chargeable for the expense and the source of authority for issuance of the Purchase Order. This authority is broken into three categories:

- (1) By authority of the Commission
- (2) By authority of the Executive Director or his designate
- (3) By authority of the Director

The purchasing activities for the month of January 2025, culminated in the preparation and placement of 28 purchase orders in the total amount of \$443,163.88. There were no quotes sent out for the month of January.

Significant procurements are shown below:

- One (1) Purchase Order was issued, in the total amount of \$156,000.00 for the ADP Workforce and eTime Software;
- One (1) Purchase Order was issued, in the total amount of \$120,282.26 for the Maximo Asset Management Software;
- One (1) Purchase Order was issued, in the total amount of \$29,883.00 for the semi-annual telephone maintenance renewal;
- One (1) Purchase Order was issued, in the total amount of \$27,936.00 for the VMware Software renewal;
- One (1) Purchase Order was issued, in the total amount of \$20,500.00 for network monitoring management services.

In addition to the practices employed incidental to purchase of materials, etc., from vendors on a direct basis, the Commission also purchases via direct utilization of the purchasing processes of the State of New Jersey, the Commonwealth of Pennsylvania and other joint purchasing arrangements.

**DELAWARE RIVER JOINT TOLL BRIDGE COMMISSION  
REPORT OF PURCHASING ACTIVITIES**

**January 2025**

PO Number	Vendor Name	General Description	Req Dept	Contract/Resolution/ Comment	** BY AUTHORITY OF **		
					Commission	Director of Purchasing	Director
20250001	AQUITAS SOLUTIONS, INC	MAXIMO ASSET MGMNT SFTWR RNWL	IT	GSA GS35F0448V		120,282.26	
20250002	SIGNAL SERVICE INC	2025 TRAFFIC COUNTER MAINT. SERVICES	ENG	COSTARS 040-044		10,008.00	
20250003	ASSOCIATED IMAGING SOLUTIONS	COPY CHARGES - 2025	PUR	COSTARS 1		15,465.00	
20250004	CDW-G	VMWARE SOFTWARE ANNL RENEW	IT	KPN-A-202112-04 (022-G)		27,936.00	
20250005	GRAINGER	ROAD FLARES	NHL	NJ M-0002		1,722.20	
20250006	GROFF TRACTOR & EQUIPMENT	EP- JD LOADER DOOR GLAS REPAIR- PARTS INVOICE	EP			2,226.82	
20250007	EASYVISTA INC	REMOTE MANAGEMENT SOFTWARE	IT			10,336.00	
20250008	TRIUUS INC	DWG- TRIUS- PLOW PARTS INVOICE	DWG			6,365.00	
20250009	ASSOCIATED IMAGING SOLUTIONS	SERVICE FOR LANIER/MPC2201 (ENGINEERING)	PUR	COSTARS 1		600.00	
20250010	IPFONE	TELEPHONE SERVICE CONTRACT (1H 2025)	IT			29,883.00	
20250011	ADP, LLC	ADP HR SOFTWARE AS A SVC RENEW	IT	NIPA R141901		15,200.00	
20250012	ADP, LLC	ADP WORKFORCE & ETIME SFTWRE	IT	NIPA R141901		156,000.00	
20250013	CDW-G	NETWORK MONITORING/MGT.	IT	NJ M0003		20,500.00	
20250014	SANDATA TECHNOLOGIES	ADP ETIME PHONE SOTWRE RENEWAL	IT			4,000.00	
20250015	PETROCHOICE	LUBRICANTS, OIL & GREASE	I78	PA-4400024060		490.00	
20250016	PETROCHOICE	LUBRICANTS, OIL & GREASE	EP	PA-4400024060		372.14	
20250017	EASTERN TIME, INC.	EMERGENCY FIE ALARM REPAIR	I78			425.00	
20250018	GRAINGER	VACUUMS-I-78	I78	NJ M-0002		967.16	
20250019	GRAINGER	I-78 JANITORIAL SUPPLIES	I78	NJ M-0002		421.14	
20250020	GRAINGER	GRAINGER-SNOW BLOWER	AB SF	NJ M-0002		1,273.09	
20250021	GRAINGER	GRAINGER-SNOW BLOWERS	MULTI	NJ M-0002		2,516.18	

**DELAWARE RIVER JOINT TOLL BRIDGE COMMISSION  
REPORT OF PURCHASING ACTIVITIES**

**January 2025**

PO Number	Vendor Name	General Description	Req Dept	Contract/Resolution/ Comment	<b>** BY AUTHORITY OF **</b>			
					Commission	Director of Purchasing	Director	
20250022	FROMM ELECTRIC SUPPLY CORP.	LIGHTPOLE & ELECTRICAL SUPPLIES FOR INCIDENT 51972	I78	COSTARS 8		5,180.50		
20250023	JTECHUSA	SF- TRAFCON BOARD REPAIR- OUTSIDE REPAIR	SFT			931.86		
20250024	SIGNAL SERVICE INC	SIGNAL SERVICE-SF BRIDGE LIGHTING MAINTENANCE.	SFT			3,698.00		
20250025	Y-PERS	WIPING RAGS	EP			1,042.50		
20250026	TRIOUS INC	DWG- TRIUS QUOTE- OIL FLOAT REPAIR	DWG			550.00		
20250027	TRANSEdge TRUCK CENTERS - STROUDSBURG (MACK)	DWG- MACK-STROUDSBURG-QUOTE- CHECK ENGINE LIGHT	DWG			2,372.03		
20250028	VITAL RECORDS HOLDING, LLC	OFF-SITE RECORD SVCS-2025	ENG			2,400.00		
<b>Purchase Order Count: 28</b>					<b>AUTHORITY TOTALS:</b>	<u>\$0.00</u>	<u>\$443,163.88</u>	<u>\$0.00</u>
					<b>GRAND TOTAL:</b>	<u>\$443,163.88</u>		

Delaware River Joint Toll Bridge Commission  
Meeting of February 24, 2025

**E-ZPASS/CUSTOMER SERVICE REPORT  
JANUARY 2025**

<b>SUBJECT</b>	<b>DESCRIPTION</b>	<b>PAGE NUMBER</b>
<b>E-ZPass/Customer Service Operations Report</b>	<b>E-ZPass/Customer Service January</b>	<b>1-3</b>



Delaware River Joint Toll Bridge Commission  
Meeting of February 24, 2025

**E-ZPASS/CUSTOMER SERVICE REPORT  
JANUARY 2025**

E-ZPass Account and Transponder Information as reported by Conduent State and Local Solutions, Inc. (CSC/VPC Provider)

Total Number of Migrated DRJTBC and NJ CSC E-ZPass Accounts

Migrated Business Accounts	Migrated Private Accounts	Total Number of Migrated Accounts	Total Number of NJ CSC Active Accounts
1,654	77,339	78,993	4,052,349

Total Number of Migrated DRJTBC (029) Transponders and NJ CSC E-ZPass Transponders

Migrated Business Account Transponders	Migrated Private Account Transponders	Total Number of Migrated Transponders	Total Number of NJ CSC Active Transponders
9,228	131,323	140,551	6,490,180

**E-ZPASS/CUSTOMER SERVICE REPORT  
JANUARY 2025**

**Customer Service Report (I78 and DWG went live 1/23):**

<b>Location</b>	<b>Calls</b>
Scudder Falls	328
I-78	96
Delaware Water Gap	55
	<b>479</b>

<b>Web Inquiries</b>	54
<b>Service Requests</b>	108

A new computer-based phone system has been implemented at all locations for a quicker more efficient customer service process

**Toll Monitoring:**

- CSR's have been monitoring around 7,000 transactions per day
- 35,000 transactions per week
- All bridges and lanes are monitored daily
- All discrepancies are reported to Toll Auditing for further review

**E-ZPASS/CUSTOMER SERVICE REPORT  
JANUARY 2025**

**Other current E-ZPass duties include:**

- Assisting law enforcement
- Notifying Toll Audit and In-lane when any issues we see arise
- Monitoring Superload crossings
- Daily calls with other Agencies in the NJ Consortium

**CSC/VPC Post-Migration Collection Update:**

As a result of post-migration collection efforts from May 2014 – January 2025, New Jersey E-ZPass reports \$24,632,705.20 collected in tolls and \$63,140,293.38 collected in fees,

**DELAWARE RIVER JOINT TOLL BRIDGE COMMISSION**  
**Meeting of February 24, 2025**

**ELECTRONIC TOLL COLLECTION PROGRAM**  
**MONTH OF JANUARY 2024**

<b>SUBJECT</b>	<b>DESCRIPTION</b>	<b>PAGE NUMBER</b>
ETC PROGRAM	Electronic Toll Collection Program Report	1-4

**DELAWARE RIVER JOINT TOLL BRIDGE COMMISSION**  
**Meeting of February 24, 2025**

**ELECTRONIC TOLL COLLECTION PROGRAM**  
**MONTH OF DECEMBER 2024**

The following items were recently initiated, accomplished or performed during the above noted month:

Activities for the In-Lane Toll System

1. TransCore completed the preparation of the remaining seven (7) toll plazas for the installation of the Encompass E6 multiprotocol reader. This included installing the cabling from the proposed reader location to each antenna. TransCore installed the E6 multiprotocol reader at the New Hope – Lambertville, Milford – Montague, Portland – Columbia and Easton – Phillipsburg Toll Bridges.
2. Commission Staff are working with TransCore and the NJ E-ZPass CSC provider, Conduent, to implement IAG Interface Control Document (ICD) version 1.60. This will allow CSCs to receive data and process transactions from other transponder protocols such as SeGo and 6C, in addition to the current TDM protocol, as well as other functionalities. After testing is completed with the Inter Agency Group Hub, go-live will be scheduled.
3. Commission Staff and TransCore meet monthly to review and discuss system operational and maintenance items. A weekly call also takes place to briefly review system maintenance items for the week.

Activities for the E-ZPass Customer Service Center/Violation Processing Center

1. Commission Staff are working with the New Jersey E-ZPass Customer Service Center (NJ E-ZPass CSC) provider, Conduent, to implement IAG Interface Control Document (ICD) version 1.60. This will allow CSCs to receive data and process transactions from other transponder protocols such as SeGo and 6C, in addition to the current TDM protocol, as well as other functionalities. After testing is completed with the NJ E-ZPass CSC and the Inter Agency Group Hub, go-live will be scheduled.
2. Conduent continues to develop the real time digital payment function at the NJ E-ZPass CSC for toll by plate customers. Conduent revised the terms and conditions that will be displayed on the NJ E-ZPass website, and they are being reviewed by the NJTA. Conduent has released this functionality into the NJ CSC software, and they are proceeding with testing it through a small group of individuals.
3. For the NJ E-ZPass CSC Services re-procurement, the New Jersey Turnpike Authority (NJTA) awarded the agreements at their Board Meeting. The NJTA is addressing a procurement challenge.

**DELAWARE RIVER JOINT TOLL BRIDGE COMMISSION**  
**Meeting of February 24, 2025**

4. The NJTA, as the lead agency, is facilitating all meetings with the other agencies and Conduent to manage the implementation of outstanding system elements for the New Jersey E-ZPass Customer Service Center.

AET Program

1. Job Order Contract agreements to support All Electronic Tolling (AET) in Place at the Trenton – Morrisville, I-78, Easton – Phillipsburg, and Delaware Water Gap Toll Bridges were executed with Mount Construction. Mount Construction was provided with the Contract’s Notice to Proceed effective December 10, 2024. Mount Construction submitted the toll sign replacement shop drawings, which were subsequently approved as noted and the signs were procured for installation in early January 2025.
2. Job Order Contract agreements to support All Electronic Tolling (AET) in Place at the Trenton – Morrisville, I-78, Easton – Phillipsburg, and Delaware Water Gap Toll Bridges were executed with Mount Construction. Mount Construction was provided with the Contract’s Notice to Proceed effective December 10, 2024. Rummel, Klepper & Kahl, LLP (RK&K) participated on bi-weekly project status meetings with the Job Order Contract team. Mount Construction installed the toll plaza signs, post mounted signs and sign overlays prior to the January 12, 2025, conversion to cashless tolling. Upon delivery of the large overhead roadway signs for the Trenton – Morrisville, Easton – Phillipsburg and Delaware Water Gap Toll Bridges, they will be installed.
3. RK&K submitted the pre-final plans, specifications and estimate for the New Hope – Lambertville Toll Bridge AET Conversion. Commission and CPMC Staff reviewed the pre-final submission and comments were provided to RK&K. The Commission, CPMC and RK&K met to discuss the review comments and provide clarification as needed.
4. RK&K is addressing review comments from submission of the New Hope – Lambertville Toll Bridge AET Conversion pre-final plans, specifications and estimate. Commission Staff, RK&K and TPD met to coordinate the inclusion of the Pennsylvania abutment backwall replacement. The design team is revising the traffic control plans to incorporate this work. RK&K is working with a sub-consultant to prepare plans for a fire suppression system that is needed for the IT room that will be converted from the existing tunnel stairway area.

**DELAWARE RIVER JOINT TOLL BRIDGE COMMISSION**  
**Meeting of February 24, 2025**

General Electronic Toll Collection Program Activities

1. Mr. Stracciolini participated in the IAG E-ZPass Executive Management Committee meeting and Policy Committee meetings. At the August 2023 IAG EMC Meeting, Mr. Stracciolini was re-elected by the members to serve as Vice Chair to the EMC.
2. At the December 12, 2024 IAG Service Corp. Board of Directors Meeting, a resolution was approved electing and appointing Mr. Stracciolini as the Chair of the IAG Service Corporation, effective December 12, 2024.
3. Mr. Stracciolini is participating in the Non-toll Business Opportunity Task Force.
4. Mr. Stracciolini is serving on the International Bridge, Tunnel & Turnpike Association's (IBTTA) 2025 Engineering and Construction Task Force and the Toll Revenue Assurance Committee.

**Delaware River Joint Toll Bridge Commission  
Meeting of February 24, 2025**

**CONTRACT COMPLIANCE REPORT INDEX  
Month of January 2025**

<b>SUBJECT</b>	<b>DESCRIPTION</b>	<b>PAGE NUMBER</b>
<b>Contract Compliance Program Operations Report</b>	<b>Operations Report January 2025</b>	<b>1-20</b>



**Delaware River Joint Toll Bridge Commission  
Meeting of February 24, 2025**

**Delaware River Joint Toll Bridge Commission  
Month of January 2025**

**TABLE OF CONTENTS**

**IBE PROGRAM**

	<b>PAGES</b>
• IBE Program Overview	3
• Compliance IBE Scores Overview	4
• IBE Summary Reports	5
• Active Construction Projects Payments, Workforce & Ethnicity Utilization Scores	6-8
• Active Professional Projects Payments Detail and Scores	9-10
• Completed Construction Projects Payments, Workforce & Ethnicity Utilization Scores	11-15
• Completed Professional Projects Payments Detail and Scores	16-17

**MWSBE Program**

• MWSBE Minority (7%), Women (3%), and Small Business (25%) Enterprise Program Overview	18
• MWSBE Program Commitments for Professional and Construction (Active & Completed Pie Charts)	19
• MWSBE Professional & Construction Projects Final Commitment	20

**Delaware River Joint Toll Bridge Commission  
Meeting of February 24, 2025**

**IBE PROGRAM OVERVIEW**

The Delaware River Joint Toll Bridge Commission (Commission) established an IBE Program (MBE/WBE/SBE/DBE/DsBE/VBE) with a target of 25% for all Professional Services and Construction Contracts awarded by the Commission effective July 1, 2014. To date, the Commission has awarded **(102)** contracts with the IBE Program requirements. Currently, there are **(47) active** projects and **(55) completed** projects.

**IBE Program Requirements**

The Commission began using Elation Systems effective January 2017, as the online system for Payment Verification and Certified Payroll Reporting (CPR). All contracts awarded by the Commission to a Prime Consultant/Prime Contractor and their Subconsultants and Subcontractors use this service free of charge. Online training is available to vendors on how to use Elation Systems. The Contract Compliance Department and Elation Support Staff are available to assist all users.

The Contract Compliance Department (CCD) monitors, posts and reports data in regard to all payments. The CCD also reviews all Certified Payrolls submitted into Elation Systems.

*The following are all mandatory requirements:*

**Company On-Line Registration:**

- i.* All Primes must register their company and activate an account in Elation Systems; *and*
- ii.* All Primes must also ensure that all Subconsultants and Subcontractors register their company and activate an account in Elation Systems.

**Payment Verification:**

- i.* Prime Contractors must post all payments to their Subconsultants and/or Subcontractors in Elation Systems; *and*
- ii.* Prime Contractors and their Subconsultants and/or Subcontractors must confirm all payments received in Elation Systems.

**Certified Payroll Reporting:**

- i.* All Prime Contractors are responsible for assigning someone from their staff with the responsibility to review, approve, and upload their CPR(s) on a weekly basis into Elation Systems; *and*
- ii.* All Prime Contractors must also ensure that their Subcontractors upload their CPR(s) on a weekly basis into Elation Systems.

Prime Consultants / Contractors IBE Target performance will be displayed / available on the Commission's public website.

**Delaware River Joint Toll Bridge Commission  
Meeting of February 24, 2025**

**Contract Compliance Department  
Compliance IBE Scores Overview**

The Commission through its Contract Compliance Department has instituted a Compliance Score Ranking that will be included in the Monthly Contract Compliance Report for all Professional Services and Construction Projects.

The Compliance Score Ranking is an ongoing summary of data presented on Active and Completed contracts, which includes the tracking of payments from Prime Consultants and Contractors to IBE Subconsultants and Subcontractors, and the Prime Contractors Workforce Utilization. The Scores will illustrate the progress and participation to meet the Targets by Prime Consultants and Contractors as part of the IBE program.

The complete and timely reporting of payments and certified payrolls to the Elation Systems by the Prime Consultants and Prime Contractors, and their Subconsultants and Subcontractors, will assist the Prime Consultant and Prime Contractor in tracking the data to meet their targets.

Accordingly, each Prime will also be given a final grade at the completion of each project. Additionally, the data will be uploaded onto the Commission’s public website monthly.

*The Score(s) are factored using the following criteria:*

**IBE PAYMENTS**

The payments by the Prime Consultant / Contractor to each of their IBE Subconsultants / Subcontractors will be calculated based on the criteria set by the Commission’s 25% IBE Target.

**WORKFORCE UTILIZATION**

Workforce utilization contains 2 levels of scoring and documents the hourly employee utilization by workforce type, ethnicity and gender.

<b>IBE Payments Legend</b>	
<b>Score Rankings</b>	<b>IBE Commitment Participation</b>
A+	45% & above
A	35% to 44.9%
B+	30% to 34.9%
B	25% to 29.9%
C+	20% to 24.9%
C	15% to 19.9%
D+	10% to 14.9%
D	5% to 9.9%
F	4.9% & below

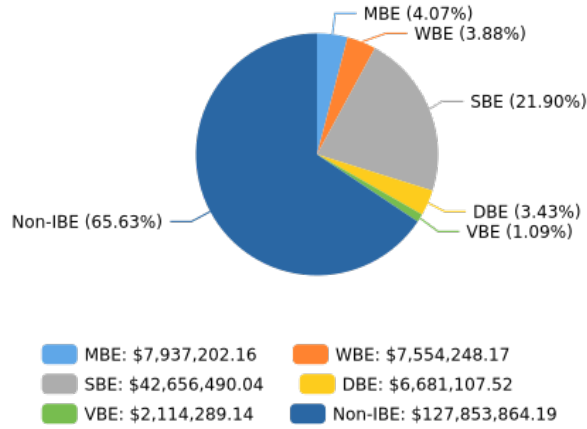
<b>Workforce Utilization Legend</b>		
<b>Score Rankings</b>	<b>Workforce Commitment Participation</b>	<b>Ethnicity &amp; Gender Participation</b>
A+	30% & above	25% & a above
A	25% to 29.9%	15% to 24.9%
B+	20% to 24.9%	over 15%
B	15% to 19.9%	10% to 14.9%
C+	10% to 14.9%	over 10%
C	10% to 14.9%	7.5% to 9.9%
D+	5% to 9.9%	over 7.5%
D	5% to 9.9%	5% to 7.4%
F	4.9% & below	4.9% & below

**Delaware River Joint Toll Bridge Commission**  
**Meeting of February 24, 2025**

Summary - Professional Services and Construction Contractors 25% IBE Target Status

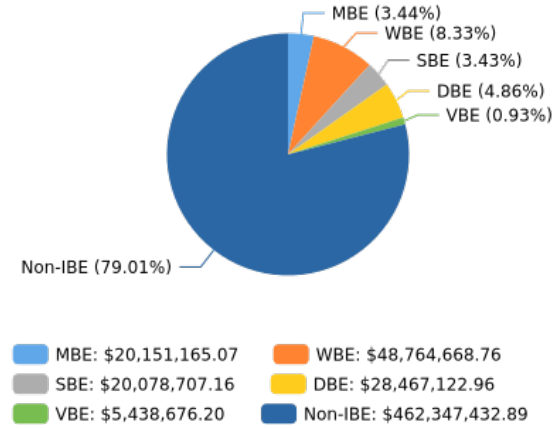
**ACTIVE PROJECTS**

**Current IBE Status: 34.37%**  
**Total Payments to Prime: \$194,797,201.22**  
**Total Payments to IBEs: \$66,943,337.03**



**COMPLETED PROJECTS**

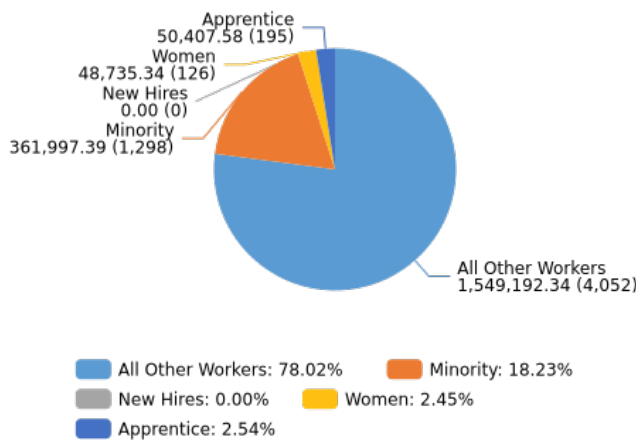
**Final IBE Status: 20.99%**  
**Total Prime Awarded Contract Values: \$608,812,350.17**  
**Total Payments to Prime: \$585,201,577.40**  
**Total Payments to IBEs: \$122,854,144.51**



Summary - Prime Contractor(s) & Subcontractor(s) Workforce Utilization Categories By Hours, Workers & Ethnicity

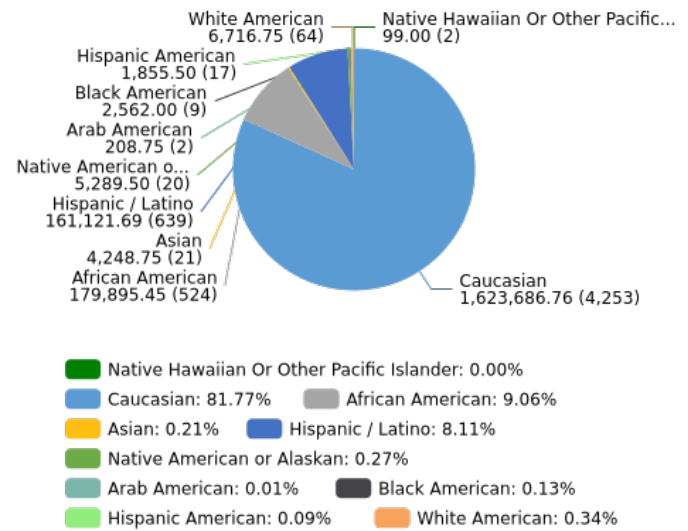
**Workers Categories**

**Hours, Percentages and Workers**  
**Total Hours Worked: 1,985,684.15**



**Ethnicity Categories**

**Hours, Percentages and Workers**  
**Total Number of Workers: 5,551**



*(Percentage is based on work hours)*

*(Percentage is based on work hours)*

Active Professional & Construction Projects Payment Summary		Contract Value	Prime P / T / D	IBE P / T / D	IBE Actual	Score
Professional and Construction Projects Totals		\$257,927,534.35	\$194,797,201.22	\$66,943,337.03	34.37%	B+
Professional Services Projects Totals		\$81,062,429.25	\$62,787,954.14	\$18,686,709.79	29.76%	B
Completed Professional & Construction Projects Payment Summary		Contract Value	Prime P / T / D	IBE P / T / D	IBE Actual	Score
Professional and Construction Projects Totals		\$608,812,350.17	\$585,201,577.40	\$122,854,144.51	20.99%	C+
Professional Services Projects Totals		\$62,722,858.80	\$55,679,144.39	\$16,761,466.49	30.10%	B+

ACTIVE CONSTRUCTION PROJECTS														
Payments Summary				Workforce Hours Summary 27.53%					Ethnicity Participation Summary					
Total Contracts Value	Total Prime P / T / D	Total IBE P / T / D	Total IBE %	Payments Score (Total IBE Payments)	Total Number of Workers	Total Hours Worked	Caucasian Hours	Total Minority Hours	Total Women Hours	Workforce Score (Total Hours Worked)	Caucasian %	Minority %	Women %	Ethnicity Score (Total Participation)
\$176,865,105.10	\$132,009,247.08	\$48,256,627.24	36.56%	A	1298	257,831.70	189,389.70	68,442.00	2,537.34	A	73.45%	26.55%	0.98%	A+

COMPLETED CONSTRUCTION PROJECTS														
Payments Summary				Workforce Hours Summary 19.66%					Ethnicity Participation Summary					
Total Contracts Value	Total Prime P / T / D	Total IBE P / T / D	Total IBE %	Payments Score (Total IBE Payments)	Total Number of Workers	Total Hours Worked	Caucasian Hours	Total Minority Hours	Total Women Hours	Workforce Score (Total Hours Worked)	Caucasian %	Minority %	Women %	Ethnicity Score (Total Participation)
\$546,089,491.37	\$529,522,433.01	\$106,092,678.02	20.04%	C+	4425	1,727,852.45	1,434,297.06	293,555.39	46,198.00	B	83.01%	16.99%	2.67%	A

**Delaware River Joint Toll Bridge Commission**

Meeting of February 24, 2025

**Active Construction Projects - Summary's & Scores (IBE Payments, Workforce Hours & Ethnicity Participation)**

Date: From 07/01/2014 To 01/31/2025

IBE Payments Legend	
Score Rankings	IBE Commitment Participation
A+	45% & above
A	35% to 44.9%
B+	30% to 34.9%
B	25% to 29.9%
C+	20% to 24.9%
C	15% to 19.9%
D+	10% to 14.9%
D	5% to 9.9%
F	4.9% & below

**Total of all Primes Contract Values \$176,865,105.10**

**Total Payments to all Primes \$132,009,247.08**

**Total Payments to all IBEs \$48,256,627.24**

**IBE Target 25.00%**

**IBE Actual 36.56%**

Workforce Utilization Legend		
Score Rankings	Workforce Commitment Participation	Ethnicity & Gender Participation
A+	30% & above	25% & above
A	25% to 29.9%	15% to 24.9%
B+	20% to 24.9%	over 15%
B	15% to 19.9%	10% to 14.9%
C+	10% to 14.9%	over 10%
C	10% to 14.9%	7.5% to 9.9%
D+	5% to 9.9%	over 7.5%
D	5% to 9.9%	5% to 7.4%
F	4.9% & below	4.9% & below

ACTIVE CONSTRUCTION PROJECTS														
Payments Summary					Workforce Hours Summary 27.53%					Ethnicity Participation Summary				
Total Contracts Value	Total Prime P / T / D	Total IBE P / T / D	Total IBE %	Payments Score (Total IBE Payments)	Total Number of Workers	Total Hours Worked	Caucasian Hours	Total Minority Hours	Total Women Hours	Workforce Score (Total Hours Worked)	Caucasian %	Minority %	Women %	Ethnicity Score (Total Participation)
\$176,865,105.10	\$132,009,247.08	\$48,256,627.24	36.56%	A	1298	257,831.70	189,389.70	68,442.00	2,537.34	A	73.45%	26.55%	0.98%	A+

DB-540A/B/C TRANSCORE, LP - Electronic Toll Collection System Replacement - Design, Build & Maintain														
Payments Summary					Workforce Hours Summary 53.31%					Ethnicity Participation Summary				
Total Contracts Value	Total Prime P / T / D	Total IBE P / T / D	Total IBE %	Payments Score (Total IBE Payments)	Total Number of Workers	Total Hours Worked	Caucasian Hours	Total Minority Hours	Total Women Hours	Workforce Score (Total Hours Worked)	Caucasian %	Minority %	Women %	Ethnicity Score (Total Participation)
\$1,950,671.74	\$12,616,770.32	\$2,316,211.51	18.36%	C	15	2,040.00	952.50	1,087.50	0.00	A+	46.69%	53.31%	0.00%	A+

DB-768B DYNAMIC SECURITY, LLC (IBE) dba SECUNI / Network Video Management System (NVMS) Integrator Services														
Payments Summary					Workforce Hours Summary 0.00%					Ethnicity Participation Summary				
Total Contracts Value	Total Prime P / T / D	Total IBE P / T / D	Total IBE %	Payments Score (Total IBE Payments)	Total Number of Workers	Total Hours Worked	Caucasian Hours	Total Minority Hours	Total Women Hours	Workforce Score (Total Hours Worked)	Caucasian %	Minority %	Women %	Ethnicity Score (Total Participation)
\$104,074.00	\$87,232.80	\$87,232.80	100.00%	A+	0	0.00	0.00	0.00	0.00	N/A	0.00%	0.00%	0.00%	N/A

T-519A BRACY CONSTRUCTION, INC. / Southern Operations and Maintenance Facilities Improvements - Trenton Morrisville, Langhorne, and New Hope														
Payments Summary					Workforce Hours Summary 19.31%					Ethnicity Participation Summary				
Total Contracts Value	Total Prime P / T / D	Total IBE P / T / D	Total IBE %	Payments Score (Total IBE Payments)	Total Number of Workers	Total Hours Worked	Caucasian Hours	Total Minority Hours	Total Women Hours	Workforce Score (Total Hours Worked)	Caucasian %	Minority %	Women %	Ethnicity Score (Total Participation)
\$58,935,181.25	\$47,951,525.06	\$7,725,705.73	16.11%	C	526	94,925.95	77,123.70	17,802.25	529.84	B	81.25%	18.75%	0.56%	A

T-746B ROAD-CON, INC. / Trenton Morrisville TB Roadway Repaving and Deck Sealing Improvements														
Payments Summary					Workforce Hours Summary 23.57%					Ethnicity Participation Summary				
Total Contracts Value	Total Prime P / T / D	Total IBE P / T / D	Total IBE %	Payments Score (Total IBE Payments)	Total Number of Workers	Total Hours Worked	Caucasian Hours	Total Minority Hours	Total Women Hours	Workforce Score (Total Hours Worked)	Caucasian %	Minority %	Women %	Ethnicity Score (Total Participation)
\$5,980,564.55	\$5,396,309.49	\$559,856.78	10.37%	D+	102	10,985.25	8,399.00	2,586.25	3.00	B+	76.46%	23.54%	0.03%	A

T-766A CRIDEL GROUP, INC. / I-78 NJ Roadway Rehabilitation and Power & Communication Infrastructure Improvements														
Payments Summary					Workforce Hours Summary 37.84%					Ethnicity Participation Summary				
Total Contracts Value	Total Prime P / T / D	Total IBE P / T / D	Total IBE %	Payments Score (Total IBE Payments)	Total Number of Workers	Total Hours Worked	Caucasian Hours	Total Minority Hours	Total Women Hours	Workforce Score (Total Hours Worked)	Caucasian %	Minority %	Women %	Ethnicity Score (Total Participation)
\$23,530,677.00	\$19,117,244.83	\$4,451,051.36	23.28%	C+	173	26,226.50	16,408.75	9,817.75	107.00	A+	62.57%	37.43%	0.41%	A+

TS-590A J.D. ECKMAN, INC. / Northampton St. TSB Rehabilitation														
Payments Summary					Workforce Hours Summary 22.68%					Ethnicity Participation Summary				
Total Contracts Value	Total Prime P / T / D	Total IBE P / T / D	Total IBE %	Payments Score (Total IBE Payments)	Total Number of Workers	Total Hours Worked	Caucasian Hours	Total Minority Hours	Total Women Hours	Workforce Score (Total Hours Worked)	Caucasian %	Minority %	Women %	Ethnicity Score (Total Participation)
\$15,487,427.50	\$14,796,804.04	\$3,917,310.23	26.47%	B	111	35,867.50	27,733.25	8,134.25	0.00	B+	77.32%	22.68%	0.00%	A

**Delaware River Joint Toll Bridge Commission**

Meeting of February 24, 2025

**Active Construction Projects - Summary's & Scores (IBE Payments, Workforce Hours & Ethnicity Participation)**

Date: From 07/01/2014 To 01/31/2025

IBE Payments Legend	
Score Rankings	IBE Commitment Participation
A+	45% & above
A	35% to 44.9%
B+	30% to 34.9%
B	25% to 29.9%
C+	20% to 24.9%
C	15% to 19.9%
D+	10% to 14.9%
D	5% to 9.9%
F	4.9% & below

**Total of all Primes Contract Values \$176,865,105.10**

**Total Payments to all Primes \$132,009,247.08**

**Total Payments to all IBEs \$48,256,627.24**

**IBE Target 25.00%**

**IBE Actual 36.56%**

Workforce Utilization Legend		
Score Rankings	Workforce Commitment Participation	Ethnicity & Gender Participation
A+	30% & above	25% & above
A	25% to 29.9%	15% to 24.9%
B+	20% to 24.9%	over 15%
B	15% to 19.9%	10% to 14.9%
C+	10% to 14.9%	over 10%
C	10% to 14.9%	7.5% to 9.9%
D+	5% to 9.9%	over 7.5%
D	5% to 9.9%	5% to 7.4%
F	4.9% & below	4.9% & below

TS-642A ANSELM I & DeCICCO (IBE) / Uherstown - Frenchtown Toll-Supported Bridge Rehabilitation														
Payments Summary					Workforce Hours Summary 0.00%					Ethnicity Participation Summary				
Total Contracts Value	Total Prime P / T / D	Total IBE P / T / D	Total IBE %	Payments Score (Total IBE Payments)	Total Number of Workers	Total Hours Worked	Caucasian Hours	Total Minority Hours	Total Women Hours	Workforce Score (Total Hours Worked)	Caucasian %	Minority %	Women %	Ethnicity Score (Total Participation)
\$22,216,237.00	\$-	\$-	0.00%	N/A	0	0.00	0.00	0.00	0.00	N/A	0.00%	0.00%	0.00%	N/A

TS-694A/B/C/D/E ANSELM I & DeCICCO (IBE) / New Hope Lambertville TSB Rehabilitation														
Payments Summary					Workforce Hours Summary 44.08%					Ethnicity Participation Summary				
Total Contracts Value	Total Prime P / T / D	Total IBE P / T / D	Total IBE %	Payments Score (Total IBE Payments)	Total Number of Workers	Total Hours Worked	Caucasian Hours	Total Minority Hours	Total Women Hours	Workforce Score (Total Hours Worked)	Caucasian %	Minority %	Women %	Ethnicity Score (Total Participation)
\$25,072,471.06	\$20,549,901.13	\$20,549,901.13	100.00%	A+	128	51,166.25	28,622.25	22,544.00	8.00	A+	55.94%	44.06%	0.02%	A+

TTS-734A MOUNT CONSTRUCTION CO., INC. (IBE) / JOC - Bridge, Highway & Civil Work - North Region														
Payments Summary					Workforce Hours Summary 26.07%					Ethnicity Participation Summary				
Total Contracts Value	Total Prime P / T / D	Total IBE P / T / D	Total IBE %	Payments Score (Total IBE Payments)	Total Number of Workers	Total Hours Worked	Caucasian Hours	Total Minority Hours	Total Women Hours	Workforce Score (Total Hours Worked)	Caucasian %	Minority %	Women %	Ethnicity Score (Total Participation)
\$7,000,000.00	\$6,962,308.81	\$6,962,308.81	100.00%	A+	148	22,646.75	18,609.25	4,037.50	1,866.50	A	82.17%	17.83%	8.24%	A

TTS-735A MOUNT CONSTRUCTION CO., INC. (IBE) / JOC - Bridge, Highway & Civil Work - South Region														
Payments Summary					Workforce Hours Summary 20.75%					Ethnicity Participation Summary				
Total Contracts Value	Total Prime P / T / D	Total IBE P / T / D	Total IBE %	Payments Score (Total IBE Payments)	Total Number of Workers	Total Hours Worked	Caucasian Hours	Total Minority Hours	Total Women Hours	Workforce Score (Total Hours Worked)	Caucasian %	Minority %	Women %	Ethnicity Score (Total Participation)
\$2,500,000.00	\$1,687,048.89	\$1,687,048.89	100.00%	A+	97	8,008.50	6,369.50	1,639.00	23.00	B+	79.53%	20.47%	0.29%	A

TTS-783A J. FLETCHER CREAMER & SON, INC. / On-Call Beam Guide Rail and Attenuator Replacement														
Payments Summary					Workforce Hours Summary 38.05%					Ethnicity Participation Summary				
Total Contracts Value	Total Prime P / T / D	Total IBE P / T / D	Total IBE %	Payments Score (Total IBE Payments)	Total Number of Workers	Total Hours Worked	Caucasian Hours	Total Minority Hours	Total Women Hours	Workforce Score (Total Hours Worked)	Caucasian %	Minority %	Women %	Ethnicity Score (Total Participation)
\$2,087,801.00	\$-	\$-	0.00%	N/A	33	611.00	378.50	232.50	0.00	A+	61.95%	38.05%	0.00%	A+

TTS-784A MOUNT CONSTRUCTION CO., INC. / JOC - Bridge, Highway, and Civil Work - North Region														
Payments Summary					Workforce Hours Summary 23.73%					Ethnicity Participation Summary				
Total Contracts Value	Total Prime P / T / D	Total IBE P / T / D	Total IBE %	Payments Score (Total IBE Payments)	Total Number of Workers	Total Hours Worked	Caucasian Hours	Total Minority Hours	Total Women Hours	Workforce Score (Total Hours Worked)	Caucasian %	Minority %	Women %	Ethnicity Score (Total Participation)
\$3,000,000.00	\$395,865.60	\$-	0.00%	F	20	2,262.50	1,725.50	537.00	0.00	B+	76.27%	23.73%	0.00%	A

TTS-785A MOUNT CONSTRUCTION CO., INC. / JOC - Bridge, Highway, and Civil Work - South Region														
Payments Summary					Workforce Hours Summary 42.86%					Ethnicity Participation Summary				
Total Contracts Value	Total Prime P / T / D	Total IBE P / T / D	Total IBE %	Payments Score (Total IBE Payments)	Total Number of Workers	Total Hours Worked	Caucasian Hours	Total Minority Hours	Total Women Hours	Workforce Score (Total Hours Worked)	Caucasian %	Minority %	Women %	Ethnicity Score (Total Participation)
\$3,000,000.00	\$-	\$-	0.00%	N/A	3	56.00	32.00	24.00	0.00	A+	57.14%	42.86%	0.00%	A+

**Delaware River Joint Toll Bridge Commission**

Meeting of February 24, 2025

**Active Construction Projects - Summary's & Scores (IBE Payments, Workforce Hours & Ethnicity Participation)**

Date: From 07/01/2014 To 01/31/2025

IBE Payments Legend	
Score Rankings	IBE Commitment Participation
A+	45% & above
A	35% to 44.9%
B+	30% to 34.9%
B	25% to 29.9%
C+	20% to 24.9%
C	15% to 19.9%
D+	10% to 14.9%
D	5% to 9.9%
F	4.9% & below

**Total of all Primes Contract Values \$176,865,105.10**

**Total Payments to all Primes \$132,009,247.08**

**Total Payments to all IBEs \$48,256,627.24**

**IBE Target 25.00%**

**IBE Actual 36.56%**

Workforce Utilization Legend		
Score Rankings	Workforce Commitment Participation	Ethnicity & Gender Participation
A+	30% & above	25% & above
A	25% to 29.9%	15% to 24.9%
B+	20% to 24.9%	over 15%
B	15% to 19.9%	10% to 14.9%
C+	10% to 14.9%	over 10%
C	10% to 14.9%	7.5% to 9.9%
D+	5% to 9.9%	over 7.5%
D	5% to 9.9%	5% to 7.4%
F	4.9% & below	4.9% & below

TTS-786A MOUNT CONSTRUCTION CO., INC. / JOC - Building and Facility Work - North Region														
Payments Summary					Workforce Hours Summary 0.00%					Ethnicity Participation Summary				
Total Contracts Value	Total Prime P/T/D	Total IBE P/T/D	Total IBE %	Payments Score (Total IBE Payments)	Total Number of Workers	Total Hours Worked	Caucasian Hours	Total Minority Hours	Total Women Hours	Workforce Score (Total Hours Worked)	Caucasian %	Minority %	Women %	Ethnicity Score (Total Participation)
\$3,000,000.00	\$122,049.95	\$-	0.00%	F	5	257.00	257.00	0.00	0.00	F	100.00%	0.00%	0.00%	F

TTS-787A A.P. CONSTRUCTION, INC. / JOC - Building and Facility Work - South Region														
Payments Summary					Workforce Hours Summary 0.00%					Ethnicity Participation Summary				
Total Contracts Value	Total Prime P/T/D	Total IBE P/T/D	Total IBE %	Payments Score (Total IBE Payments)	Total Number of Workers	Total Hours Worked	Caucasian Hours	Total Minority Hours	Total Women Hours	Workforce Score (Total Hours Worked)	Caucasian %	Minority %	Women %	Ethnicity Score (Total Participation)
\$3,000,000.00	\$2,326,186.16	\$-	0.00%	F	19	2,778.50	2,778.50	0.00	0.00	F	100.00%	0.00%	0.00%	F

**Delaware River Joint Toll Bridge Commission**

Meeting of February 24, 2025

**Active Professional Services Projects Payments Detail Report**

Date: From 07/01/2014 To 01/31/2025

IBE Payments Legend	
Score Rankings	IBE Commitment Participation
<b>A+</b>	<b>45% &amp; above</b>
<b>A</b>	<b>35% to 44.9%</b>
<b>B+</b>	<b>30% to 34.9%</b>
<b>B</b>	<b>25% to 29.9%</b>
<b>C+</b>	<b>20% to 24.9%</b>
<b>C</b>	<b>15% to 19.9%</b>
<b>D+</b>	<b>10% to 14.9%</b>
<b>D</b>	<b>5% to 9.9%</b>
<b>F</b>	<b>4.9% &amp; below</b>

Summary	Contract Value	Prime P / T / D	IBE P / T / D	IBE Actual	Score
Professional and Construction Projects Totals	\$257,927,534.35	\$194,797,201.22	\$66,943,337.03	34.37%	B+
Professional Services Projects Totals	\$81,062,429.25	\$62,787,954.14	\$18,686,709.79	29.76%	B

Prime Consultants	IBE Firm	Project Title	Contract Value	Prime P / T / D	IBE P / T / D	IBE Actual	Score
Gannett Fleming Inc. - Camp Hill, PA		C-519A GANNETT FLEMING ARCHITECTS, INC. / Southern Operations & Maintenance Facilities Improvements - Consulting Engineer Agreement	\$4,848,884.54	\$4,768,643.56	\$1,158,885.33	24.30%	C+
Greenman-Pedersen, Inc.		C-590A GREENMAN-PEDERSEN, INC. / Northampton St. TSB Rehabilitation - Preliminary, Final and Post Design - Consulting Engineer Agreement	\$1,504,783.15	\$1,447,098.57	\$540,453.22	37.35%	A
WSP USA, Inc. - PHILADELPHIA, PA		C-642A WSP USA, INC. / Uhlertown Frenchtown TSB Rehabilitation - Preliminary, Final and Post Design - Consulting Engineer Agreement	\$1,771,189.56	\$1,492,122.59	\$454,516.85	30.46%	B+
Michael Baker International, Inc.		C-660A MICHAEL BAKER, JR., INC. / SFB Replacement Project Final Design Services - Consulting Engineer Agreement	\$33,626,658.74	\$33,539,647.35	\$6,808,784.95	20.30%	C+
Greenman-Pedersen, Inc.		C-694A GREENMAN-PEDERSEN, INC. / New Hope Lambertville TSB Rehabilitation - Preliminary, Final and Post Design - Consulting Engineer Agreement	\$1,895,134.27	\$1,403,296.67	\$637,674.21	45.44%	A+
French & Parrello Associates		C-696B FRENCH & PARRELLO ASSOCIATES, P.A. / TOA - Facilities - NJ - Consulting Engineer Agreement	\$500,000.00	\$139,135.60	\$40,744.52	29.28%	B
HDR Engineering, Inc. - Pittsburgh, PA		C-697A HDR ENGINEERING, INC. / Preliminary Engineering and Environmental Documentation for the Washington Crossing Bridge Replacement - Consulting Engineer Agreement	\$8,061,761.62	\$624,270.03	\$165,883.11	26.57%	B
Greenman-Pedersen, Inc.		C-704A GREENMAN-PEDERSEN, INC. / TOA - New Hope-Lambertville Toll Bridge Salt Storage Building - CM/CI Services	\$610,849.20	\$610,145.27	\$26,570.72	4.35%	F
Johnson, Mirmiran and Thompson, Inc.		C-716A JOHNSON, MIRMIRAN & THOMPSON / TOA - Facilities - Consulting Engineer Agreement	\$500,000.00	\$310,843.62	\$48,594.97	15.63%	C
The Gordian Group, Inc.		C-727A THE GORDIAN GROUP, INC. / JOC - Program Manager Consultant - Consulting Engineer Agreement	\$1,450,000.00	\$1,410,995.65	\$729,008.62	51.67%	A+
Rummel, Klepper and Kahl, LLP		C-728A RUMMEL, KLEPPER & KAHL / TOA - Electric Toll Collection / Tolling - PA - Consulting Engineer Agreement	\$500,000.00	\$499,798.28	\$114,472.44	22.90%	C+
French & Parrello Associates (IBE Prime)	VBE	C-729A FRENCH & PARRELLO ASSOCIATES, P.A. / TOA - Facilities - NJ - Consulting Engineer Agreement	\$500,000.00	\$99,472.30	\$99,472.30	100.00%	A+
Arora and Associates, P.C. (IBE Prime)	MBE	C-732A ARORA AND ASSOCIATES, PC. (IBE) / TOA - Structural / Civil - NJ - Consulting Engineer Agreement	\$1,000,000.00	\$788,087.07	\$788,087.07	100.00%	A+
WSP/PARSONS BRINCKERHOFF, INC		C-750A WSP USA, INC. / TOA - Structural / Civil - Consulting Engineer Agreement	\$1,000,000.00	\$756,100.55	\$125,019.51	16.53%	C
Traffic Planning and Design, Inc.		C-751A TRAFFIC PLANNING AND DESIGN, INC. / TOA - Construction Inspection - Consulting Engineer Agreement	\$500,000.00	\$367,176.51	\$30,950.72	8.43%	D
Rummel, Klepper and Kahl, LLP		C-754A RUMMEL, KLEPPER & KAHL, LLP / New Hope Lambertville TB All Electronic Tolling (AET) Conversion Design - Consulting Engineer Agreement	\$1,277,452.16	\$789,234.88	\$149,306.54	18.92%	C
Pickering, Corts & Summerson, Inc. (IBE Prime)	SBE	C-757A-1 PICKERING, CORTS & SUMMERSON / Professional Engineering Services for 2023-2024 Annual Inspections - Consulting Engineer Agreement	\$748,898.24	\$645,258.56	\$645,258.56	100.00%	A+
Naik Consulting Group, P.C. (IBE Prime)	DBE	C-759A NAIK CONSULTING GROUP, PC (IBE) / TOA - Structural / Civil - Consulting Engineer Agreement	\$1,000,000.00	\$690,949.37	\$690,949.37	100.00%	A+
Remington & Vernick		C-760A REMINGTON & VERNICK ENGINEERS, INC. / TOA - Construction Management Services - Consulting Engineer Agreement	\$500,000.00	\$303,912.55	\$60,290.60	19.84%	C
Pennoni Associates Inc		C-761A PENNONI ASSOCIATES, INC. / Traffic Engineering Consultant 2021-2022 Annual Reports - Consulting Engineer Agreement	\$120,000.00	\$88,104.81	\$-	0.00%	F
Arora and Associates, P.C. (IBE Prime)	MBE	C-766A ARORA & ASSOCIATES, PC / I-78 NJ Roadway Rehabilitation and Power & Communication Infrastructure - Final and Post Design - Consulting Engineer Agreement	\$2,900,943.54	\$2,412,271.81	\$2,412,271.81	100.00%	A+
Traffic Planning and Design, Inc.		C-769A TRAFFIC PLANNING & DESIGN, INC. / TOA - Structural / Civil - Consulting Engineer Agreement	\$1,000,000.00	\$706,264.38	\$176,429.07	24.98%	C+
Rummel, Klepper and Kahl, LLP		C-770A RUMMEL, KLEPPER & KAHL, LLP / TOA - Electronic Toll Collection / Tolling - Consulting Engineer Agreement	\$1,250,000.00	\$410,784.35	\$2,660.14	0.65%	F

\*Met or Exceeded the Target

\*Did Not Meet the Target

\*P/T/D = Paid To Date



**Delaware River Joint Toll Bridge Commission**

Meeting of February 24, 2025

**Active Professional Services Projects Payments Detail Report**

Date: From 07/01/2014 To 01/31/2025

IBE Payments Legend	
Score Rankings	IBE Commitment Participation
<b>A+</b>	<b>45% &amp; above</b>
<b>A</b>	<b>35% to 44.9%</b>
<b>B+</b>	<b>30% to 34.9%</b>
<b>B</b>	<b>25% to 29.9%</b>
<b>C+</b>	<b>20% to 24.9%</b>
<b>C</b>	<b>15% to 19.9%</b>
<b>D+</b>	<b>10% to 14.9%</b>
<b>D</b>	<b>5% to 9.9%</b>
<b>F</b>	<b>4.9% &amp; below</b>

Prime Consultants	IBE Firm	Project Title	Contract Value	Prime P / T / D	IBE P / T / D	IBE Actual	Score
French & Parrello Associates		C-771A FRENCH & PARRELLO ASSOCIATES, P.A. / TOA - Facilities - Consulting Engineer Agreement	\$1,185,000.00	\$663,636.32	\$153,024.87	23.06%	C+
KS Engineers, P.C. (IBE Prime)	MBE	C-772A KS ENGINEERS, PC / TOA - Construction Inspection - Consulting Engineer Agreement	\$500,000.00	\$259,807.29	\$259,807.29	100.00%	A+
IH Engineers, P.C. (IBE Prime)	SBE	C-782A IH ENGINEERS, PC (IBE) / Underwater Substructure Improvement Design - All Regions - Professional Engineering Services Agreement	\$1,866,074.12	\$764,532.45	\$764,532.45	100.00%	A+
Traffic Planning and Design, Inc.		C-788A TRAFFIC PLANNING & DESIGN, INC. / TOA - Structural / Civil - Consulting Engineer Agreement	\$1,000,000.00	\$193,835.84	\$-	0.00%	F
Pennoni Associates Inc		C-789A PENNONI ASSOCIATES, INC. / TOA - Consulting Engineer Agreement	\$500,000.00	\$-	\$-	0.00%	N/A
Joseph Jingoli & Son, Inc.		CM-519A JOSEPH JINGOLI & SON, INC. / Southern Operations & Maintenance Facilities Improvements - Consulting Engineer Agreement	\$3,611,070.08	\$2,860,466.20	\$771,541.53	26.97%	B
Johnson, Mirmiran and Thompson, Inc.		CM-590A JOHNSON, MIRMIRAN AND THOMPSON, INC. / Northampton St. TSB Rehabilitation - CM / CI Services - Consulting Engineer Agreement	\$1,554,968.16	\$1,279,571.54	\$325,198.53	25.41%	B
Urban Engineers, Inc.		CM-694A URBAN ENGINEERS, INC. / New Hope Lambertville TSB Rehabilitation - CM / CI Services - Consulting Engineer Agreement	\$1,373,553.71	\$1,050,919.26	\$323,402.30	30.77%	B+
Greenman-Pedersen, Inc.		CM-766A GREENMAN-PEDERSEN, INC. / I-78 NJ Roadway Rehabilitation and Power & Communication Infrastructure Improvements - CM / CI Services - Consulting Engineer Agreement	\$2,405,208.16	\$1,411,570.91	\$182,918.19	12.96%	D+

\*Met or Exceeded the Target

\*Did Not Meet the Target

\*P/T/D = Paid To Date

**Delaware River Joint Toll Bridge Commission**

Meeting of February 24, 2025

**Completed Construction Projects - Summary's & Scores (IBE Payments, Workforce Hours & Ethnicity Participation)**

Date: From 07/01/2014 To 01/31/2025

IBE Payments Legend	
Score Rankings	IBE Commitment Participation
A+	45% & above
A	35% to 44.9%
B+	30% to 34.9%
B	25% to 29.9%
C+	20% to 24.9%
C	15% to 19.9%
D+	10% to 14.9%
D	5% to 9.9%
F	4.9% & below

Total of all Primes Contract Values **\$546,089,491.37**

Total Payments to all Primes **\$529,522,433.01**

Total Payments to all IBEs **\$106,092,678.02**

IBE Target **25.00%**

IBE Actual **20.04%**

Workforce Utilization Legend		
Score Rankings	Workforce Commitment Participation	Ethnicity & Gender Participation
A+	30% & above	25% & above
A	25% to 29.9%	15% to 24.9%
B+	20% to 24.9%	over 15%
B	15% to 19.9%	10% to 14.9%
C+	10% to 14.9%	over 10%
C	10% to 14.9%	7.5% to 9.9%
D+	5% to 9.9%	over 7.5%
D	5% to 9.9%	5% to 7.4%
F	4.9% & below	4.9% & below

COMPLETED CONSTRUCTION PROJECTS														
Payments Summary					Workforce Hours Summary 19.66%					Ethnicity Participation Summary				
Total Contracts Value	Total Prime P / T / D	Total IBE P / T / D	Total IBE %	Payments Score (Total IBE Payments)	Total Number of Workers	Total Hours Worked	Caucasian Hours	Total Minority Hours	Total Women Hours	Workforce Score (Total Hours Worked)	Caucasian %	Minority %	Women %	Ethnicity Score (Total Participation)
\$546,089,491.37	\$529,522,433.01	\$106,092,678.02	20.04%	C+	4425	1,727,852.45	1,434,297.06	293,555.39	46,198.00	B	83.01%	16.99%	2.67%	A

DB-724A SCHNEIDER ELECTRIC Electronic Surveillance/Detection System Maintenance Contract														
Payments Summary					Workforce Hours Summary 45.89%					Ethnicity Participation Summary				
Total Contracts Value	Total Prime P / T / D	Total IBE P / T / D	Total IBE %	Payments Score (Total IBE Payments)	Total Number of Workers	Total Hours Worked	Caucasian Hours	Total Minority Hours	Total Women Hours	Workforce Score (Total Hours Worked)	Caucasian %	Minority %	Women %	Ethnicity Score (Total Participation)
\$11,294,820.75	\$1,436,335.65	\$215,551.42	15.01%	C	57	717.00	479.00	238.00	91.00	A+	66.81%	33.19%	12.69%	A+

T-508A BRACY - I-78 Maintenance Garage Expansion at I-78 PA Welcome Center / Maintenance Facility														
Payments Summary					Workforce Hours Summary 7.39%					Ethnicity Participation Summary				
Total Contracts Value	Total Prime P / T / D	Total IBE P / T / D	Total IBE %	Payments Score (Total IBE Payments)	Total Number of Workers	Total Hours Worked	Caucasian Hours	Total Minority Hours	Total Women Hours	Workforce Score (Total Hours Worked)	Caucasian %	Minority %	Women %	Ethnicity Score (Total Participation)
\$10,049,000.00	\$9,845,176.91	\$1,589,381.54	16.14%	C	244	31,516.58	30,048.08	1,468.50	861.25	D	95.34%	4.66%	2.73%	F

T-514A WEST SIDE - DIII Toll Bridges Facilities Emergency Standby Generators Improvements														
Payments Summary					Workforce Hours Summary 0.00%					Ethnicity Participation Summary				
Total Contracts Value	Total Prime P / T / D	Total IBE P / T / D	Total IBE %	Payments Score (Total IBE Payments)	Total Number of Workers	Total Hours Worked	Caucasian Hours	Total Minority Hours	Total Women Hours	Workforce Score (Total Hours Worked)	Caucasian %	Minority %	Women %	Ethnicity Score (Total Participation)
\$680,480.00	\$644,686.00	\$197,339.99	30.61%	B+	0	0.00	0.00	0.00	0.00	N/A	0.00%	0.00%	0.00%	N/A

T-566A INTERCOUNTY PAVING - PORTLAND COLUMBIA TOLL BRIDGE APPROACH ROADWAY IMPROVEMENTS														
Payments Summary					Workforce Hours Summary 0.00%					Ethnicity Participation Summary				
Total Contracts Value	Total Prime P / T / D	Total IBE P / T / D	Total IBE %	Payments Score (Total IBE Payments)	Total Number of Workers	Total Hours Worked	Caucasian Hours	Total Minority Hours	Total Women Hours	Workforce Score (Total Hours Worked)	Caucasian %	Minority %	Women %	Ethnicity Score (Total Participation)
\$6,317,000.00	\$6,193,334.28	\$1,877,906.86	30.32%	B+	0	0.00	0.00	0.00	0.00	N/A	0.00%	0.00%	0.00%	N/A

T-611A MAGNUM (IBE) NH-L Toll Bridge Salt Storage Facility														
Payments Summary					Workforce Hours Summary 2.16%					Ethnicity Participation Summary				
Total Contracts Value	Total Prime P / T / D	Total IBE P / T / D	Total IBE %	Payments Score (Total IBE Payments)	Total Number of Workers	Total Hours Worked	Caucasian Hours	Total Minority Hours	Total Women Hours	Workforce Score (Total Hours Worked)	Caucasian %	Minority %	Women %	Ethnicity Score (Total Participation)
\$1,439,584.00	\$1,348,934.71	\$1,348,934.71	100.00%	A+	65	5,925.50	5,805.50	120.00	8.00	F	97.97%	2.03%	0.14%	F

T-641A MERC0 - Easton / Phillipsburg Ramp C Stabilization														
Payments Summary					Workforce Hours Summary 0.00%					Ethnicity Participation Summary				
Total Contracts Value	Total Prime P / T / D	Total IBE P / T / D	Total IBE %	Payments Score (Total IBE Payments)	Total Number of Workers	Total Hours Worked	Caucasian Hours	Total Minority Hours	Total Women Hours	Workforce Score (Total Hours Worked)	Caucasian %	Minority %	Women %	Ethnicity Score (Total Participation)
\$1,130,000.00	\$998,300.00	\$998,300.00	100.00%	A+	0	0.00	0.00	0.00	0.00	N/A	0.00%	0.00%	0.00%	N/A

**Delaware River Joint Toll Bridge Commission**

Meeting of February 24, 2025

**Completed Construction Projects - Summary's & Scores (IBE Payments, Workforce Hours & Ethnicity Participation)**

Date: From 07/01/2014 To 01/31/2025

IBE Payments Legend	
Score Rankings	IBE Commitment Participation
A+	45% & above
A	35% to 44.9%
B+	30% to 34.9%
B	25% to 29.9%
C+	20% to 24.9%
C	15% to 19.9%
D+	10% to 14.9%
D	5% to 9.9%
F	4.9% & below

**Total of all Primes Contract Values \$546,089,491.37**

**Total Payments to all Primes \$529,522,433.01**

**Total Payments to all IBEs \$106,092,678.02**

**IBE Target 25.00%**

**IBE Actual 20.04%**

Workforce Utilization Legend		
Score Rankings	Workforce Commitment Participation	Ethnicity & Gender Participation
A+	30% & above	25% & above
A	25% to 29.9%	15% to 24.9%
B+	20% to 24.9%	over 15%
B	15% to 19.9%	10% to 14.9%
C+	10% to 14.9%	over 10%
C	10% to 14.9%	7.5% to 9.9%
D+	5% to 9.9%	over 7.5%
D	5% to 9.9%	5% to 7.4%
F	4.9% & below	4.9% & below

T-644A J.D. ECKMAN - Easton Phillipsburg TB Facility Administration Bldg.														
Payments Summary					Workforce Hours Summary 28.50%					Ethnicity Participation Summary				
Total Contracts Value	Total Prime P / T / D	Total IBE P / T / D	Total IBE %	Payments Score (Total IBE Payments)	Total Number of Workers	Total Hours Worked	Caucasian Hours	Total Minority Hours	Total Women Hours	Workforce Score (Total Hours Worked)	Caucasian %	Minority %	Women %	Ethnicity Score (Total Participation)
\$11,117,003.61	\$11,038,703.72	\$3,066,725.97	27.78%	B	320	47,800.75	35,278.00	12,522.75	1,098.75	A	73.80%	26.20%	2.30%	A+

T-645A MJF Building & Facilities Energy Conservation														
Payments Summary					Workforce Hours Summary 23.54%					Ethnicity Participation Summary				
Total Contracts Value	Total Prime P / T / D	Total IBE P / T / D	Total IBE %	Payments Score (Total IBE Payments)	Total Number of Workers	Total Hours Worked	Caucasian Hours	Total Minority Hours	Total Women Hours	Workforce Score (Total Hours Worked)	Caucasian %	Minority %	Women %	Ethnicity Score (Total Participation)
\$5,376,806.87	\$5,376,806.87	\$5,376,806.87	100.00%	A+	46	9,735.28	7,509.23	2,226.05	65.75	B+	77.13%	22.87%	0.68%	A

T-645B SCHNEIDER ELECTRIC Building & Facilities Energy Conservation Measures - Mechanical/Controls														
Payments Summary					Workforce Hours Summary 0.00%					Ethnicity Participation Summary				
Total Contracts Value	Total Prime P / T / D	Total IBE P / T / D	Total IBE %	Payments Score (Total IBE Payments)	Total Number of Workers	Total Hours Worked	Caucasian Hours	Total Minority Hours	Total Women Hours	Workforce Score (Total Hours Worked)	Caucasian %	Minority %	Women %	Ethnicity Score (Total Participation)
\$1,247,159.50	\$1,247,159.50	\$129,525.50	10.39%	D+	7	1,625.50	1,625.50	0.00	0.00	F	100.00%	0.00%	0.00%	F

T-661A TRC - SFB Replacement Project Subsurface Boring & Sampling														
Payments Summary					Workforce Hours Summary 0.00%					Ethnicity Participation Summary				
Total Contracts Value	Total Prime P / T / D	Total IBE P / T / D	Total IBE %	Payments Score (Total IBE Payments)	Total Number of Workers	Total Hours Worked	Caucasian Hours	Total Minority Hours	Total Women Hours	Workforce Score (Total Hours Worked)	Caucasian %	Minority %	Women %	Ethnicity Score (Total Participation)
\$1,559,275.00	\$1,438,941.98	\$234,466.30	16.29%	C	0	0.00	0.00	0.00	0.00	N/A	0.00%	0.00%	0.00%	N/A

T-666A PKF - SFB Replacement Project Construction for PA Noise Walls														
Payments Summary					Workforce Hours Summary 14.94%					Ethnicity Participation Summary				
Total Contracts Value	Total Prime P / T / D	Total IBE P / T / D	Total IBE %	Payments Score (Total IBE Payments)	Total Number of Workers	Total Hours Worked	Caucasian Hours	Total Minority Hours	Total Women Hours	Workforce Score (Total Hours Worked)	Caucasian %	Minority %	Women %	Ethnicity Score (Total Participation)
\$11,394,750.00	\$11,219,737.01	\$3,338,786.23	29.76%	B	42	5,738.00	5,122.00	616.00	241.50	C	89.26%	10.74%	4.21%	B

T-667A AP CONSTRUCTION - SFB Replacement Project Tree Clearing														
Payments Summary					Workforce Hours Summary 0.00%					Ethnicity Participation Summary				
Total Contracts Value	Total Prime P / T / D	Total IBE P / T / D	Total IBE %	Payments Score (Total IBE Payments)	Total Number of Workers	Total Hours Worked	Caucasian Hours	Total Minority Hours	Total Women Hours	Workforce Score (Total Hours Worked)	Caucasian %	Minority %	Women %	Ethnicity Score (Total Participation)
\$1,814,999.39	\$1,721,688.26	\$454,825.01	26.42%	B	0	0.00	0.00	0.00	0.00	N/A	0.00%	0.00%	0.00%	N/A

T-668A TRUMBULL 2 New Jersey - SFB Replacement Project														
Payments Summary					Workforce Hours Summary 21.57%					Ethnicity Participation Summary				
Total Contracts Value	Total Prime P / T / D	Total IBE P / T / D	Total IBE %	Payments Score (Total IBE Payments)	Total Number of Workers	Total Hours Worked	Caucasian Hours	Total Minority Hours	Total Women Hours	Workforce Score (Total Hours Worked)	Caucasian %	Minority %	Women %	Ethnicity Score (Total Participation)
\$-	\$-	\$-	0.00%	N/A	1729	666,190.74	539,434.44	126,756.30	16,967.50	B+	80.97%	19.03%	2.55%	A

**Delaware River Joint Toll Bridge Commission**

Meeting of February 24, 2025

**Completed Construction Projects - Summary's & Scores (IBE Payments, Workforce Hours & Ethnicity Participation)**

Date: From 07/01/2014 To 01/31/2025

IBE Payments Legend	
Score Rankings	IBE Commitment Participation
A+	45% & above
A	35% to 44.9%
B+	30% to 34.9%
B	25% to 29.9%
C+	20% to 24.9%
C	15% to 19.9%
D+	10% to 14.9%
D	5% to 9.9%
F	4.9% & below

**Total of all Primes Contract Values \$546,089,491.37**

**Total Payments to all Primes \$529,522,433.01**

**Total Payments to all IBEs \$106,092,678.02**

**IBE Target 25.00%**

**IBE Actual 20.04%**

Workforce Utilization Legend		
Score Rankings	Workforce Commitment Participation	Ethnicity & Gender Participation
A+	30% & above	25% & above
A	25% to 29.9%	15% to 24.9%
B+	20% to 24.9%	over 15%
B	15% to 19.9%	10% to 14.9%
C+	10% to 14.9%	over 10%
C	10% to 14.9%	7.5% to 9.9%
D+	5% to 9.9%	over 7.5%
D	5% to 9.9%	5% to 7.4%
F	4.9% & below	4.9% & below

T-668A TRUMBULL 1 Pennsylvania SFB Bridge Replacement Project														
Payments Summary					Workforce Hours Summary 18.76%					Ethnicity Participation Summary				
Total Contracts Value	Total Prime P / T / D	Total IBE P / T / D	Total IBE %	Payments Score (Total IBE Payments)	Total Number of Workers	Total Hours Worked	Caucasian Hours	Total Minority Hours	Total Women Hours	Workforce Score (Total Hours Worked)	Caucasian %	Minority %	Women %	Ethnicity Score (Total Participation)
\$436,216,954.02	\$437,608,416.90	\$76,711,826.97	17.53%	C	1953	841,284.08	709,643.76	131,640.32	26,191.25	B	84.35%	15.65%	3.11%	A

T-705A SPARWICK - I-78 Toll Plaza Bumper Block Replacement														
Payments Summary					Workforce Hours Summary 0.00%					Ethnicity Participation Summary				
Total Contracts Value	Total Prime P / T / D	Total IBE P / T / D	Total IBE %	Payments Score (Total IBE Payments)	Total Number of Workers	Total Hours Worked	Caucasian Hours	Total Minority Hours	Total Women Hours	Workforce Score (Total Hours Worked)	Caucasian %	Minority %	Women %	Ethnicity Score (Total Participation)
\$160,006.00	\$160,006.00	\$160,006.00	100.00%	A+	0	0.00	0.00	0.00	0.00	N/A	0.00%	0.00%	0.00%	N/A

T-707A Bracy Commission Administration Building at SFB & Adaptive Reuse of the 1799 Building														
Payments Summary					Workforce Hours Summary 12.32%					Ethnicity Participation Summary				
Total Contracts Value	Total Prime P / T / D	Total IBE P / T / D	Total IBE %	Payments Score (Total IBE Payments)	Total Number of Workers	Total Hours Worked	Caucasian Hours	Total Minority Hours	Total Women Hours	Workforce Score (Total Hours Worked)	Caucasian %	Minority %	Women %	Ethnicity Score (Total Participation)
\$21,468,985.71	\$21,468,985.71	\$4,382,167.83	20.41%	C+	435	80,061.86	70,408.20	9,653.66	209.00	C	87.94%	12.06%	0.26%	B

T-708A Allied Painting New Hope-Lambertville Toll Bridge Floor System Rehabilitation -Facility Administration Building														
Payments Summary					Workforce Hours Summary 64.86%					Ethnicity Participation Summary				
Total Contracts Value	Total Prime P / T / D	Total IBE P / T / D	Total IBE %	Payments Score (Total IBE Payments)	Total Number of Workers	Total Hours Worked	Caucasian Hours	Total Minority Hours	Total Women Hours	Workforce Score (Total Hours Worked)	Caucasian %	Minority %	Women %	Ethnicity Score (Total Participation)
\$1,694,000.00	\$1,546,100.00	\$170,944.28	11.06%	D+	26	5,244.00	1,842.50	3,401.50	0.00	A+	35.14%	64.86%	0.00%	A+

T-711AR BRACY - Easton Phillipsburg Toll Bridge Salt Storage Building														
Payments Summary					Workforce Hours Summary 15.61%					Ethnicity Participation Summary				
Total Contracts Value	Total Prime P / T / D	Total IBE P / T / D	Total IBE %	Payments Score (Total IBE Payments)	Total Number of Workers	Total Hours Worked	Caucasian Hours	Total Minority Hours	Total Women Hours	Workforce Score (Total Hours Worked)	Caucasian %	Minority %	Women %	Ethnicity Score (Total Participation)
\$1,711,600.00	\$1,666,931.06	\$18,727.94	1.12%	F	77	5,669.75	4,784.50	885.25	0.00	B	84.39%	15.61%	0.00%	A

T-717A BRACY Milford-Montague Toll Bridge Salt Storage Building														
Payments Summary					Workforce Hours Summary 7.70%					Ethnicity Participation Summary				
Total Contracts Value	Total Prime P / T / D	Total IBE P / T / D	Total IBE %	Payments Score (Total IBE Payments)	Total Number of Workers	Total Hours Worked	Caucasian Hours	Total Minority Hours	Total Women Hours	Workforce Score (Total Hours Worked)	Caucasian %	Minority %	Women %	Ethnicity Score (Total Participation)
\$1,244,000.00	\$1,232,810.45	\$70,588.96	5.73%	D	43	3,227.00	2,978.50	248.50	0.00	D	92.30%	7.70%	0.00%	C

T-719A ROAD-CON Delaware Water Gap Toll Bridge Facility Westbound Toll Plaza Roadway and NJ Approach Repairs.														
Payments Summary					Workforce Hours Summary 23.68%					Ethnicity Participation Summary				
Total Contracts Value	Total Prime P / T / D	Total IBE P / T / D	Total IBE %	Payments Score (Total IBE Payments)	Total Number of Workers	Total Hours Worked	Caucasian Hours	Total Minority Hours	Total Women Hours	Workforce Score (Total Hours Worked)	Caucasian %	Minority %	Women %	Ethnicity Score (Total Participation)
\$3,773,197.85	\$3,554,825.27	\$610,051.82	17.16%	C	123	9,822.57	7,915.77	1,906.80	419.50	B+	80.59%	19.41%	4.27%	A

**Delaware River Joint Toll Bridge Commission**

Meeting of February 24, 2025

**Completed Construction Projects - Summary's & Scores (IBE Payments, Workforce Hours & Ethnicity Participation)**

Date: From 07/01/2014 To 01/31/2025

IBE Payments Legend	
Score Rankings	IBE Commitment Participation
A+	45% & above
A	35% to 44.9%
B+	30% to 34.9%
B	25% to 29.9%
C+	20% to 24.9%
C	15% to 19.9%
D+	10% to 14.9%
D	5% to 9.9%
F	4.9% & below

**Total of all Primes Contract Values \$546,089,491.37**

**Total Payments to all Primes \$529,522,433.01**

**Total Payments to all IBEs \$106,092,678.02**

**IBE Target 25.00%**

**IBE Actual 20.04%**

Workforce Utilization Legend		
Score Rankings	Workforce Commitment Participation	Ethnicity & Gender Participation
A+	30% & above	25% & above
A	25% to 29.9%	15% to 24.9%
B+	20% to 24.9%	over 15%
B	15% to 19.9%	10% to 14.9%
C+	10% to 14.9%	over 10%
C	10% to 14.9%	7.5% to 9.9%
D+	5% to 9.9%	over 7.5%
D	5% to 9.9%	5% to 7.4%
F	4.9% & below	4.9% & below

T-730A BRACY Southern Operations & Maintenance Facilities Improvements Trenton Morrisville Salt Operations														
Payments Summary					Workforce Hours Summary 6.85%					Ethnicity Participation Summary				
Total Contracts Value	Total Prime P / T / D	Total IBE P / T / D	Total IBE %	Payments Score (Total IBE Payments)	Total Number of Workers	Total Hours Worked	Caucasian Hours	Total Minority Hours	Total Women Hours	Workforce Score (Total Hours Worked)	Caucasian %	Minority %	Women %	Ethnicity Score (Total Participation)
\$3,275,000.00	\$3,234,621.97	\$450,025.89	13.91%	D+	57	5,831.08	5,471.58	359.50	40.00	D	93.83%	6.17%	0.69%	D

T-746A ROAD-CON, INC. / Trenton Morrisville TB Roadway repaving and Deck Sealing Improvements														
Payments Summary					Workforce Hours Summary 25.00%					Ethnicity Participation Summary				
Total Contracts Value	Total Prime P / T / D	Total IBE P / T / D	Total IBE %	Payments Score (Total IBE Payments)	Total Number of Workers	Total Hours Worked	Caucasian Hours	Total Minority Hours	Total Women Hours	Workforce Score (Total Hours Worked)	Caucasian %	Minority %	Women %	Ethnicity Score (Total Participation)
\$1.00	\$-	\$-	0.00%	N/A	5	64.00	48.00	16.00	0.00	A	75.00%	25.00%	0.00%	A+

TS-639B MOUNT CONSTRUCTION - Lower Trenton TSB Approach Roadways Improvements														
Payments Summary					Workforce Hours Summary 0.00%					Ethnicity Participation Summary				
Total Contracts Value	Total Prime P / T / D	Total IBE P / T / D	Total IBE %	Payments Score (Total IBE Payments)	Total Number of Workers	Total Hours Worked	Caucasian Hours	Total Minority Hours	Total Women Hours	Workforce Score (Total Hours Worked)	Caucasian %	Minority %	Women %	Ethnicity Score (Total Participation)
\$2,731,688.30	\$2,090,794.00	\$2,090,794.00	100.00%	A+	0	0.00	0.00	0.00	0.00	N/A	0.00%	0.00%	0.00%	N/A

TS-650A ROAD-CON - RIVERTON BELVIDERE TSB														
Payments Summary					Workforce Hours Summary 0.00%					Ethnicity Participation Summary				
Total Contracts Value	Total Prime P / T / D	Total IBE P / T / D	Total IBE %	Payments Score (Total IBE Payments)	Total Number of Workers	Total Hours Worked	Caucasian Hours	Total Minority Hours	Total Women Hours	Workforce Score (Total Hours Worked)	Caucasian %	Minority %	Women %	Ethnicity Score (Total Participation)
\$708,707.00	\$652,738.50	\$28,347.48	4.34%	F	0	0.00	0.00	0.00	0.00	N/A	0.00%	0.00%	0.00%	N/A

TS-677A SPARWICK - SF TSB Interim Deck Repairs on I-95														
Payments Summary					Workforce Hours Summary 13.62%					Ethnicity Participation Summary				
Total Contracts Value	Total Prime P / T / D	Total IBE P / T / D	Total IBE %	Payments Score (Total IBE Payments)	Total Number of Workers	Total Hours Worked	Caucasian Hours	Total Minority Hours	Total Women Hours	Workforce Score (Total Hours Worked)	Caucasian %	Minority %	Women %	Ethnicity Score (Total Participation)
\$999,656.00	\$999,656.00	\$999,656.00	100.00%	A+	8	580.00	501.00	79.00	0.00	C	86.38%	13.62%	0.00%	B

TS-687A CARR & DUFF - Lower Trenton Toll Supported Bridge Replacement of Sign Lighting Elements														
Payments Summary					Workforce Hours Summary 1.50%					Ethnicity Participation Summary				
Total Contracts Value	Total Prime P / T / D	Total IBE P / T / D	Total IBE %	Payments Score (Total IBE Payments)	Total Number of Workers	Total Hours Worked	Caucasian Hours	Total Minority Hours	Total Women Hours	Workforce Score (Total Hours Worked)	Caucasian %	Minority %	Women %	Ethnicity Score (Total Participation)
\$647,000.00	\$647,000.00	\$163,632.58	25.29%	B	14	2,734.00	2,693.00	41.00	0.00	F	98.50%	1.50%	0.00%	F

TS-699A CARR & DUFF LOWER TRENTON TSB APPROACH TRAFFIC SIGNAL EQUIPMENT UPGRADES														
Payments Summary					Workforce Hours Summary 28.52%					Ethnicity Participation Summary				
Total Contracts Value	Total Prime P / T / D	Total IBE P / T / D	Total IBE %	Payments Score (Total IBE Payments)	Total Number of Workers	Total Hours Worked	Caucasian Hours	Total Minority Hours	Total Women Hours	Workforce Score (Total Hours Worked)	Caucasian %	Minority %	Women %	Ethnicity Score (Total Participation)
\$161,150.37	\$161,150.32	\$61,169.00	37.96%	A	11	433.00	309.50	123.50	0.00	A	71.48%	28.52%	0.00%	A+

Delaware River Joint Toll Bridge Commission

Meeting of February 24, 2025

Completed Construction Projects - Summary's & Scores (IBE Payments, Workforce Hours & Ethnicity Participation)

Date: From 07/01/2014 To 01/31/2025

IBE Payments Legend	
Score Rankings	IBE Commitment Participation
A+	45% & above
A	35% to 44.9%
B+	30% to 34.9%
B	25% to 29.9%
C+	20% to 24.9%
C	15% to 19.9%
D+	10% to 14.9%
D	5% to 9.9%
F	4.9% & below

Total of all Primes Contract Values \$546,089,491.37

Total Payments to all Primes \$529,522,433.01

Total Payments to all IBEs \$106,092,678.02

IBE Target 25.00%

IBE Actual 20.04%

Workforce Utilization Legend		
Score Rankings	Workforce Commitment Participation	Ethnicity & Gender Participation
A+	30% & above	25% & above
A	25% to 29.9%	15% to 24.9%
B+	20% to 24.9%	over 15%
B	15% to 19.9%	10% to 14.9%
C+	10% to 14.9%	over 10%
C	10% to 14.9%	7.5% to 9.9%
D+	5% to 9.9%	over 7.5%
D	5% to 9.9%	5% to 7.4%
F	4.9% & below	4.9% & below

TTS-723A J FLETCHER CREAMER On Call Beam Guide Rail & Attenuator Replacement														
Payments Summary					Workforce Hours Summary 38.70%					Ethnicity Participation Summary				
Total Contracts Value	Total Prime P / T / D	Total IBE P / T / D	Total IBE %	Payments Score (Total IBE Payments)	Total Number of Workers	Total Hours Worked	Caucasian Hours	Total Minority Hours	Total Women Hours	Workforce Score (Total Hours Worked)	Caucasian %	Minority %	Women %	Ethnicity Score (Total Participation)
\$1,376,666.00	\$756,232.60	\$113,829.53	15.05%	C	55	2,315.50	1,419.50	896.00	0.00	A+	61.30%	38.70%	0.00%	A+

TTS-736A RCC BUILDERS & DEVELOPERS - (IBE) JOC for Building and Facility Work North Region														
Payments Summary					Workforce Hours Summary 48.50%					Ethnicity Participation Summary				
Total Contracts Value	Total Prime P / T / D	Total IBE P / T / D	Total IBE %	Payments Score (Total IBE Payments)	Total Number of Workers	Total Hours Worked	Caucasian Hours	Total Minority Hours	Total Women Hours	Workforce Score (Total Hours Worked)	Caucasian %	Minority %	Women %	Ethnicity Score (Total Participation)
\$3,000,000.00	\$68,665.26	\$68,665.26	100.00%	A+	2	334.00	172.00	162.00	0.00	A+	51.50%	48.50%	0.00%	A+

TTS-737A RCC BUILDERS & DEVELOPERS - Job Order Contracting for Building & Facility Work SOUTH REGION														
Payments Summary					Workforce Hours Summary 19.88%					Ethnicity Participation Summary				
Total Contracts Value	Total Prime P / T / D	Total IBE P / T / D	Total IBE %	Payments Score (Total IBE Payments)	Total Number of Workers	Total Hours Worked	Caucasian Hours	Total Minority Hours	Total Women Hours	Workforce Score (Total Hours Worked)	Caucasian %	Minority %	Women %	Ethnicity Score (Total Participation)
\$3,500,000.00	\$1,163,694.08	\$1,163,694.08	100.00%	A+	35	1,002.26	807.50	194.76	4.50	B	80.57%	19.43%	0.45%	A

**Delaware River Joint Toll Bridge Commission**

Meeting of February 24, 2025

**Completed Professional Services Projects Payments Detail Report**

Date: From 07/01/2014 To 01/31/2025

IBE Payments Legend	
Score Rankings	IBE Commitment Participation
A+	45% & above
A	35% to 44.9%
B+	30% to 34.9%
B	25% to 29.9%
C+	20% to 24.9%
C	15% to 19.9%
D+	10% to 14.9%
D	5% to 9.9%
F	4.9% & below

Summary	Contract Value	Prime P / T / D	IBE P / T / D	IBE Actual	Score
Professional and Construction Projects Totals	\$608,812,350.17	\$585,201,577.40	\$122,854,144.51	20.99%	C+
Professional Services Projects Totals	\$62,722,858.80	\$55,679,144.39	\$16,761,466.49	30.10%	B+

Prime Consultants	IBE Firm	Project Title	Contract Value	Prime P / T / D	IBE P / T / D	IBE Actual	Score
Burns Engineering, Inc.		C-508A BURNS - I-78 Maintenance Garage Expansion	\$717,042.74	\$717,042.74	\$305,795.94	42.65%	A
Gannett Fleming Inc. - Camp Hill, PA		C-644A GANNETT - I-78 Bridges & Approach Slab Rehabilitation	\$651,157.49	\$600,565.63	\$42,925.47	7.15%	D
Ammann & Whitney		C-650A AMMANN - Riverton / Belvidere TSB Critical Member Strengthening - Design	\$517,538.84	\$451,072.33	\$36,347.80	8.06%	D
Joseph Jingoli & Son, Inc.		C-657A JINGOLI - TOA / Building Construction Management Services - PA Assignment Level 3 Toll Bridge Facilities Energy Contract	\$300,000.00	\$297,447.96	\$13,380.00	4.50%	F
McCormick Taylor, Inc.		C-662A McCORMICK - SFB Replacement Public Involvement Services	\$1,800,016.87	\$1,566,323.71	\$382,985.84	24.45%	C+
Pennoni Associates Inc		C-663A PENNONI - SFB Replacement Project Traffic Engineering Services Pre-construction Traffic Study	\$248,468.49	\$237,424.67	\$118,547.24	49.93%	A+
Cherry, Weber & Associates, P.C.		C-684A-1/2 Van Cleef Engineering Associates, LLC - formally - CHERRY WEBER ENG.-General Engineering Services 2015-2018 Annual Inspections for contract C-684A-1	\$1,222,340.65	\$1,222,340.65	\$292,358.15	23.92%	C+
Johnson, Mirmiran and Thompson, Inc.		C-696A JMT - TOA / Engineering Services - PA Assignment	\$500,000.00	\$436,347.22	\$92,842.42	21.28%	C+
Rummel, Klepper and Kahl, LLP		C-701A RK&K - TOA / Engineering Services for Electronic Toll Collection Systems	\$500,000.00	\$461,812.98	\$91,464.15	19.81%	C
IH Engineers, P.C. (IBE Prime)	MBE	C-702B IH ENGS (IBE)- STRUCTURAL / CIVIL TASK ORDER AGREEMENT - NJ ASSIGNMENT	\$1,000,000.00	\$863,109.07	\$863,109.07	100.00%	A+
Urban Engineers, Inc.		C-703A URBAN - TOA / Construction Management Services for PA Assignment	\$500,000.00	\$445,990.62	\$89,676.75	20.11%	C+
USA Architects (IBE Prime)	SBE	C-707A USA - Commission Administration Building at Scudder Falls	\$1,376,451.71	\$1,376,354.11	\$1,376,354.11	100.00%	A+
Pennoni Associates Inc		C-715A PENNONI ASSOCIATES INC -Structural/Civil Task Order Agreement - PA Assignment	\$1,000,000.00	\$826,516.45	\$198,308.65	23.99%	C+
KS Engineers, P.C. (IBE Prime)	MBE	C-733A KS ENGINEERS, P.C. - CONSTRUCTION MANAGEMENT SERVICES TASK ORDER AGREEMENT FOR PROFESSIONAL ENGINEERING SERVICES	\$500,000.00	\$459,522.55	\$459,522.55	100.00%	A+
Pickering, Corts & Summerson, Inc. (IBE Prime)	SBE	C-757A - PICKERING, CORTS & SUMMERSON -- SBE - PROFESSIONAL ENGINEERING SERVICES FOR THE GENERAL ENGINEERING SERVICES 2021-2021 ANNUAL INSPECTION	\$1,280,000.00	\$531,101.62	\$531,101.62	100.00%	A+
Jacobs Engineering Group Inc.		CI-566A JACOBS - Portland / Columbia Toll Bridge Approach Roadways Improvements	\$532,349.00	\$476,991.53	\$144,473.11	30.29%	B+
Jacobs Engineering Group Inc.		CI-665A JACOBS - SFB Replacement Project Engineering Services for PA Noise Walls Construction	\$626,965.76	\$626,933.76	\$44,766.05	7.14%	D
TRC Engineers		CI-671A TRC - SFB Replacement Project Engineering Services for PA Approach Improvements	\$6,515,220.03	\$4,191,312.55	\$1,401,556.53	33.44%	B+
WSP/PARSONS BRINCKERHOFF, INC		CI-672A PARSONS (WSP) - SFB Replacement Project Engineering Services for Main River Bridge Replacement	\$7,776,718.32	\$5,398,968.46	\$1,398,298.09	25.90%	B
Gannett Fleming Inc. - Camp Hill, PA		CI-673A GANNETT - SFB Replacement Project Engineering Services for NJ Approach Construction	\$6,568,103.32	\$6,084,459.84	\$1,932,944.20	31.77%	B+
STV Inc. - Trenton, NJ		CM-508A STV - I-78 Maintenance Garage Expansion Engineering Services for Construction Management	\$586,402.81	\$582,335.21	\$44,851.79	7.70%	D
Greenman-Pedersen, Inc.		CM-644A GPI - I-78 Bridges and Approach Slabs Rehabilitation Construction Management / Inspection Services	\$1,545,442.08	\$1,429,603.53	\$266,934.72	18.67%	C
Greenman-Pedersen, Inc.		CM-664A GPI - SFB Replacement Project PA Noise Walls Construction Management Services	\$912,693.42	\$849,622.00	\$137,484.89	16.18%	C

\*Met or Exceeded the Target

\*Did Not Meet the Target

\*P/T/D = Paid To Date

**Delaware River Joint Toll Bridge Commission**

Meeting of February 24, 2025

**Completed Professional Services Projects Payments Detail Report**

Date: From 07/01/2014 To 01/31/2025

IBE Payments Legend	
Score Rankings	IBE Commitment Participation
<b>A+</b>	<b>45% &amp; above</b>
<b>A</b>	<b>35% to 44.9%</b>
<b>B+</b>	<b>30% to 34.9%</b>
<b>B</b>	<b>25% to 29.9%</b>
<b>C+</b>	<b>20% to 24.9%</b>
<b>C</b>	<b>15% to 19.9%</b>
<b>D+</b>	<b>10% to 14.9%</b>
<b>D</b>	<b>5% to 9.9%</b>
<b>F</b>	<b>4.9% &amp; below</b>

Prime Consultants	IBE Firm	Project Title	Contract Value	Prime P / T / D	IBE P / T / D	IBE Actual	Score
Hill International, Inc. - Philadelphia, PA		CM-669A HILL - SFB Replacement Project Construction Management Services	\$25,015,066.98	\$25,015,064.91	\$6,459,687.39	25.82%	B
Joseph Jingoli & Son, Inc.		CM-707A JINGOLI - Commission Administration Building at Scudder Falls - Construction Management Services	\$530,880.29	\$530,880.29	\$35,749.96	6.73%	D

\*Met or Exceeded the Target

\*Did Not Meet the Target

\*P/T/D = Paid To Date



**Delaware River Joint Toll Bridge Commission  
Meeting of February 24, 2025**

**MINORITY, WOMEN AND SMALL BUSINESS ENTERPRISE PROGRAM**

The Delaware River Joint Toll Bridge Commission implemented a one-year Minority Business Enterprise (MBE) pilot program, with a 7% participation goal, and the Women Business Enterprise (WBE) pilot program with a 3% goal. These goals applied to consultants and contractors' participating in the Commission's Capital Program and were effective on September 1, 2008.

At its December 2008 Commission Meeting, the Commission revised the pilot program to specify a 25% Small Business Enterprise (SBE) goal to New Jersey assigned consultant contracts in lieu of the previously specified 7% MBE and 3% WBE goals.

At its December 2010 Commission Meeting, due to the success of the Commission's MWSBE Pilot Program, the Delaware River Joint Toll Bridge Commission adopted a resolution for permanent status of the Minority Business Enterprise (MBE) program, with a 7% participation goal, and the Women Business Enterprise (WBE) program with a 3% goal, and the Small Business Enterprise (SBE) program with a 25% goal. These goals apply to consultants and contractors' participating in the Commission's Capital Program.

The Contract Compliance Department continues to monitor, update and analyze the payments for the MWSBE diversity program.

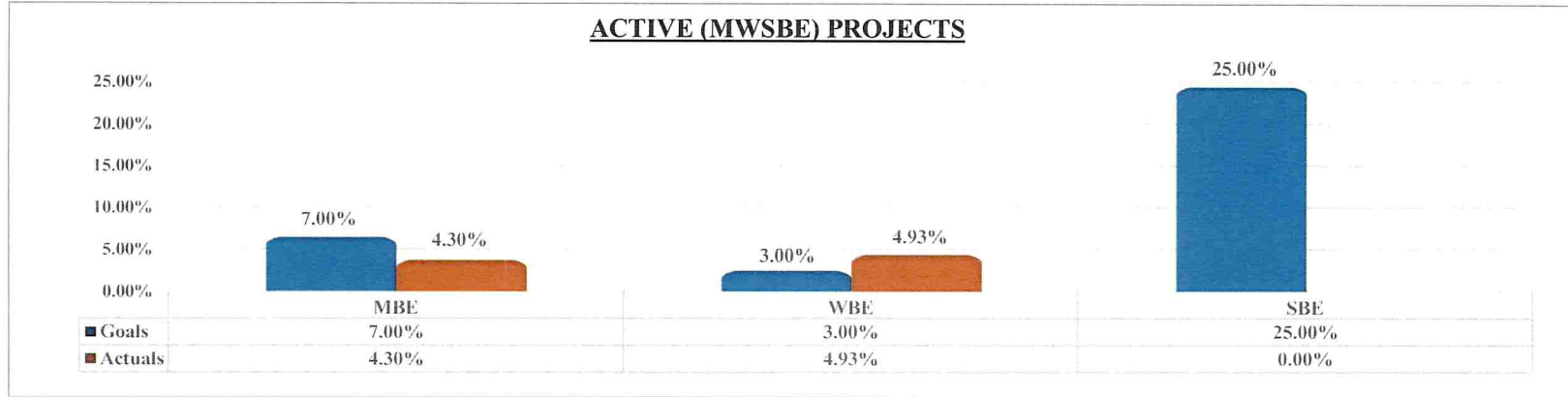
- a) PA Assigned Professional Services Contracts: 7% MBE and 3% WBE
- b) No State Assigned Professional Services Contracts: 7% MBE and 3% WBE
- c) Capital Plan Construction Contracts: 7% MBE and 3% WBE
- d) NJ Assigned Professional Services Contracts: 25% SBE

Numerous diversified businesses have benefited and continue to benefit from the Commission's previous M/W/SBE Program. The number of Contracts awarded during the MWSBE Program are as follows:

- Active Projects: 1
- Completed Projects: 76
- Total Capital Program Projects: 77
- Total Number of Contractors: 180

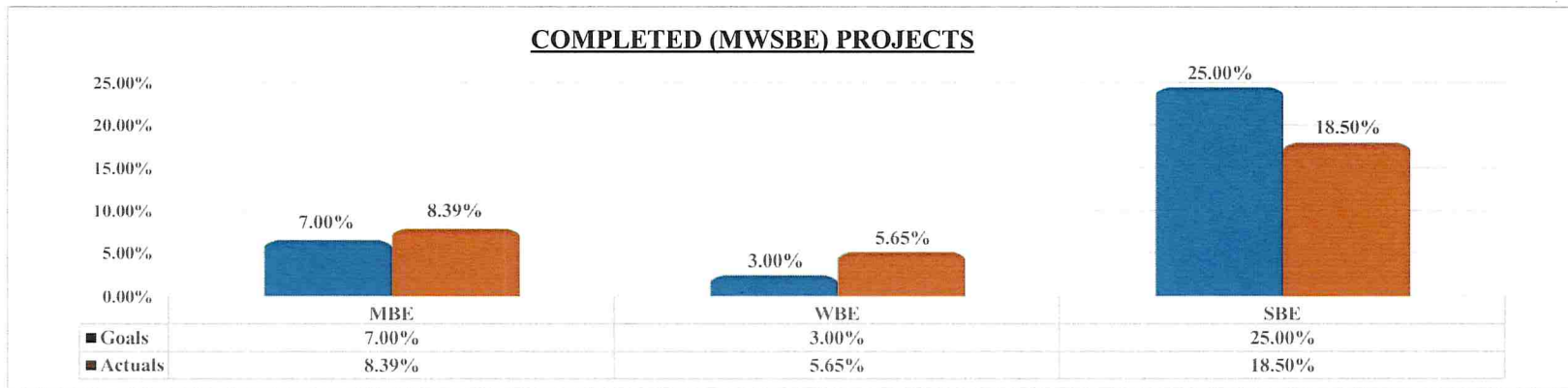
As of July 1, 2014 projects fall into the status now commonly referred to as **IBE (Identified Business Enterprise)** with a projected target to be or to exceed 25% of the total project award amount.

## ACTIVE and COMPLETED (MWSBE) PROJECTS PAYMENTS



M/WBE Actual Summary Totals	MBE		WBE		SBE Actual Summary Totals	SBE	
	ACTUAL	PAYMENTS	ACTUAL	PAYMENTS		ACTUAL	PAYMENTS
	\$2,832,944.72	4.30%	\$1,319,428.97	4.93%		\$1,513,515.75	\$0.00

PROJECT NO.	CONTRACTOR / CONSULTANT	PROJECT VALUE	TOTAL PAYMENTS TO DATE	MBE GOAL 7%	MBE PAYMENTS	WBE GOAL 3%	WBE PAYMENTS	SBE GOAL 25%	SBE PAYMENTS
C-502A	AECOM Transp.	\$ 30,397,000.00	\$ 30,700,924.23	4.30%	\$ 1,319,428.97	4.93%	\$ 1,513,515.75		\$ -



M/WBE Actual Summary Totals	MBE		WBE		SBE Actual Summary Totals	SBE	
	ACTUAL	PAYMENTS	ACTUAL	PAYMENTS		ACTUAL	PAYMENTS
	\$141,820,320.30	8.39%	\$11,903,166.05	5.65%		\$8,008,051.95	\$18,938,470.71

The details relative to the Completed Projects data above are available in the following page.

**Delaware River Joint Toll Bridge Commission  
Meeting of February 24, 2025**

**Minority, Women and Small Business Enterprise Payment Reporting**

**Completed Contracts**

\*Categories highlighted below indicates the Prime has either met or exceeded the target.

PROJECT NO.	CONTRACTOR / CONSULTANT	CONTRACT VALUE	MBE GOAL 7.0 %	MBE PAYMENTS	WBE GOAL 3.0 %	WBE PAYMENTS	SBE GOAL 25.0 %	SBE PAYMENTS
DB-427B	A.P. Construction	\$ 4,356,866.00	10.00%	\$ 435,686.60	7.30%	\$ 318,051.22		
T/TS-573A	A.P. Construction	\$ 7,823,588.00	7.69%	\$ 601,633.92	4.92%	\$ 384,920.53		
T-440BR	A.P. Construction	\$ 4,608,295.33	11.70%	\$ 539,170.55	7.33%	\$ 337,788.05		
TTS-476A-2	A.P. Construction	\$ 3,511,153.06	7.20%	\$ 252,803.02	5.50%	\$ 193,113.42		
T-472A	Allied Painting	\$ 15,595,983.76	9.70%	\$ 1,512,810.42	15.00%	\$ 2,339,397.56		
C-443A	Ammann & Whitney	\$ 770,909.81	10.00%	\$ 77,090.98	14.00%	\$ 107,927.37		
C-445A	Ammann & Whitney	\$ 920,304.08	7.20%	\$ 66,261.89	3.20%	\$ 29,449.73		
C-629B	Michael Baker	\$ 500,000.00					2.79%	\$ 13,937.96
T-474A	Bracy Contracting	\$ 2,660,000.00	6.05%	\$ 160,930.00	2.87%	\$ 76,342.00		
C-474A	Brinjac	\$ 287,603.87	8.00%	\$ 23,008.31	9.00%	\$ 25,884.35		
C-627A	Buchart Horn	\$ 132,374.35						
C-598A	Burns Group	\$ 408,272.00					8.00%	\$ 32,661.76
C-454A	Carroll Engineers	\$ 500,000.00	18.10%	\$ 90,500.00	5.90%	\$ 29,500.00		
C-543A	Cherry Weber	\$ 612,233.00					28.30%	\$ 173,261.94
C-639A	Cherry Weber	\$ 401,455.40	18.10%	\$ 72,663.43	5.90%	\$ 23,685.87		
T-498A	Cornell & Co.	\$ 1,999,015.22	9.30%	\$ 185,908.42	6.30%	\$ 125,937.96		
T-554A	Dayspring Electric	\$ 232,117.66						
C-628A	Dewberry	\$ 474,625.86	9.69%	\$ 46,014.78	13.27%	\$ 62,999.77	9.12%	\$ 43,294.17
C-454B	French & Parello	\$ 500,000.00					17.00%	\$ 85,000.00
C-627B	French & Parello	\$ 276,851.59					5.70%	\$ 28,487.21
C-453A	Gannett Fleming	\$ 1,000,000.00	5.33%	\$ 53,300.00	0.87%	\$ 8,700.00		\$ -
C-598B	Gannett Fleming	\$ 367,353.90					8.95%	\$ 32,878.17
C-566A	Greenman Pedersen	\$ 350,675.02	9.54%	\$ 33,464.64	0.83%	\$ 2,924.37		\$ -
C-599B	Greenman Pedersen	\$ 1,000,000.00					4.00%	\$ 40,000.00
CM-437A	Greenman Pedersen	\$ 2,559,020.59					19.50%	\$ 499,009.02
CM-440B	Greenman Pedersen	\$ 753,336.71					17.64%	\$ 132,888.60
T-441A	H & G Contractors	\$ 1,586,698.00	6.60%	\$ 104,722.07	1.57%	\$ 24,911.16		
C-530A	Hill International	\$ 400,000.00	2.50%	\$ 10,000.00				
CM-427B	Hill International	\$ 629,749.00					13.60%	\$ 85,645.86
CM-447B	Hill International	\$ 973,401.52	4.10%	\$ 39,909.46	2.10%	\$ 20,441.43		
CM-442A	Hill International	\$ 319,826.73					25.14%	\$ 80,404.44
CM-573A	Hill International	\$ 1,038,384.48	6.20%	\$ 64,379.84	5.80%	\$ 60,226.30		
C-629A	Hill International	\$ 147,560.34					13.66%	\$ 40,993.70
T-506A	HRI	\$ 13,727,411.69	7.17%	\$ 984,255.42	2.91%	\$ 399,467.68		
TS-505A	IEW	\$ 661,352.00	55.00%	\$ 363,743.60	8.93%	\$ 59,058.73		
DB-563A	J. Fletcher Creamer	\$ 1,283,717.00	15.00%	\$ 192,557.55	4.00%	\$ 51,348.68		
TTS-634AR	J. Fletcher Creamer	\$ 896,808.00	8.35%	\$ 74,885.53	0.42%	\$ 3,755.75		
T-437A	J.D. Eckman	\$ 24,412,321.90	7.48%	\$ 1,826,041.68	3.04%	\$ 742,134.59		
C-549AR	Jacobs Engineering	\$ 445,549.98	8.02%	\$ 35,745.16	3.11%	\$ 13,866.11		
TS-442A	James A. Anderson	\$ 2,149,268.62	6.30%	\$ 135,403.92	1.30%	\$ 27,940.49		
TS-443A	James A. Anderson	\$ 2,461,975.00			6.10%	\$ 150,180.48		
T-543A	James D. Morrissey	\$ 6,683,640.40	4.80%	\$ 320,814.74	8.64%	\$ 577,466.53		
CM-444A	JMT	\$ 905,196.00	9.50%	\$ 85,993.62	2.80%	\$ 25,345.49		
CM-506A	JMT	\$ 1,459,000.00	7.65%	\$ 111,613.50	2.40%	\$ 35,016.00		
CM-543A	JMT	\$ 752,729.58					30.60%	\$ 230,335.25
C-506A	K.S. Engineers	\$ 1,156,622.33	63.38%	\$ 733,067.23	13.44%	\$ 155,450.04		
TTS-476A-1	Kyle Conti	\$ 4,128,641.00	0.09%	\$ 3,715.78	9.00%	\$ 371,577.69		
C-628B	Louis Berger Group	\$ 781,897.95					9.21%	\$ 92,111.29
DB-562A	M.L. Ruberton	\$ 344,492.68	8.30%	\$ 28,592.89	3.80%	\$ 13,090.72		
T-475A	Miniscalco	\$ 68,229.51	2.25%	\$ 1,535.16	1.20%	\$ 818.75		
TS-445A	Neshaminy Contractors	\$ 6,285,926.10	16.90%	\$ 1,062,321.51	2.70%	\$ 169,720.00		
TS-447B	Neshaminy Contractors	\$ 8,955,586.24	8.60%	\$ 770,180.42	2.58%	\$ 231,054.12		
C-437B	Parsons Brinkerhoff	\$ 2,254,674.00					22.54%	\$ 508,203.52
C-437A	Pennonni Associates	\$ 764,181.39					24.00%	\$ 183,403.53
C-455B	Remington & Vernick	\$ 400,000.00					2.49%	\$ 9,960.00
TS-444A	Road-Con	\$ 7,814,850.68	4.87%	\$ 380,583.23	0.31%	\$ 24,226.04		
T-639A	Road-Con	\$ 3,324,313.00			13.90%	\$ 462,079.51		
C-621A	Rummel, Klepper & Kahl	\$ 487,881.64	9.01%	\$ 43,941.24	3.16%	\$ 15,427.54		
T-624A	Sparwick	\$ 874,601.00	7.60%	\$ 66,469.68	0.75%	\$ 6,559.51		
C-440B	Stantec	\$ 728,011.79	4.75%	\$ 34,580.56	2.80%	\$ 20,384.33		
C-440A	Stantec	\$ 405,011.03	4.80%	\$ 19,440.53	6.60%	\$ 26,730.73		
C-600A	STV	\$ 800,000.00					12.60%	\$ 100,800.00
CM-472A	STV	\$ 1,728,385.40					23.80%	\$ 411,355.73
CM-474A	STV	\$ 291,172.17						
C-538A	STV	\$ 500,000.00	1.25%	\$ 6,250.00	31.20%	\$ 156,000.00		
CM-443A	STV	\$ 204,152.63	16.75%	\$ 34,195.57	11.00%	\$ 22,456.79		
CM-445A	STV	\$ 682,064.44					26.00%	\$ 177,336.75
CM-498A	STV	\$ 571,665.66	12.00%	\$ 68,599.88	2.40%	\$ 13,719.98		
C-453B	T & M Associates	\$ 1,000,000.00					18.90%	\$ 189,000.00
C-07-11	Transystems	\$ 747,493.55					21.05%	\$ 157,347.39
C-447B	Transystems	\$ 666,016.64	8.00%	\$ 53,281.33	2.00%	\$ 13,320.33		
CM-476A	Trumbull	\$ 699,250.00	13.60%	\$ 95,098.00	6.10%	\$ 42,654.25		
C-505A	Urban Engineers	\$ 154,598.70					36.50%	\$ 56,428.53
C-539A	URS Corporation	\$ 265,070.69						

**DELAWARE RIVER JOINT TOLL BRIDGE  
COMMISSION  
Meeting of February 24, 2025**

**OPERATIONS**

**INDEX FOR**

**TRAINING AND EMPLOYEE SAFETY**

<b>SUBJECT</b>	<b>DESCRIPTION</b>	<b>PAGE NUMBER</b>
Training & Employee Safety	Status Reports Month of January 2025	1 of 1

DELAWARE RIVER JOINT TOLL BRIDGE COMMISSION

TRAINING AND EMPLOYEE SAFETY DEPARTMENT

MONTH OF January 2025

The activities delineated below represent meetings, communications, tasks, and accomplishments of the Training and Employee Safety Department for the Month of January 2025

- 01/06: Assisted with CAD/RMS Training at Scudder Falls (Day 1)
- 01/07: Attended/participated in Departmental Staff Meeting via Microsoft Teams
- 01/07: Assisted with CAD/RMS Training at Scudder Falls (Day 2)
- 01/08: Assisted with CAD/RMS Training at Scudder Falls (Day 3)
- 01/09: Attended/participated in the Staff Meeting via Microsoft TEAMS
- 01/10: Meeting with TES personnel @ SF to discuss ADP course initiatives
- 01/14: Meeting with TES Staff @ EP to discuss rollout of "Active Threat" training
- 01/15: Assisted EZ Pass Personnel with IPfone System training @ Scudder Falls (Day 1)
- 01/16: Conducted First Aid/AED Checks at facilities in the Southern Region
- 01/16: Assisted EZ Pass Personnel with IPfone System training @ Scudder Falls (Day 2)
- 01/16: Snow Blower Operation and Safety training @ the SRMC for Custodial Personnel
- 01/17: Assisted EZ Pass Personnel with IPfone System training @ Scudder Falls (Day 3)
- 01/21: TES members discussed harness training options w/representatives from FallProof Systems at their Trenton, NJ Facility
- 01/21: Conducted First Aid/AED Checks at facilities in the Northern Region
- 01/23: Workplace Safety Committee Meeting at SF (New member certification)
- 01/24: Meeting w/Grainger representative to discuss Safety Shoe Program invoicing
- 01/27: Facilitated promotional classes @ EP for CC and Toll Lt. vacancies
- 01/28: PSBS In-Service Training discussion at EP
- 01/30: Facilitated promotional class @ EP for Toll Corporal vacancies (CR)
- 01/30: Facilitated promotional class @ SF for Toll Corporal vacancies (SR)
- 01/30: Conducted First Aid/AED Checks in the Central Region
- 01/31: Proctored the Control Ctr/Toll Lt. Exams at NHL

# **DELAWARE RIVER JOINT TOLL BRIDGE COMMISSION**

**Meeting of February 24, 2025**

## **COMMUNICATIONS**

The following Pages reflect the reports on those items assigned to the Communications Department. Each item is reported separately and page numbered accordingly.

**DELAWARE RIVER JOINT TOLL BRIDGE COMMISSION**  
**Meeting of February 24, 2025**

**OPERATIONS INDEX**  
**FOR**  
**COMMUNICATIONS**

<b>SUBJECT</b>	<b>DESCRIPTION</b>	<b>PAGE NUMBER</b>
Communications	Status Report Month of January 2025	1-3

# DELAWARE RIVER JOINT TOLL BRIDGE COMMISSION

Meeting of February 24, 2025

## COMMUNICATIONS REPORT

January 2025

- **COMMISSION AWARENESS EFFORTS:**

**Toll Conversion/AET in Place** – Worked with Chip Stracciolini of the engineering department to size and print large signs for installation at toll booths being converted to cashless collections. Various toll personnel assisted in providing safe access to toll booths. This type of installation was done because prior vinyl adhesions for the June toll plaza conversions would have been compromised in the cold weather. Continued work with Alex Styer of Bellevue Communications – the Commission’s media consultant – to place billboard advertisements at approaches of Trenton-Morrisville, I-78, Easton-Phillipsburg, and Delaware Water Gap toll bridges. After conversion went into effect January 13, a limited number of billboards were changed to a cost-comparison message highlight savings of E-ZPass versus TOLL BY PLATE. The DRJTBC website was updated at significant junctures of this process, notably the toll rates schedule, E-ZPass, and TOLL BY PLATE pages. A variety of pop-up messages and horizontal scroll messages were posted before and after the conversion. Later provided “keep moving” signs for front windows for all toll booths except for those at T-M, which are angled.

**New Hope-Lambertville Toll-Supported Bridge Rehabilitation Project and Unforeseen Structural Issue** – Drafted press releases and posted social-media items regarding a shutdown of the New Hope-Lambertville Toll Supported Bridge that originally was anticipated to last two weeks. Posted progress photos and other updates as the work progressed, generating generally appreciative comments for the public. The exigent work involving removal and replacement of a deteriorated structural pin was completed ahead of schedule and the bridge reopened to pedestrians on January 22 and PA-bound motorists on January 23. A temporary shuttle service for pedestrians ended during overnight hours on January 24. Prior to the continuous bridge closure, a public-awareness campaign was conducted to alert motorists and business to a temporary four-hour-long closure of the bridge’s road deck during midday hours on January 6. This short-duration closure was needed to tension a temporary stabilization device on the bridge for the following week’s pin-replacement repair. The bridge is now on a path to fully reopen on or about Feb. 14, with periodic weekday alternating single-lane travel into the spring. The

**Uhlerstown-Frenchtown Bridge Rehabilitation Project** – Drafted and issued a press release announcing that the 2025 Uhlerstown-Frenchtown Bridge Rehabilitation Project’s travel impacts could begin on or about February 13. The press release noted that the bridge’s walkway would initially remain open, but would close for replacement at a later date. The release included information on an uninterrupted detour of Pennsylvania-bound traffic via the Upper Black Eddy-Milford Toll-Supported Bridge upstream. A detour map was distributed with the press release. The announcement was coupled with a series of updates to the project-specific webpage on the Commission’s website.

- **MEDIA RELATIONS:**

**Hot Topics:** New Hope-Lambertville Toll-Supported Bridge closure confirmed for Monday as repairs continue; expect this popular bridge (NH-LTSB) to finally reopen soon; Bucks County



**DELAWARE RIVER JOINT TOLL BRIDGE COMMISSION**  
**Meeting of February 24, 2025**

bound bridge closure from NJ still a go for Monday; New Hope-Lambertville Bridge to close for 4 hours; cash toll payers urged to get E-ZPass before onset of all-electronic tolling at Trenton-Morrisville, I-78, Easton-Phillipsburg, Delaware Water Gap toll bridges; toll booths going cashless at Trenton-Morrisville Bridge, other Delaware River Crossings; two-week-long New Hope-Lambertville Bridge shutdown to begin 6 a.m. Monday, January 13; Leave your money at home: bridges going cashless this weekend; Reminder: toll bridges from New Jersey to Lehigh Valley to stop accepting cash Sunday night; Lambertville-New Hope bridge will be closed for two weeks beginning January 13; cash tolling ends Sunday night on Delaware River toll bridges; New Hope-Lambertville Bridge closing for two weeks beginning Jan. 13; New Hope-Lambertville toll bridge closed to all traffic for 2 weeks for repairs; 4 bridges in New Jersey now collecting tolls electronically; Trenton-Morrisville Bridge goes cashless; NEARBY: Trenton-Morrisville Bridge moves to entirely cashless tolling; 4 toll bridge between PA, NJ go cashless; Busy bridge between New Hope, NJ closes due to rusty 120-year-old pin (note: Commission never cited rust as the issue causing the pin's deterioration); four high-trafficked New Jersey toll bridges no longer accepting cash; change to payment methods; Cashless tolls being enforced at these bridges between Pennsylvania, New Jersey; Deteriorated pin connection removed from New Hope-Lambertville Bridge; Heads up: 4 busy bridges getting rid of cash tolls; New Hope-Lambertville toll bridge (note: error) marks major milestone with new pin installation, partial reopening possible before Jan. 27; Pedestrian walkway reopening Wednesday, PA-bound traffic to resume Thursday at New Hope-Lambertville toll bridge (note: error); Pedestrian walkway reopens today at New Hope-Lambertville Bridge; New Hope-Lambertville Bridge partially reopens ahead of schedule. What to know; New Hope-Lambertville Bridge courtesy shuttle to end service; New Hope-Lambertville bridge reopened to Pennsylvania-bound traffic; New Hope-Lambertville Bridge back open to traffic into PA; Traffic at Delaware River Joint Toll Bridge Commission Bridges rises in 2024; Uninterrupted 9-month traffic detour for PA-bound drivers to begin on or about Feb. 13 at Uhlerstown-Frenchtown Bridge; Uhlerstown-Frenchtown Bridge detour will begin in February for nine months; Easton-Phillipsburg 'free bridge' lit up for Super Bowl-bound Eagles; The Delaware River Joint Toll Bridge Commission will be making repairs to Snyder Street near the Route 22 Toll Bridge (City of Easton X post); Upper Makefield will need to tackle some big issues this year; Washington Crossing Bridge at night video posted on YouTube.

- **WEBSITE:**

Posted scroll and popup homepage alerts regarding Jan. 6 four-hour-long NH-L bridge roadway closure; posted various traffic alerts; updated current toll rates, E-ZPass, TOLL BY PLATE webpages; posted various updates and popups regarding I-78 project travel restrictions, New Hope-Lambertville bridge project, cashless tolling, and late-January Snyder Street work; made various website corrections flagged by Chip Stracciolini of engineering department; updated the Traffic Counts webpage replete with citations of various projects/detours/overriding conditions affecting the counts; uploaded and posted the 2024 inspection report; extracted the inspection report's cover as a jpeg file, subsequently uploading and posting it on the website; updated Vice-Chairwoman Janvey's municipality of residency; upload and post November and December Contract Compliance reports; updated the Uhlerstown-Frenchtown Bridge project webpage; inserted meeting notice, Teams meeting link, teleconferencing info, and meeting agenda onto the Public Access-Commission

**DELAWARE RIVER JOINT TOLL BRIDGE COMMISSION**  
**Meeting of February 24, 2025**

Meetings webpage for the January 27; updated the New Hope-Lambertville project webpage's two-week lookahead section on a weekly basis;

- **COMMUNITY AFFAIRS** (Please refer to Community Affairs report):  
Provided Skinners Falls Bridge (NY-PA crossing) information to Community Affairs Director Jodee Inscho; edited Uhlerstown-Frenchtown project fact sheet.

**INTERNAL/EXTERNAL COMMUNICATIONS**

- Recorded a total of 20,253 sessions (visits) to Commission's website – [www.drjtbc.org](http://www.drjtbc.org) – during January 2025. That's an increase over the 15,186 recorded in December 2024, but a slight decrease from the 20,618 recorded in January 2024. Most visited webpages during January were TOLL BY PLATE, the New Hope-Lambertville Bridge Rehabilitation Project; current toll rates, career opportunities, truck permit application and E-ZPass information.
- Drafted and issued 10 press releases in January. The bulk of these pertained to the cashless tolling conversions of the heavy-traffic-volume highway toll bridges and the New Hope-Lambertville Toll-Supported Bridge Rehabilitation Project and the bridge's pin-replacement process. A press release announcing the upcoming start of the Uhlerstown-Frenchtown Toll-Supported Bridge Rehabilitation Project also was issued.
- Interviewed by WRNJ news department for segment on mid-day January 6 New Hope-Lambertville Bridge closure.
- Drafted 2024 annual report outline and vetted with applicable colleagues.
- Contacted newspapers.com for refund of incorrectly applied tax on subscription.
- Drafted 2024 staff listing for annual report.
- Responded to public inquiry (Shipley) regarding viral video of blast plates beneath the Delaware Water Gap Toll Bridge.
- Researched the identity of a Michigan toll agency that offers E-ZPass service and shared the results with Chip Stracciolini of the engineering department.
- Responded to Bucks Courier Times reporter Lacey Latch regarding New Hope-Lambertville Bridge closures.
- Contacted AECOM project manager Chris Rood regarding prospective 2024 annual report item.
- Extracted and forwarded Commission D logo to executive director.
- Crafted variable message sign (VMS) alerts for NH-L bridge closures; coordinated with John Anderson and Charles "Rick" Slack at NH-L maintenance.
- Applied window treatments to most of the toll booths at T-M, I-78, E-P, and DWG; this involved acquisition of transparent tape and travel to these locations.
- Drafted various Facebook posts for New Hope-Lambertville rehabilitation project, the cashless tolling conversion of high-volume bridges, and the Uhlerstown-Frenchtown project.
- Discussed the progression of prospective dam projects along the Delaware River with author and former Pocono Record reporter Dave Pierce.
- Edited no-cash-service sign drafted by Director of Toll Operations Michele Gara.
- Forwarded final round of toll conversion cards.
- Submitted correction to U.S. Senate regarding a former New Jersey interim senator (Baird) who was wrongly identified as a former member of the Delaware River Joint Toll Bridge

**DELAWARE RIVER JOINT TOLL BRIDGE COMMISSION**  
**Meeting of February 24, 2025**

Commission – he was actually a member of the Delaware River Bridge Joint Commission, the predecessor to today’s Delaware River Port Authority.

- Retrieved and shared First Circuit U.S. Court of Appeals decision regarding replacement of a deteriorated functionally obsolete truss bridge that had been contested on grounds of alleged historical significance.
- Edited draft round-two electronic billboard submissions from Bellevue Communication’s Alex Styer.
- Uploaded to Dropbox various progress photos of the New Hope-Lambertville Bridge pin replacement and forwarded to Alex Styer for media distribution purposes.
- Addressed Google access issue with John Bencivengo of Information Technology, Justin Bowers of Engineering, and Alex Styer of Bellevue Communications.
- Renewed membership access to Bucks County Historical Society library.
- Responded to public inquiry regarding purported ice-jam blasting attempts many decades ago (Sanderson).
- Drafted annual report article on 90<sup>th</sup> anniversary of Upper Black Eddy-Milford Bridge’s opening; wrote sidebar on bridge tender Levi Headman’s death in 1831 and retrieved photograph of his gravestone.
- Calculation annual average daily traffic figures for 2024 at Commission’s 18 vehicular bridges; vetted with Chip Stracciolini and Steve Wells, Jr. in the engineering department.
- Researched and drafted 2024 annual report item on April’s earthquake and Commission’s response of bridge inspections; drafted a sidebar article on a viral video of rusted superfluous blast plates below the Delaware Water Gap Toll Bridge.
- U the .
- E-mailed various project and detour alerts/releases/photos to local media outlets.
- Attended post-toll-conversion review meeting.
- Compiled photographs of Eagles green lighting scheme at Northampton Street Bridge and forwarded to WFMZ/Channel 69, which aired a brief item on the lighting scheme and posted photographs to its social media outlets.
- Updated the DRJTBC page for the annual New Jersey Legislative Manual.
- Reviewed July, August, and September 2023 news clip packets for uploading to the Commission’s internal intranet.
- Attend pre-AET conversion planning review meeting.

**DELAWARE RIVER JOINT TOLL BRIDGE COMMISSION**

**Meeting of February 24, 2025**

**OPERATIONS INDEX  
FOR  
COMMUNITY AFFAIRS**

<b>SUBJECT</b>	<b>DESCRIPTION</b>	<b>PAGE NUMBER</b>
Community Affairs	Status Report Month of January 2025	1-2

## **Community Affairs Report January 2025**

The following Community Affairs activities took place during January 2025:

### **New Hope-Lambertville Toll Supported Bridge Rehabilitation Project**

Attended bi-weekly progress meetings. Provided updates to local officials and community organizations in advance of and during 10-day closure in January. Coordinated shuttle service during the closure and was in contact throughout.

Designed signage for new state-line designation, conferring with Langhorne maintenance sign-maker Mike Paleafico. Signage is being used because the bridge's new walkway surface is not ideal for a painted line and corresponding lettering and images.

Responded to various questions and comments from the public and local officials regarding the project's status, the two-week closure, and estimated completion date.

### **Uhlerstown-Frenchtown Toll-Supported Bridge Rehabilitation**

Received and responded to questions from the public and local officials regarding the project's status. Worked with public involvement team from WSP to update the fact sheet in anticipation of start of construction activities and travel impacts. Received requests from Tinicum Township for response to their concerns submitted during the public hearing period; referred them to the published responses documents on the project webpage.

### **Washington Crossing Toll-Supported Bridge Alternatives Analysis**

Participated in both general project meetings and Public Involvement discussions. No significant amount of public comment during this period.

### **All-Electronic Tolling**

Provided notice of change in procedure to military agencies that have had convoys travel over Commission bridges in the past. Replied to questions from the public on cashless tolling conversion and TOLL BY PLATE. Created preliminary designs for Customer Service Center signage.

### **Bridge/Sign lighting**

Coordinated requests for light shows for both "Trenton Makes" sign and Northampton Street Bridge with technical assistance from Justin Bowers in the Engineering Department. Shows in January included holidays and several other disease awareness campaigns. Shows scheduled for February include Super Bowl (Eagles green), Lincoln and President Day holidays, awareness of epilepsy, bile duct cancer, eating disorders, and rare disease day.

DELAWARE RIVER JOINT TOLL BRIDGE COMMISSION  
Meeting February 24, 2025

**Various Community Affairs activities**

Handled a wide assortment of community affairs tasks during the month, including:

- Replied to communications from the public concerning TOLL BY PLATE bills received from emergency services, faded center line on the Calhoun Street Bridge's road deck, film crew at Northampton Street Bridge, cycling regulations on various bridges, roadway lighting on Route 22 (referred to PennDOT).
- Neighbor at Trenton-Morrisville called regarding construction workers arriving on site and creating noise extremely early in the morning. Relayed to Rany Zakharia, who reminded contractor of allowed work hours. Nothing further from neighbor.
- Provided information to PSBS regarding community events.
- Assisted the Communications Department by proofreading various news releases and communications, and editing/enhancing various images

# **DELAWARE RIVER JOINT TOLL BRIDGE COMMISSION**

**Meeting of February 24, 2025**

## **ENGINEERING**

The following Pages reflect the reports on those items assigned to the Engineering Department. Each item is reported separately and page numbered accordingly.

**DELAWARE RIVER JOINT TOLL BRIDGE COMMISSION**  
**Meeting of February 24, 2025**  
**PROJECT STATUS REPORT**

<b>FACILITY</b>	<b>PM/PAM</b>	<b>CONTRACT DESCRIPTION</b>	<b>PAGE NO.</b>
<b>Trenton-Morrisville Toll Bridge/Langhorne</b>	RJZ/KMS	<b>Southern Operations &amp; Maintenance Facilities Improvements</b> <ul style="list-style-type: none"> <li>• Design, C-519A</li> <li>• CM/CI Services, CM-519A</li> <li>• Construction, T-519A</li> </ul>	1
	EVO/SJB	<b>TM TB Roadway Pavement and Deck Sealing Improvements</b> <ul style="list-style-type: none"> <li>• Design, TOA No. C-788A-1</li> <li>• CM/CI Services, TOA No. C-772A-2</li> <li>• Construction, T-746A</li> </ul>	2
<b>Lower Trenton Toll-Supported Bridge</b>	SJB/KMS	<b>Lower Trenton TSB Truck Warning System (Pilot) &amp; NJ Bridge Monitor Shelter</b> <ul style="list-style-type: none"> <li>• Final Design, TOA No. C-771A-7</li> </ul>	4
<b>Calhoun Street Toll-Supported Bridge</b>	HDH/MEM	<b>Decorative Knee Brace Replacement</b> <ul style="list-style-type: none"> <li>• Design, TOA No. C-788A-2</li> </ul>	5
<b>Scudder Falls Toll Bridge</b>	SJB/KMS	<b>Scudder Falls Bridge Replacement Project</b> <ul style="list-style-type: none"> <li>• Final Design, C-660A</li> <li>• Construction, T-668A</li> </ul>	5
	SJB/KMS	<b>DMC Services for T-668A Construction of the SFB Project</b> <ul style="list-style-type: none"> <li>• Oversight of Final Design, TOA No. C-502A-1M</li> </ul>	6
<b>Washington Crossing Toll-Supported Bridge</b>	WMC/KMS	<b>Washington Crossing Bridge Replacement</b> <ul style="list-style-type: none"> <li>• Preliminary Engineering /Environmental Documentation, C-697A</li> </ul>	7
	VMF/SJB	<b>PA Oversized Vehicle Protection Structure Evaluation &amp; Design</b> <ul style="list-style-type: none"> <li>• Design, TOA No. C-769A-5</li> </ul>	7
<b>New Hope-Lambertville Toll-Supported Bridge</b>	MEM/SJB	<b>NH-L TSB Rehabilitation</b> <ul style="list-style-type: none"> <li>• Design, C-694A</li> <li>• CM/CI Services, CM-694A</li> <li>• Construction, TS-694A</li> </ul>	8
<b>New Hope-Lambertville Toll Bridge</b>	MEM/KMS	<b>NH-L TB Stone Veneer Replacement</b> <ul style="list-style-type: none"> <li>• Design, TOA No.C-704A-2</li> </ul>	9
	VMF/MEM	<ul style="list-style-type: none"> <li>• CI Services, TOA No. C-772A-3</li> <li>• Construction, JOC No. T/TS-735A-013</li> </ul>	10
	CAS/KMS	<b>NH-L TB All Electronic Tolling (AET) Conversion Design</b> <ul style="list-style-type: none"> <li>• Contract No. C-754A</li> </ul>	11
<b>Centre Bridge-Stockton Toll-Supported Bridge</b>	HDH/MEM	<b>CB-S TSB Bearing and Bridge Seat Rehabilitation</b> <ul style="list-style-type: none"> <li>• Design, TOA No. C-769A-2</li> </ul>	11
<b>Lumberville-Raven Rock Toll-Supported Bridge</b>	JRB/SJB	<b>L-RR TSPB Concept Design for Architectural Lighting &amp; Electronic Surveillance/Detection System Installation</b> <ul style="list-style-type: none"> <li>• Concept Design, TOA No. C-771A-4</li> </ul>	12
<b>Uhlerstown-Frenchtown Toll-Supported Bridge</b>	MEM/KMS	<b>Uhlerstown-Frenchtown TSB Rehabilitation</b> <ul style="list-style-type: none"> <li>• Design, C-642A</li> <li>• CM/CI Services, CM-642A</li> <li>• Construction, TS-642A</li> </ul>	13

*Facilities are listed South to North*

*The first set of initials indicate the Project Manager and the second set of initial indicate the Program Manager*

Project Manager Legend

Program Manager Legend

WMC – M. Cane  
HDH – D. Hettema  
JRB – J. Bowers

CLR – C. Rood  
VMF-Vincent Fischer  
EVO – E. Van-Otoo

KMS – K. Skeels  
SJB – S. Burke

MEM – M. McCandless  
CAS – C. Stracciolini  
RJZ – R. Zakharia



**DELAWARE RIVER JOINT TOLL BRIDGE COMMISSION**  
**Meeting of February 24, 2025**  
**PROJECT STATUS REPORT**

<b>FACILITY</b>	<b>PM/PAM</b>	<b>CONTRACT DESCRIPTION</b>	<b>PAGE NO.</b>
<b>Interstate-78 Toll Bridge</b>	WMC/SJB	<b>I-78 TB Joint Rehabilitation &amp; Miscellaneous Work</b> <ul style="list-style-type: none"> <li>• Design and Construction Inspection, TOA No. C-769A-4</li> </ul>	14
	CLR/SJB	<b>I-78 NJ Roadway Rehab and Power &amp; Communication Infrastructure Upgrades</b> <ul style="list-style-type: none"> <li>• Design, C-766A</li> <li>• Construction Management/Construction Inspection, CM-766A</li> <li>• Construction, T-766A</li> </ul>	14
<b>Riverton-Belvidere Toll-Supported Bridge</b>	EVO/HDH/MEM	<b>Northwest &amp; Southwest Wingwalls Rehabilitation</b> <ul style="list-style-type: none"> <li>• Construction, JOC No. T/TS-784A-001</li> </ul>	16
<b>Delaware Water Gap Toll Bridge</b>	CLR/RJZ	<b>DWG Space Utilization Program Study including New Salt Storage and Equipment Storage Buildings</b> <ul style="list-style-type: none"> <li>• Design, C-771A-8</li> </ul>	17
<b>Milford-Montague Toll Bridge</b>	HDH/MEM	<b>Structural Analysis and Repairs</b> <ul style="list-style-type: none"> <li>• Design, TOA C-788A-4</li> </ul>	17
<b>Multiple Facilities and/or Commission-Wide</b>	SJB/KMS	<b>Capital Program Management Consultant (CPMC) &amp; Design Management Consultant (DMC) Services for the I-95/Scudder Falls Bridge Improvement Project</b> <ul style="list-style-type: none"> <li>• CPMC Services 2024 through 2028, C-502A-1N</li> </ul>	18
	HDH/SJB	<b>Underwater Substructure Improvements Design – All Regions</b> <ul style="list-style-type: none"> <li>• Design, C-782A</li> </ul>	18
	HDH/MEM	<b>Bridge Inspection Platform Layout and Design Toll-Supported Bridges</b> <ul style="list-style-type: none"> <li>• Design, TOA No. C-788A-5</li> </ul>	19
	HDH/SJB	<b>Constructability Review of Underwater Substructure Improvements – All Regions</b> <ul style="list-style-type: none"> <li>• Design, TOA No. C-788A-6</li> </ul>	19
	EVO/MEM	<b>Exigent Substructure Masonry Rehabilitation</b> <ul style="list-style-type: none"> <li>• TS-694B- Lumberville Raven Rock TSB</li> <li>• TS-694C- Calhoun Street TSB</li> <li>• TS-694D- Washington Crossing TSB</li> <li>• TS-694E- Riverton- Belvidere TSB</li> </ul>	20
	WMC/KMS	<b>Bridge Monitor Shelter Enhancements Program Development</b> <ul style="list-style-type: none"> <li>• TOA No. C-771A-1</li> </ul>	20
	WMC/KMS	<b>Electronic Surveillance/Detection System</b> <ul style="list-style-type: none"> <li>• Network Video Management System (NVMS) Integrator Services, Contract No. DB-768A</li> </ul>	21
	CAS/KMS	<b>Electronic Toll Collection</b> <ul style="list-style-type: none"> <li>• Customer Service Center/Violation Processing Center Project, DB-584A</li> </ul>	21
	CAS/KMS	<b>Electronic Toll Collection System Replacement</b> <ul style="list-style-type: none"> <li>• Design, Build, and Maintain, DB-540A</li> </ul>	22

*Facilities are listed South to North*

*The first set of initials indicate the Project Manager and the second set of initial indicate the Program Manager*

Project Manager Legend

WMC – M. Cane  
HDH – D. Hettema  
JRB – J. Bowers  
CLR – C. Rood  
VMF-Vincent Fischer  
EVO – E. Van-Otoo

Program Manager Legend

KMS – K. Skeels  
SJB – S. Burke  
MEM – M. McCandless  
CAS – C. Stracciolini  
RJZ – R. Zakharia

**DELAWARE RIVER JOINT TOLL BRIDGE COMMISSION**  
**Meeting of February 24, 2025**  
**PROJECT STATUS REPORT**

FACILITY	PM/PAM	CONTRACT DESCRIPTION	PAGE NO.
	WMC/KMS	<b>Job Ordering Contracting Services</b> <ul style="list-style-type: none"> <li>• Program Manager, C-727A</li> <li>• T/TS-784A, JOC For Bridge, Highway and Civil Work-North Region</li> <li>• T/TS-785A, JOC For Bridge, Highway and Civil Work-South Region</li> <li>• T/TS-786A, JOC Services for Building and Facility Work-North Region</li> <li>• T/TS-787A, JOC Services for Building and Facility Work - South Region</li> </ul>	22
	HDH/MEM	<b>General Engineering Consultant</b> <ul style="list-style-type: none"> <li>• 2023-2024 Annual Inspections, C-757A</li> </ul>	23
	JRB/SJB	<b>Toll Plaza Restriping – All Regions</b> <ul style="list-style-type: none"> <li>• TOA No. C-760A-6</li> </ul>	24
	CAS/KMS	<b>Traffic Engineering Consultant- 2021-2022/ 2023- 2024 Annual Reports</b> <ul style="list-style-type: none"> <li>• TOA No. C-761A</li> </ul>	24
	JRB/CAS	<b>Traffic Count Program Upgrade</b> <ul style="list-style-type: none"> <li>• DR-550A</li> </ul>	25
	CAS/KMS	<b>Electronic Toll Collection/Tolling-Task Order Consultant</b> <ul style="list-style-type: none"> <li>• E6 MPR Testing, TOA No.C-770A-2</li> </ul>	25
	CAS/KMS	<b>Soft AET Program Management and Roadway Sign Replacement</b> <ul style="list-style-type: none"> <li>• Phase 2 Design, TOA No. C-770A-3</li> <li>• Construction, JOC No. T/TS-784A-4, I-78 TB</li> <li>• Construction, JOC No. T/TS-784A-5, E-P TB</li> <li>• Construction, JOC No. T/TS-784A-6, DWG TB</li> <li>• Construction, JOC No. T/TS-785A-1, NH-L TB</li> <li>• Construction, JOC No. T/TS-785A-2, T-M TB</li> </ul>	26

*Facilities are listed South to North*

*The first set of initials indicate the Project Manager and the second set of initial indicate the Program Manager*

Project Manager Legend

WMC – M. Cane  
HDH – D. Hettema  
JRB – J. Bowers  
CLR – C. Rood  
VMF-Vincent Fischer  
EVO – E. Van-Otoo

Program Manager Legend

KMS – K. Skeels  
SJB – S. Burke  
MEM – M. McCandless  
CAS – C. Stracciolini  
RJZ – R. Zakharia

**DELAWARE RIVER JOINT TOLL BRIDGE COMMISSION**

**February 24, 2025  
PROJECT STATUS REPORT**

**TRENTON- MORRISVILLE TOLL BRIDGE/LANGHORNE**

**SOUTHERN OPERATIONS & MAINTENANCE FACILITIES  
IMPROVEMENTS**

Preliminary, Final & Post Design Services  
Contract No. C-519A  
(RJZ/KMS)

This contract is for Preliminary, Final and Post-Design Services for space utilization improvements at New Hope Lambertville Toll Bridge Executive Headquarters and the demolition and reconstruction of the Trenton Morrisville Toll Bridge Administration Building as identified under a Task Order Assignment for Space Utilization Program and Concept Study.

In accordance with the Commission's February 26, 2018, Regular Monthly Commission Meeting, this Contract was awarded to Gannett Fleming, Architects Inc. (GF). Accordingly, a Notice of Award and Limited Notice to Proceed was issued to GF effective February 27, 2018.

Currently GF is providing Post-Design services for Contract T-519A by attending all project meetings, responding to requests for information, reviewing submittals, assisting in resolving conflicts in the field and clarifying the contract documents.

Construction Management/Construction Inspection Services  
Contract No. CM-519A  
(RJZ/KMS)

This contract is for Construction Management (CM) and Construction Inspection (CI) Services in connection with the demolition and new construction of the Southern Operations and Maintenance Facilities Improvements Project. Joseph Jingoli & Son, Inc. (JJS) was issued Notice of Award and Limited Notice to Proceed effective January 26, 2021.

JJS is currently conducting bi-weekly progress meetings along with processing Architectural Supplementary Instructions, Contractor's Submittals and Request for Information as part of providing construction management services.

Construction  
Contract No. T-519A  
(RJZ/KMS)

Contract T-519A is a multi-phase, 4-year primary construction contract for the demolition and new construction of the Southern Operations and Maintenance Facilities Improvements Project. It was awarded to Bracy Construction, Inc. at the Commission Regular Monthly Meeting of June 28, 2021. Notice of Award and Limited Notice to Proceed was issued to the Contractor on June 29, 2021; Notice to Proceed was made effective July 27, 2021 and a Pre-Construction Meeting was conducted on July 29, 2021.

# DELAWARE RIVER JOINT TOLL BRIDGE COMMISSION

## February 24, 2025 PROJECT STATUS REPORT

At the **Trenton Morrisville** site, the Demarcation building construction is complete. Temporary electrical equipment has been sourced and installed as an attempt to overcome global supply chain delays associated with delivery of final electrical system components. The relocation of mission-critical infrastructure and utilities from the old Administration Building to the new Demarcation building is complete. New diverse telecommunication, electrical and gas services were completed and activated. Tolling system Bridge Host, Lanes Controllers and Daktronic Toll Plaza signs' cut overs were completed on April 21, 2023.

Temporary office trailers currently house our Toll Operations and are set-up with utilities, security devices and furniture for Commission use. Commission staff moved out of the old Administration Building on May 19, 2023, and its demolition was completed on October 27, 2023, exposing the toll plaza retaining wall. Demolition of the old generator and storage garage and removal of the temporary emergency power equipment activities are complete. Also, the demolition of the existing tunnel access stair tower is complete allowing for the construction start of the new Officer-In-Charge section of the new building. In the new administration building the contractor completed exterior wall waterproofing and brick façade installation is in progress. Ceiling grid, elevator installation, metal panels and roof coping, windows and storefronts, interior partition walls, rough-in for Mechanical, Electrical and Plumbing activities continue throughout the building along with the installation of interior stair towers.

At the new maintenance garage location, the contractor completed footers, steel erection and metal roof deck, under-slab utilities' rough-in and storm water installation. Bottom concrete slab on grade was poured and the contractor is currently working on the perimeter wall installation, radiant floor piping and rough-in Mechanical Electrical and Plumbing throughout the building. Roofing and overhead door installation activities are also in progress.

At the **Langhorne site**, Final Inspection for the new maintenance building was made November 6, 2023, Punch List was issued November 15, Salt Operation and Building Occupancy commenced on November 20, 2023. Permanent emergency generator was received on April 18, 2023, contractor completed its installation on 8/14/24 and removed the temporary generators. Punch List work and commissioning efforts continued along with Close-Out of final construction details throughout the reporting period.

### **TRENTON MORRISVILLE TB ROADWAY PAVEMENT AND DECK SEALING IMPROVEMENTS**

Design  
Task Order Assignment C-788A-1  
(EVO/SJB)

This Task Order Assignment is for the design of the roadway pavement and bridge deck sealing improvements for the Trenton – Morrisville Toll Bridge facility. Notice to Proceed was issued to Traffic Planning and Design, Inc. (TPD) on January 8, 2024, and a Kick-Off Meeting was held with TPD on January 16, 2024. Final plans and specifications were submitted for bidding on

# DELAWARE RIVER JOINT TOLL BRIDGE COMMISSION

February 24, 2025

## PROJECT STATUS REPORT

May 3, 2024. The Construction Contract No. T-746A bids were received on June 6, 2024. TPD reviewed the bids for completeness.

The Construction Contractor was issued Notice to Proceed effective July 11, 2024. TPD is providing post-design phase services including Submittals and Request for Information (RFI) reviews and participating in various construction related meetings throughout the reporting period as necessary and working on the construction contract as-built drawings.

Construction Management/Construction Inspection  
Task Order Assignment C-772A-2  
(EVO/SJB)

Notice to Proceed was issued to KS Engineers, P.C. (KSE) for this Task Order Assignment effective June 4, 2024. KSE is providing CM/CI services for the Trenton – Morrisville Toll Bridge Roadway Paving and Deck Sealing Improvements project. KSE staff includes a full-time Resident Engineer, a full-time Construction Inspector, a part-time Scheduler, and a part-time Safety Inspector for the duration of the construction. Notice-to-Proceed for construction was issued on July 11, 2024, with substantial completion scheduled for October 31, 2024.

During this reporting period KSE assisted with the review of the contractor's outstanding punch list items and project correspondence along with on-site inspection of the contractor's ongoing construction activities. KSE submitted electronic copies of the project related files unto an electronic storage device.

The contractor's fifth pay estimate was processed.

Construction  
Contract No. T-746A  
(EVO/SJB)

At the June 24, 2024 Commission Meeting the Commissioners awarded construction Contract No. T-746A, Trenton – Morrisville Toll Bridge Roadway Paving and Deck Sealing Improvements, to Road-Con, Incorporated of West Chester, Pennsylvania for an amount not to exceed \$5,980,564.55. Road-Con was provided with Notice of Award and Limited Notice to Proceed effective June 25, 2024. Road-Con's full Notice to Proceed was issued effective July 11, 2024.

During this reporting period, Road-Con completed the initial configuration setup of the Solar Powered "Curve Warning" sign at the top of the Rte. 1 to Rte. 29 NJ Exit Ramp on January 24, 2025 which initiated the 60-day test period that will end on March 24, 2025. Road-Con completed work on various remaining punch list items along with asphalt patching remediation at the following areas: PA Ramps E & H, NJ Ramps B, I, Y and PA Route 1 SB adjacent to Ramps E & A in the right lane and right shoulder (gore area). Road-Con will return to the project site in the spring to address any areas throughout the project site that require additional landscaping.

**DELAWARE RIVER JOINT TOLL BRIDGE COMMISSION**

**February 24, 2025  
PROJECT STATUS REPORT**

**LOWER TRENTON TOLL – SUPPORTED BRIDGE**

**LOWER TRENTON TSB TRUCK WARNING SYSTEM (PILOT) and NJ BRIDGE  
MONITOR SHELTER**

**Final Design  
Task Order Assignment No. C-771A-7  
(SJB/KMS)**

Under Task Order Assignment No. C-771A-2 French & Parrello Associates provided conceptual design services for the development of a new pilot over height vehicle detection system for the New Jersey approach to the Lower Trenton TSB. The work of that assignment was completed with acceptance of the final Concept Report dated March 6, 2024.

This project includes the design and eventual construction of a Bridge Monitor Shelter on the New Jersey approach to the Lower Trenton Toll-Supported Bridge. Conceptual layouts of the proposed Shelter have been created in conjunction with the over height detection system layout. The concepts include the need to establish construction and property easements with the City of Trenton.

On May 14, 2024, the Commission provided French & Parrello Associated with Notice-to-Proceed for final design services for the development of a new over height vehicle detection system for the New Jersey approach to the Lower Trenton TSB. A project kickoff meeting was held on May 21, 2024. In June, FPA performed field inspections, utility verifications and submitted a Traffic Signal Removal Study Report. On August 9, 2024, FPA submitted their pre-final design submission. Comments were provided by DRJTBC on August 26, 2024. On September 4, 2024, Commission personnel met with City of Trenton personnel to discuss temporary construction and permanent property easements needed for this project. On September 20, 2024, FPA submitted their final design submission. On October 18, 2024, Commission Engineering and PSBS staff met with FPA to discuss the need to assure the specified LiDAR system can be directly integrated into our Genetec video management server. FPA is now having direct discussions with Genetec and the specified LiDAR vendor to confirm or modify the final design. On November 18, 2024, FPA submitted final plans. On November 22, 2024 this project was assigned to a JOC Contractor, Mount Construction, for pricing and construction in 2025 under contract No. T/TS-785A-004. On December 4, 2024, FPA attended an on-site Joint Scope of Work Meeting with the anticipated JOC Contractor to begin scoping and pricing efforts. On January 3, 2025, DRJTBC attorneys completed an appraisal for the two City of Trenton properties that are needed for temporary construction and permanent easements for the project. A copy of the lease between the City of Trenton and State of New Jersey for these properties has not been able to be located at the staff level by either organization, so attorneys submitted Open Public Records Access requests in January for the lease.

**DELAWARE RIVER JOINT TOLL BRIDGE COMMISSION**

**February 24, 2025  
PROJECT STATUS REPORT**

**CALHOUN STREET TOLL – SUPPORTED BRIDGE**

**DECORATIVE KNEE BRACE REPLACEMENT**

Design

Task Order Assignment Contract No.C-788A-2  
(HDH/MEM)

On December 14, 2023, a Tractor Trailer crossed the CSTSB from Pennsylvania to New Jersey, and damaged five (5) end portal decorative brackets along the downstream truss.

Traffic Planning and Design, Inc (TPD) was provided with Notice to Proceed on February 27th, 2024 to design the removal and replacement of five (5) damaged ornamental cast iron portal frame brackets over the eastbound travel lane. These brackets are non-structural in nature, and the new portal frames will be replicas of the original ornamental cast iron brackets. It is anticipated that the new brackets will be cast from a mold made from an existing bracket, and part of TPD’s task is finding foundries that can mold and produce the castings required. TPD submitted the final design and responded to interim submission comments from the Commission.

The final design construction documents have been provided to AP construction who will provide construction cost under Job Order Contract T/TS-787A-005.

**SCUDDER FALLS TOLL BRIDGE**

**SCUDDER FALLS BRIDGE REPLACEMENT PROJECT**

Final Design

Contract No. C-660A  
(SJB/KMS)

During the reporting period Michael Baker Jr., Incorporated (Baker) of Hamilton New Jersey continued to provide design input on the under-bridge inspection rail issue.

Construction

Contract No. T-668A  
(SJB/KMS)

The remaining open permit-related issue is that the Bucks County Soil Conservation District Office has not yet signed-off on closeout of the National Pollutant Discharge Elimination System (NPDES) and Erosion and Sediment Control (E&S) permits. Sufficient grass growth within the project corridor has yet to be established, and minor areas of re-seeding took place during the reporting period. Since sufficient grass establishment has not yet been achieved in all areas of the project, a final inspection with the BCCD will be scheduled after the next grass-growing period in the Spring of 2025.

# DELAWARE RIVER JOINT TOLL BRIDGE COMMISSION

February 24, 2025  
PROJECT STATUS REPORT

## DESIGN MANAGEMENT CONSULTANT SERVICES T-668A CONSTRUCTION

Oversight of Final Design  
Task Order Assignment No. C-502A-1M  
(SJB/KMS)

AECOM has provided DMC services throughout the construction of the Scudder Falls Bridge Replacement Project, Contract T-668A under Task Order Assignment C-502A-2I. The remaining unexpended funds in Task Order Assignment C-502A-2I have been transferred over to Task Order Assignment C-502A-1M and Task Order Assignment C-502A-2I has been closed out. Remaining DMC services on the Scudder Falls Project will be completed under the C-502A-1M Task order Assignment.

The remaining DMC Services include support to the Commission in the following and assistance with various project close-out activities:

**Environmental Permitting** – A final inspection will be performed by the Bucks County Soil Conservation District (BCSCD) in the Spring of 2025 in order to obtain final acceptance of all BCSCD Permitting work. Once BCSCD final acceptance is received, Permit Completion Forms will then be sent to the BCSCD, PADEP and the USACE. This will close-out all outstanding permitting work associated with the project other than the continued five-year monitoring period for the PA Wetlands Mitigation Site.

**Environmental Monitoring Services** – Continuous services were provided throughout construction to meet project permit requirements. Year 2 monitoring activities for the PA Wetlands Mitigation Site, by ACT Engineers will continue through 2028. This includes monthly monitoring well readings of the groundwater levels within the wetlands site. Wetlands Monitoring Report #4 was submitted to US Army Corps of Engineers for their review on December 19, 2024.

**Right of Way Transfers** – Working with Commission staff and attorneys to transfer certain property and easements to NJDOT, PennDOT and Lower Makefield Township. These properties and easements were acquired by DRJTBC to construct the project but are located within jurisdiction of these other agencies or municipalities.

**Contracts C-660A and T-668A Progress Support** - Support of open issues resolution to achieve project acceptance by the Bucks County Soil Conservation District in Pennsylvania.

DMC Services for these remaining efforts occur on a sporadic as-needed basis



**DELAWARE RIVER JOINT TOLL BRIDGE COMMISSION**

**February 24, 2025  
PROJECT STATUS REPORT**

**WASHINGTON CROSSING TOLL- SUPPORTED BRIDGE**

**WASHINGTON CROSSING BRIDGE REPLACEMENT**

**PRELIMINARY ENGINEERING AND ENVIRONMENTAL DOCUMENTATION FOR  
THE WASHINGTON CROSSING BRIDGE REPLACEMENT**

Contract No. C-697A  
(WMC/KMS)

At the June 24, 2024 Commissioners Meeting, the Commission awarded Contract No. C-697A, to HDR Engineering, Inc. of Philadelphia, PA. HDR Engineering and their team of sub-consultants are providing preliminary engineering and environmental documentation type services in support of the analysis of improvement alternatives for the Delaware River crossing between Upper Makefield Township, PA and Hopewell Township, NJ.

Throughout the reporting period, work efforts focused on public involvement and lead agency designation. Other activities included developing load ratings for the existing bridge, analyzing traffic data, conducting topographic surveys as well as desktop research in support of the establishing project regulatory obligations, wetland delineation and crash data.

**WASHINGTON CROSSING TOLL-SUPPORTED BRIDGE  
PENNSYLVANIA OVERSIZE VEHICLE PROTECTION STRUCTURE EVALUATION  
& DESIGN**

Design  
Task Order Assignment No. C-769A-5  
(VMF/SJB)

Traffic Planning and Design, Inc. (TPD) is providing Professional Engineering Services for the evaluation and design of the recently damaged Oversize Vehicle Protection Structure (Structure) on the Pennsylvania approach to the Washington Crossing Toll-Supported Bridge.

TPD has performed field views with Engineering staff to assess the situation and has prepared construction documents for the complete replacement of the structure. These construction documents were issued to the Commission's Job Order Contractor, Mount Construction through the Gordian System, on October 21, 2024 to provide a price proposal. A Joint Scope Meeting was held with TPD and Mount Construction at the site on October 25, 2024. Mount Construction is preparing a price for the work. The JOC price proposal was submitted on January 23, 2025 and reviewed by TPD. Comments on the price proposal were provided on January 30, 2025.

**DELAWARE RIVER JOINT TOLL BRIDGE COMMISSION**

**February 24, 2025  
PROJECT STATUS REPORT**

**NEW HOPE-LAMBERTVILLE TOLL-SUPPORTED BRIDGE**

**NH-L TSB REHABILITATION**

Design  
Contract No. C-694A  
(MEM/SJB)

At the February 27, 2023 Commissioners Meeting, the Commission awarded Contract No. C-694A, New Hope - Lambertville Toll-Supported Bridge Rehabilitation Design to Greenman-Pedersen, Inc. (GPI) of Lebanon, NJ for an amount not-to-exceed \$1,895,132.27. GPI was provided with Notice of Award and Limited Notice to Proceed on February 28, 2023. GPI was then issued a Full Notice to Proceed on March 22, 2023 with the execution of the Agreement with the Commission.

The construction Contract was awarded at the Commission's November 2023 meeting. GPI continued to provide post-Award services including submittal and request-for-information reviews and responses during the reporting period. GPI also provided design services and support of the span 2 pin replacement work, which has been completed.

Construction Management/Inspection Services  
Contract No. CM-694A  
(MEM/SJB)

At the November 20, 2023 Commission Meeting, authorization was granted to award the Construction Management/Construction Inspection Services contract (CM-694A) to Urban Engineers, Inc. (Urban) of Philadelphia for the not-to-exceed amount of \$1,209,96.08. Urban Engineers, Inc. of Philadelphia was issued Notice of Award and a Limited Notice to proceed effective November 21, 2023. A project kick-off meeting has held on November 30, 2023. The full Notice to Proceed was issued December 21, 2023 with the execution of the Agreement with the Commission.

The Contractor's on-site mobilization activities commenced on Tuesday January 23, 2025. The Contractor has completed the primary stages of work. The repair and replacement of a deteriorated truss connection pin in span 2 has been completed. The contractor is completing work that was delayed by the span 2 pin replacement work, including final electrical work, final clean up and temporary platform removal. Urban continues to provide CM/CI services for the project.

Construction  
Contract No. TS-694A  
(MEM/SJB)

The Construction Contract was Awarded to Anselmi & DeCicco, Inc. (A&D) of Maplewood, NJ for a not-to-exceed amount of \$25,072,471.06 at the Commission's November

# **DELAWARE RIVER JOINT TOLL BRIDGE COMMISSION**

**February 24, 2025**

## **PROJECT STATUS REPORT**

2023 Meeting. LNTP provided November 20 ,2023 and Full Notice to Proceed on December 20, 2023.

The Phase 1 construction, including the painting of the upstream truss, was completed in June 2024. The Phase 2 Construction for the installation of the temporary pedestrian walkway placed on the bridge deck was completed in July 2024. The Contractor has completed the emergent span 2 repair and replacement of a deteriorated truss connection pin that delayed the completion of stage 3. Painting operations have been completed with the exception of final touch-up work. The walkway panels have been installed and all the pedestrian handrail sections have been installed. The Contractor continues to complete final electrical work and the removal of temporary work platforms. The detour of eastbound vehicular traffic is anticipated to conclude in mid-February with continued weekday, off-peak flagging operations of two-way traffic continuing into early March during the final touch up and demobilization of the project.

As presented at the September Commissioners Meeting, significant deterioration to a pin connection in span 2, panel point 4, was discovered after the blast cleaning operations in mid-August 2024. Ultrasonic testing of the pin found anomalies in the cross section of the pin, which could have been classified as cracking. This led to the decision to replace the pin under emergent conditions. The friction collar was put in place and partially engaged before Thanksgiving 2024. Full engagement of the collar required a full shut down of foot and vehicular traffic. Given this this task was scheduled after the holiday season to avoid impacts to the local businesses. which was and fully engaged on Monday January 6<sup>th</sup> to begin the structural pin removal and replacement tasks. The pin replacement activities commenced Monday January 13<sup>th</sup>, with the closure of traffic at 6 AM and closure of pedestrian traffic at 7 AM. On Wednesday 1/15/25 Pin removal and installation was completed. The bridge was opened up to foot and single-lane vehicular traffic three (3) days ahead of schedule. On Saturday January 18<sup>th</sup> the fiction collar was disengaged and removed. This pin replacement and associated repairs has been successfully completed, without incident.

It should be noted that upon discovery of the deteriorated pin conditions, all other pins on the bridge immediately underwent ultrasonic testing, with negative results on all pins.

## **NEW HOPE-LAMBERTVILLE TOLL BRIDGE**

### **NEW HOPE-LAMBERTVILLE TOLL BRIDGE STONE VENEER REPLACEMENT**

Design

Task Order Assignment No. C-704A-2

(MEM/KMS)

At the end of March 2019, a section of the stone veneer façade at the east abutment of the New Hope – Lambertville Toll Bridge (Route 202) came loose and separated from the structural abutment. Greenman-Pederson, Inc. (GPI) was given the task to investigate the cause and determine a solution for the issue. The consultant was given Notice to Proceed on 4/29/2019. The

# DELAWARE RIVER JOINT TOLL BRIDGE COMMISSION

February 24, 2025

## PROJECT STATUS REPORT

consultant went out in the field on 5/15 and 5/16/19 to access the condition of the stone veneer at both abutments of the NH-L Toll Bridge. A preliminary report was received June 7<sup>th</sup>, 2019. The report was finalized 7/15/2019. Preliminary design/repair documents were received 8/9/2019 and reviewed by 8/23/19. Final design documents were received electronically on 9/13/2019. Maintenance forces have improved the fencing around the deteriorated section at the NJ abutment facade.

The initial and revised construction costs prepared by one of the Commission's Job Order Contractors, RCC Builders & Developers (RCC) were both excessive. Therefore, the design documents have been provided to our Job Order Contractor, Mount Construction, to provide a construction cost for this work.

The project was repackaged and issued to our other Job Order Contractor, Mount Construction. After performing a field view with Commission staff, Mount Construction developed a cost estimate for review. The Job Order Contract with Mount Construction was executed on 7/25/2024. GPI continues to provide construction support services for this work.

Construction Inspection Services  
Task Order Agreement No. C-772A-3  
(VMF/MEM)

This Task Order Assignment is for providing Construction Inspection services for the New Hope-Lambertville Toll Bridge Stone Veneer Replacement. KS Engineers, P.C. (KSE) was provided with their Notice to Proceed effective June 4, 2024. KSE has provided a full-time Construction Inspector for the duration of the construction.

Construction  
Job Order Contract No. TTS-735A-013  
(VMF/MEM)

This Job Order Contract for an amount not-to-exceed \$347,793.77 is to reinstall the missing stone veneer at the north end of the east (NJ) abutment, to install anchors in areas identified as potentially unstable, and perform various other maintenance repairs to prevent future deterioration of the stone veneer at both east (NJ) and west (PA) abutments. This contract also includes the removal and storage of the stone veneer from a portion of the north and south abutment walls adjacent to the Pennsylvania abutment backwall to investigate the cause of this backwall rotation toward the bridge.

The project was issued to Job Order Contractor, Mount Construction with Notice to Proceed issued August 7<sup>th</sup>, 2024. A preconstruction meeting was held on August 14, 2024, and work began on the Pennsylvania abutment walls on August 26, 2024. The Commission's ESS group removed one camera from the PA abutment north wall and removed the wire feed to this camera and two (2) additional cameras near the westbound approach to the toll plaza. The ESS

# **DELAWARE RIVER JOINT TOLL BRIDGE COMMISSION**

**February 24, 2025**

## **PROJECT STATUS REPORT**

group also removed the wire feed and conduit on the PA abutment back to the Tee junction box attached to the south parapet wall. These cameras will be rewired, and the removed camera temporarily reinstalled at a later date by the ESS group. The stone veneer was removed from the north and south abutment walls exposing a diagonal crack in the abutment backwall, revealing the cause of the backwall rotation. The stone veneer removed from the abutment walls were stored near the PA abutment on Commission property to be reused on these abutment walls after the abutment backwall is replaced in contract T754A. Mount Construction drilled holes and installed anchor bolts in designated stone veneer block at both the Pennsylvania and New Jersey abutments. Mount also sealed the longitudinal joints at both approaches and performed epoxy crack sealing of various cracks on the approach parapets. Spall repairs were performed on the NJ Abutment. The new granite stone that will replace the missing stone on the NJ abutment will be installed pending appropriate ambient temperatures.

### **NH-L TB ALL ELECTRONIC TOLLING (AET) CONVERSION DESIGN**

Contract No. C-754A  
(CAS/ KMS)

Rummel, Klepper & Kahl, LLP (RK&K) is addressing review comments from submission of the pre-final plans, specifications, and estimate.

Commission Staff, RK&K and TPD met to coordinate the inclusion of the Pennsylvania abutment backwall replacement capital project into this project. The design team is revising the traffic control plans to incorporate this work.

As part of the design, RK&K is working with a sub-consultant to prepare plans for a fire suppression system that is needed for the IT room that will be converted from the existing tunnel stairway area.

### **CENTRE BRIDGE- STOCKTON TOLL-SUPPORTED BRIDGE**

#### **CB-S TSB BEARING & BRIDGE SEAT REHABILITATION**

Design  
Task Order Assignment No. C-769A-2  
(HDH/MEM)

During the biannual inspection of the toll supported bridges, the Commission's General Engineering Consultant (GEC) identified several areas that require repair at the Centre Bridge-Stockton Toll- Supported Bridge (CBSTSB). The areas of concern are identified as loose, missing and/or bent anchor bolts at the truss and sidewalk bearings with associated spalls in the bridge seats resulting in loss of bearing area. Additional areas of repair are identified at the deck joints and bridge seats of the single span bridge over the Canal at the west approach of CBSTSB.

Traffic Planning and Design, Inc (TPD) was provided with Notice to Proceed on December 13, 2022, for the design of the repairs. An inspection crew from TPD started an in-depth field

# **DELAWARE RIVER JOINT TOLL BRIDGE COMMISSION**

**February 24, 2025**

## **PROJECT STATUS REPORT**

inspection the week of January 9, 2023, for the purposes of determining the approach to the design and construction of the repairs. A Preliminary Condition Assessment Report (CAR) on the CBSTB conditions was submitted the end of January 2023.

A Draft CAR for the approach structure to the CBS-TSB bridge (York Road over the PA Canal) was submitted February 14<sup>th</sup>, 2023 and, was reviewed by Engineering. In addition to the CAR, TPD has provided a Load Rating Analysis for this structure. The Preliminary Load Rating was received by the Commission on March 30<sup>th</sup>, 2023 and, has been reviewed. The final Load Rating Report was accepted the end of May 2023.

Preliminary assessment reports for the structure over the canal, and for the main river bridge have been received, reviewed, and accepted. Recommendations from this report will be incorporated into a future project for rehabilitation of the bridge.

Final design documents for the stringer bearing repairs on the main river bridge as well as miscellaneous pier bearing repairs are complete.

The final design construction documents have been provided to AP construction who will provide a construction cost under Job Order Contract T/TS 787A-003.

## **LUMBERVILLE-RAVEN ROCK TOLL-SUPPORTED BRIDGE**

### **L-RR TOLL-SUPPORTED PEDESTRIAN BRIDGE CONCEPT DESIGN FOR ARCHITECTURAL LIGHTING & ELECTRONIC SURVEILLANCE/DETECTION SYSTEM INSTALLATION**

Concept Design

Task Order Assignment No. C-771A-4

(JRB/SJB)

Under this Task Order Assignment (TOA) the Consultant, French & Parrello Associates (FPA) with lighting design subconsultant Domingo Gonzales Associates (DGA), is providing professional consulting services to develop concept designs for both an Architectural Lighting System (ALS) and an Electronic Surveillance/Detection System (ESS) on the bridge. These concept designs include investigating the feasibility and practicality of an ALS and an ESS that require minimal equipment located on-site and connect via the Commission's WAN to another facility that would contain any necessary servers or equipment. Due to the lack of both property and buildings, and the picturesque landscape, the Commission would like the systems to be designed to utilize the smallest amount of space possible for back-end equipment located on-site, and any equipment cabinets or other necessary equipment on site should be in a context sensitive containment unit.

A kickoff meeting was held with Commission Staff, representatives of FPA & DGA, via MS Teams on September 27, 2023. A site visit was held on October 5, 2023. Draft concept reports

# **DELAWARE RIVER JOINT TOLL BRIDGE COMMISSION**

## **February 24, 2025 PROJECT STATUS REPORT**

for the ALS and ESS systems were submitted on November 19<sup>th</sup>. A progress meeting was held on November 22, 2023.

A revised draft concept report was submitted in mid-January and review comments were provided back to FPA/DGA. A progress meeting was held on February 15, 2024. A revised concept report was submitted on February 29, 2024. A meeting was held on March 20 with the Executive Director and several DEDs as well as Public Safety & Bridge Security (PSBS). FPA working with DGA, submitted a revised Draft Concept Report to incorporate feedback from the ED, PSBS, and Engineering staff, which is currently under review.

### **UHLERSTOWN-FRENCHTOWN TOLL-SUPPORTED BRIDGE**

#### **UHLERSTOWN-FRENCHTOWN TSB REHABILITATION**

Design  
Contract No. C-642A  
(MEM/KMS)

At the January 29, 2024 Commissioners Meeting, the Commission awarded Contract No. C-642A, Uhlerstown - Frenchtown Toll-Supported Bridge Rehabilitation Design to WSP USA, Inc. (WSP) of Exton, PA for an amount not-to-exceed \$1,771,189.56. WSP was provided with Notice of Award and Limited Notice to Proceed on January 29, 2024. A project Kick-Off meeting was held on February 6, 2024. The Agreement was executed and the full Notice to Proceed was issued on February 23, 2024.

WSP submitted Final Design Bid Documents, after which, project TS-642A was advertised for bid on 10/22/2024. Four (4) bids were received by the Commission on 11/26/2024, which were reviewed by the Engineer-of-Record, the Contract Compliance Department and Commission Counsel. All reviewers found the bids to be responsible and in compliance with the Bid Documents.

Construction Management/Inspection Services  
Contract CM-642A  
(MEM/KMS)

At the December 2024 Meeting, the Commission awarded Contract No. CM-642A, Construction Management/Inspection Services for the Uhlerstown-Frenchtown Toll-Supported Bridge Rehabilitation Project, to Urban Engineers, Inc. of Cherry Hill, NJ (Urban) for a not-to-exceed amount of \$1,587,138.62. Urban was provided with Notice of Award and Limited Notice to Proceed effective December 23, 2024.

Construction  
Contract No. TS-642A  
(MEM/KMS)

At the December 2024 Meeting, the Commission awarded Contract No. TS-642A, Uhlerstown-Frenchtown Toll-Supported Bridge Rehabilitation, to Anselmi & DeCicco, Inc. of

# **DELAWARE RIVER JOINT TOLL BRIDGE COMMISSION**

**February 24, 2025**

## **PROJECT STATUS REPORT**

Maplewood, NJ (Anselmi) for a not-to-exceed amount of \$22,216,237.00. Anselmi was provided with Notice of Award and Limited Notice to Proceed effective December 23, 2024. The Agreement for this project has been executed and the full Notice to Proceed was issued on January 24, 2025.

The contractor's vendor has started the shop drawing preparation process for the new replacement sidewalk panels. The contractor's electrical sub-contractor has started preparing conduit layouts for the project. It is anticipated that temporary platform installation will begin in mid-February.

## **I-78 TOLL BRIDGE**

### **I-78 TB JOINT REHABILITATION & MISCELLANEOUS WORK**

Design and Construction Inspection  
Task Order Assignment No. C-769A-4  
(WMC/SJB)

Traffic Planning & Design, Inc. (TPD) submitted a draft needs assessment report including rehabilitation alternatives for I-78 approach pavement deterioration, I-78 bridge over County Route 519 deck deterioration, and the pavement within the open road tolling (ORT) lanes at the I-78 Toll Bridge. The first two (2) of these items have been completed. TPD continued to provide counsel to GPI in support of the plans and specifications for implementation of pavement repairs within the ORT lanes and, when weather permits, will be performed by Crisdel Group as part of Contract T-766A.

### **I-78 TB NEW JERSEY ROADWAY REHABILITATION AND POWER & COMMUNICATION INFRASTRUCTURE UPGRADES**

Design  
Contract No. C-766A  
(CLR/SJB)

This Contract is for professional consultant design services to include verification of condition assessment, preliminary and final design, and post-design services for the rehabilitation of the I-78 New Jersey Approach Roadway and reassessment of the preliminary design documents associated with the I-78 Power and Communication Infrastructure Design Services as developed by Arora and Associates, P.C. in October 2022 along with the preliminary and final design and post design services for the I-78 Power and Communication Infrastructure Design.

Arora and Associates, P.C was issued a Notice of Award and Limited Notice to Proceed effective May 23, 2023. A project kick-off meeting was held with Arora on May 31, 2023. The Contract was fully executed on June 20, 2023, with full Notice to Proceed effective June 22, 2023.

The Construction Contractor was issued Notice to Proceed effective March 22, 2024. Arora continues providing post-design phase services including Submittals and Request for



# DELAWARE RIVER JOINT TOLL BRIDGE COMMISSION

## February 24, 2025 PROJECT STATUS REPORT

Information (RFIs) reviews and participating in various construction related meetings throughout the reporting period.

### Construction Management/Construction Inspection Contract No. CM-766A (CLR/SJB)

At the February 26, 2024 Commissioners' Meeting, the Commission awarded Contract No. CM-766A, Construction Management/Construction Inspection Services for the I-78 New Jersey Roadway Rehabilitation and Power & Communication Infrastructure Improvements Project to Greenman-Pedersen, Incorporated (GPI) of Bridgewater, New Jersey for an amount not-to-exceed of \$2,405,208.16. GPI was provided with the Contract Notice of Award and Limited Notice to Proceed effective February 27, 2024. GPI's full Notice to Proceed was issued effective March 22, 2024.

GPI's current staff includes a full time Resident Engineer, two (2) full time Assistant Resident Engineers, one (1) full time Inspector/Office Engineer, and one (1) part time Project Manager. A part time scheduler and part time safety consultant, both from Envision, Inc. are providing schedule update reviews and independent on-site safety inspections respectively as needed.

During this reporting period, GPI conducted and documented the Contract No. T-766A Progress Meetings Nos. 20 and 21; processed the contractor's tenth pay estimate; worked on developing the contractor's Unforeseen Allowance Reduction No. 2; continued developing the red line as built drawings; developed the ESS Camera punch list; and continued tracking and filing RFIs, correspondence, submittals, and shop drawings, along with on-site inspection of the contractor's ongoing work. GPI's subconsultant Envision reviewed and commented on the contractor's bi-weekly CPM schedule updates and performed bi-weekly on-site independent safety inspections of the contractor's work.

### Construction Contract No. T-766A (CLR/SJB)

At the February 26, 2024 Commissioners' Meeting, the Commission awarded Contract No. T-766A, I-78 New Jersey Roadway Rehabilitation and Power & Communication Infrastructure Improvements to Crisdel Group, Incorporated (Crisdel) of South Plainfield, New Jersey for an amount not-to-exceed \$23,530,677.00. Crisdel was provided with Notice of Award and Limited Notice to proceed effective February 27, 2024. Crisdel's full Notice to Proceed was issued effective March 22, 2024.

During this reporting period, Crisdel participated in the Contract No. T-766A Progress Meetings, and continued submitting in RFIs, correspondence, submittals, and shop drawings. Crisdel and their sub-contractor Tiffany Electric continued field work consisting of completing tying the new ESS cameras into the Commission's Genetec System; beginning performing punch

# **DELAWARE RIVER JOINT TOLL BRIDGE COMMISSION**

**February 24, 2025**

## **PROJECT STATUS REPORT**

list work on all of the ESS cameras; continued working on the drainage improvements behind the sound wall which runs along the Morgan Hill to I-78 Westbound on ramp; repaired two sinkhole locations at the Morgan Hill Interchange which sink hole repairs consisted of replacing sections of underground 18" drain pipe; continued on working on various punch list items; continued installing topsoil and seeding along the edge of both the left and right shoulders of I-78 and the median turnarounds; and continued the installation of the turf pavers and stone driveways for each of the new camera pole locations.

## **RIVERTON-BELVIDERE TOLL-SUPPORTED BRIDGE**

### **NORTHWEST & SOUTHWEST WINGWALLS REHABILITATION**

**Construction**

**Job Order Contract No. TTS-784A-001**

**(HDH/MEM)**

A Joint Scope of Work Meeting was held on January 11, 2024. Personnel from TPD, Job Order Contractor Mount Construction, JOC Program Manager Gordian and the Engineering Department met on-site at the RBTSB. A follow-up Teams meeting was held on January 19<sup>th</sup>, 2024. Mount Construction provided a cost proposal via several review iterations, which has been finalized with the JOC Program Manager Gordian Group.

This Job Order Contract was awarded to Mount Construction Company, Inc. on June 20, 2024 for an amount not-to-exceed \$449,748.88 for the rehabilitation of the Northwest (NW) and Southwest (SW) wingwalls at the Riverton-Belvidere, Pennsylvania bridge approach. This contract includes the removal of the existing concrete wall cap, stone masonry where the wall has bulged and resetting the stone and replacing the wall cap including a new moment slab on the NW wingwall. Work at the NW wingwall also includes removing and resetting the railing on top of the NW wingwall, sidewalk replacement, blast cleaning, repointing, and applying a waterproofing agent on the wall. The SW wingwall work includes the blast cleaning, repointing, and applying a waterproofing agent. The work on the roadway adjacent to the SW wingwall includes construction of a concrete trough, asphalt curb, and minor paving immediately adjacent to the wall to address drainage issues.

No progress meetings were held during this reporting period progress. Mount Construction addressed all of the items on the generated punch list as of December 10, 2024 and met with the adjacent property owner to ensure the site is restored to a satisfactory condition. Per the request of the property owner, Mount will monitor the site in the spring of 2025 to determine whether reseeded is required. The supplemental price proposal for the additional retaining wall shoring is currently in the review process. Once finalized the project will be in the closeout phase.

**DELAWARE RIVER JOINT TOLL BRIDGE COMMISSION**

**February 24, 2025  
PROJECT STATUS REPORT**

**DELAWARE WATER GAP TOLL BRIDGE**

**SPACE UTILIZATION PROGRAM STUDY INCLUDING NEW SALT STORAGE AND  
EQUIPMENT STORAGE BUILDINGS**

**Design  
Contract No. C-771A-8  
(CLR/RJZ)**

This Task Order Assignment (TOA) Contract to French & Parrello Associates (FPA) is for professional engineering services to perform a Space Utilization Study for the Delaware Water Gap Toll Bridge facilities including a new Salt Storage and Equipment Storage Buildings for an amount not-to-exceed of \$270,035.71. FPA was provided with the Notice to Proceed effective January 29, 2025. FPA is arranging the TOA Kick Off Meeting

**MILFORD – MONTAGUE TOLL BRIDGE**

**STRUCTURAL ANALYSIS AND REPAIRS**

**Design  
Task Order Assignment No. C-788A-4  
(HDH/MEM)**

During the biannual inspection of the Toll bridges, the Commission's General Engineering Consultant (GEC) and Commission personnel identified areas that require repair at the Milford-Montague Toll Bridge (MMTB). Areas of concern included: locations where the light post standards are attached to the top chord of the trusses; an incorrectly set curb plate at the pier 3 deck joint damaged during snowplow operations; severe concrete deterioration at the approach parapets; large spalls at the pier cap & bridge seats; differential between panels at the sidewalk mid-span.

Traffic Planning and Design, Inc (TPD) was provided with Notice to Proceed on October 21, 2024 to design repairs and verify/update bridge load ratings. TPD performed field visits to the bridge site in November. A preliminary design is expected mid-February.

**DELAWARE RIVER JOINT TOLL BRIDGE COMMISSION**

**February 24, 2025  
PROJECT STATUS REPORT**

**MULTIPLE FACILITIES AND/OR COMMISSION-WIDE**

**CAPITAL PROGRAM MANAGEMENT CONSULTANT (CPMC) &  
DESIGN MANAGEMENT CONSULTANT (DMC) SERVICES FOR CAPITAL  
IMPROVEMENT PROJECTS**

**CPMC SERVICES THROUGH DECEMBER 31, 2028**

Task Order Assignment No. C-502A-1N  
(SJB/KMS)

Task Order Assignment No. C-502A-1N was authorized on April 8, 2024 for the continuation of Capital Program Management Consultant (CPMC) Services through December 31, 2028. The budget currently authorized for this assignment is anticipated to cover full-staff CPMC Services through December 31, 2025. Services under this Task Order Assignment from January 1, 2026 through December 31, 2028. Under Task Order Assignment 502A-1M, AECOM continues to provide Capital Program Management Consultant (CPMC) Staff Augmentation Services for delivery of the Commission’s Capital Program. AECOM is currently providing four (4) full-time Project Managers to oversee and administer various design and construction projects that are being advanced in the Capital Improvement Program.

CPMC staff will continue to provide support to the Commission in advancing the Capital Program in the following areas: procurement assistance, scheduling and cost control, programming/planning, Project Management, Program Area Management, technical support, design oversight and support, construction oversight and support, and oversight and support of the Job Order Contract (JOC) construction work, all including coordination with multiple Commission departments outside of Engineering.

**UNDERWATER SUBSTRUCTURE IMPROVEMENTS DESIGN – ALL REGIONS**

Design  
Contract No. C-782A  
(HDH/SJB)

IH Engineers, P.C. of Princeton, New Jersey was awarded this contract and given full notice to proceed with the delivery of the executed agreement on August 18, 2023. In 2021 the Commission performed the 5-year interval underwater inspections of each of its river crossing bridges, to meet National Bridge Inspection Standards (NBIS) requirements. The findings of these inspections identified the need for bridge substructure repair and/or rehabilitation of existing scour remediation measures at bridge substructures below the water level. IH’s scope is to prepare draft **Condition Assessment Report (CAR)** and a draft **Substructure Foundation Report (SFR)** that will include the substructures all of the Commissions main river bridge crossings. Where the CAR will outline the need for repairs and at which bridges, the SFR will be used as a source of information regarding the foundations and its susceptibility to flooding damage for the Commission in the future. Bi-weekly progress meetings are scheduled with the consultant.

# DELAWARE RIVER JOINT TOLL BRIDGE COMMISSION

February 24, 2025

## PROJECT STATUS REPORT

IH's subconsultants GPI and JMT have completed the in-depth field inspections for the preparation of the CAR and SFR. Draft CAR and SFR documents have undergone the submittal/review cycle between Commission staff and IH Engineers prior to meeting with NJDEP. A pre-application meeting with NJDEP was conducted on April 2, 2024 to review potential grout bag repair methods included in the CAR. NJDEP does not allow this method of construction in an underwater environment that is not completely "dry". Alternate repair methods are being developed by IH as the CAR continues to be progressed. IH is finalizing their reports and working on the preliminary design to support the effort to acquire the necessary permits.

IH has continued to work on both the CAR and SFR. A copy of both reports has been forwarded for constructability review under task order C-788A-6. Task Order Consultant TPD and their subconsultant Childs Engineering has performed a peer-review of the documents for four (4) bridges in the CAR. A meeting between Engineering and IH was held November 22<sup>nd</sup> to discuss Commission and TPD/Childs comments on the SFR. Revised pages of the SFR were received late December and were reviewed by Commission staff and TPD/Childs.

## BRIDGE INSPECTION PLATFORM LAYOUT AND DESIGN TOLL-SUPPORTED BRIDGES

Design

Task Order Assignment No. C-788A-5  
(HDH/MEM)

The purpose of this project is to develop detailed temporary rigging access platforms, cabling and attachment details for internal Commission use. Rigging access is needed to inspect and maintain the underside of the Commission's Toll-Supported Bridges. The rigging system shall be designed to be efficiently installed, operated, and maneuvered by Commission staff.

Traffic Planning and Design, Inc (TPD) was provided with Notice to Proceed on September 24, 2024. A kick-off meeting was held on October 6. After field site visits during the October month, a meeting was held with Maintenance, Engineering, TPD and TPD's subconsultant Malick Sherer (MS). A draft report was received on January 20<sup>th</sup>, which is under review by Commission staff.

## CONSTRUCTABILITY REVIEW OF UNDERWATER SUBSTRUCTURE IMPROVEMENTS – AL REGIONS (C-782A)

Design

Task Order Assignment No. C-788A-6  
(HDH/SJB)

Under the standing C-788A Structural/Civil Task Order Agreement, Traffic Planning and Design, Inc. (TPD) along with their sub-consultant Childs Engineering will perform a constructability review of the design of the underwater pier repairs being prepared under Contract C-782A. TPD was provided with the full Notice-to-Proceed date of October 21, 2024.

## **DELAWARE RIVER JOINT TOLL BRIDGE COMMISSION**

**February 24, 2025**

### **PROJECT STATUS REPORT**

On August 19<sup>th</sup> a pre-proposal/scoping meeting was held with TPD and Childs Engineering to discuss a peer review of IH's C-782A Condition Assessment Report (CAR) with emphasis on constructability. This report contains recommendations for underwater and scour remediation repairs to the main river bridge piers at each river crossing.

The CAR and SFR were delivered to TPD who provided a submittal of the draft constructability review for the C-782A contract Condition Assessment Report on November 27<sup>th</sup>, 2024. This report was reviewed by Commission staff, and a meeting was held with TPD and Childs to discuss findings. A review workshop with IH was held January 29, 2025.

### **EXIGENT SUBSTRUCTURE MASONRY REHABILITATION**

Construction Contracts No:

- TS-694B – Lumberville-Raven Rock TSB Exigent Substructure Masonry Rehabilitation
- TS-694C – Calhoun Street TSB Exigent Substructure Masonry Rehabilitation
- TS-694D – Washington Crossing TSB Exigent Substructure Masonry Rehabilitation
- TS-694E – Riverton-Belvidere TSB Exigent Substructure Masonry Rehabilitation  
(EVO/MEM)

These contracts are for the rehabilitation of existing masonry joints at the abutments, piers, and retaining walls at four (4) locations as directed by the Commission. These exigent substructure masonry rehabilitation projects are an extension of the TS-694A - New Hope – Lambertville Toll-Supported Bridge Rehabilitation Design. This work includes the cleaning and repointing of existing masonry joints, the removal and salvaging existing masonry, constructing mortar beds, placing stones back in their original locations, and repointing courses on piers, abutments at designated locations as directed by the Commission. Torrado and the inspector communicated daily and recorded the linear footage of repointing on each face the substructure units.

The contractor, Torrado Construction began work at the first bridge site, Lumberville-Raven Rock on July 23, 2024, and was substantially complete on October 9, 2024. Torrado completed the spall repair located at the bottom of the Pier 2 nose at Lumberville-Raven Rock on November 11, 2024 once the additional spall repair material ordered was available and completed the repointing at Pier 4 at the Calhoun Street bridge on November 13, 2024.

Torrado did not return to the project site after November 13, 2024 due to decreasing temperatures. The project will resume in the spring of 2025 when the temperature is consistently 40 degrees and above, which is more conducive for successful repointing work.

### **BRIDGE MONITOR SHELTER ENHANCEMENTS PROGRAM DEVELOPMENT**

Task Order Assignment No. C-771A-1  
(WMC/KMS)

French & Parrello Associates, P.A. and their sub-consultant, USA Architects, Planners + Interior Designers are developing a system-wide program to enhance the Commission's inventory of bridge monitor shelters. Work involved preparing the program needs assessment, as discussed

# DELAWARE RIVER JOINT TOLL BRIDGE COMMISSION

February 24, 2025

## PROJECT STATUS REPORT

during the April 22nd meeting with Commission staff, and continued through the reporting period. A revised site constraints analysis was submitted addressing previously provided comments from the Commission. Additionally, the Commission received revised drawings for the primary and satellite shelter prototypes.

### ELECTRONIC SURVEILLANCE / DETECTION SYSTEM

NETWORK VIDEO MANAGEMENT SYSTEM (NVMS) INTEGRATOR SERVICES

Contract No. DB-768A

(WMC/KMS)

Dynamic Security, LLC (dba Secuni) continued to provide maintenance services of headend type equipment in support of the Electronic Surveillance / Detection System under the direction of the Commission's Public Safety and Bridge Security Department, who operates the system from the Control Centers located at the New Jersey State Police's Regional Operation and Information Center (ROIC) in West Trenton, New Jersey and the New Hope-Lambertville Toll Bridge facility in New Hope, Pennsylvania.

### ELECTRONIC TOLL COLLECTION

CUSTOMER SERVICE CENTER/VIOLATION PROCESSING CENTER PROJECT

Contract No. DB-584A

(CAS/KMS)

Commission Staff are working with the New Jersey E-ZPass Customer Service Center (NJ E-ZPass CSC) provider, Conduent, to implement IAG Interface Control Document (ICD) version 1.60. This will allow CSCs to receive data and process transactions from other transponder protocols such as SeGo and 6C, in addition to the current TDM protocol, as well as other functionalities. After testing is completed with the NJ E-ZPass CSC and the Inter Agency Group Hub, go-live will be scheduled.

Conduent continues to develop the **real time digital payment function** at the NJ E-ZPass CSC for toll by plate customers. Conduent revised the terms and conditions that will be displayed on the NJ E-ZPass website, and they are being reviewed by the NJTA. Conduent has released this functionality into the NJ CSC software, and they are proceeding with testing it through a small group of individuals.

For the **NJ E-ZPass CSC Services re-procurement**, the New Jersey Turnpike Authority (NJTA) awarded the agreements at their Board Meeting. The NJTA is addressing a procurement challenge.

The NJTA, as the lead agency, is facilitating all meetings with the other agencies and Conduent to manage the implementation of outstanding system elements for the New Jersey E-ZPass Customer Service Center.

**DELAWARE RIVER JOINT TOLL BRIDGE COMMISSION**

**February 24, 2025  
PROJECT STATUS REPORT**

**ELECTRONIC TOLL COLLECTION SYSTEM REPLACEMENT**

**Design, Build and Maintain  
Contract No. DB-540A  
(CAS/KMS)**

TransCore completed the preparation of the remaining seven (7) toll plazas for the installation of the Encompass E6 multiprotocol reader. This included installing the cabling from the proposed reader location to each antenna. TransCore installed the E6 multiprotocol reader at the New Hope – Lambertville, Milford – Montague, Portland – Columbia and Easton – Phillipsburg Toll Bridges.

Commission Staff are working with TransCore and the NJ E-ZPass CSC provider, Conduent, to implement IAG Interface Control Document (ICD) version 1.60. This will allow CSCs to receive data and process transactions from other transponder protocols such as SeGo and 6C, in addition to the current TDM protocol, as well as other functionalities. After testing is completed with the Inter Agency Group Hub, go-live will be scheduled.

Commission Staff and TransCore meet monthly to review and discuss system operational and maintenance items. A weekly call also takes place to briefly review system maintenance items for the week.

**JOB ORDER CONTRACTING SERVICES**

**JOB ORDER CONTRACTING PROGRAM MANAGER  
Contract No. C-727A  
(WMC/KMS)**

The Gordian Group continued to provide program management services in support of the Commission’s Job Order Contracting Program involving development of price proposals within the information management software as well as the construction management services in support of each individual job order.

**JOB ORDER CONTRACTING SERVICES  
FOR BRIDGE, HIGHWAY, AND CIVIL WORK – NORTH REGION  
Contract No. T/TS-784A  
(WMC/KMS)**

Representatives from Mount Construction Company participated in a training session on June 28, 2023 involving the JOC Information Management Software, using the Construction Task Catalog and the understanding the Job Order Development Process.

Notice-to-Proceed was issued effective July 1, 2023.



**DELAWARE RIVER JOINT TOLL BRIDGE COMMISSION**

**February 24, 2025  
PROJECT STATUS REPORT**

**JOB ORDER CONTRACTING SERVICES  
FOR BRIDGE, HIGHWAY, AND CIVIL WORK – SOUTH REGION  
Contract No. T/TS-785A  
(WMC/KMS)**

Representatives from Mount Construction Company participated in a training session on June 28, 2023 involving the JOC Information Management Software, using the Construction Task Catalog and the understanding the Job Order Development Process.

Notice-to-Proceed was issued effective July 1, 2023.

**JOB ORDER CONTRACTING SERVICES  
FOR BUILDING AND FACILITY WORK – NORTH REGION  
Contract No. T/TS-786A  
(WMC/KMS)**

Representatives from Mount Construction Company participated in a training session on June 28, 2023 involving the JOC Information Management Software, using the Construction Task Catalog and the understanding the Job Order Development Process.

Notice-to-Proceed was issued effective July 1, 2023.

**JOB ORDER CONTRACTING SERVICES  
FOR BUILDING AND FACILITY WORK – SOUTH REGION  
Contract No. T/TS-787A  
(WMC/KMS)**

Representatives from A.P. Construction participated in a training session on June 28, 2023 involving the JOC Information Management Software, using the Construction Task Catalog and the understanding the Job Order Development Process.

Notice-to-Proceed was issued effective July 1, 2023.

**GENERAL ENGINEERING CONSULTANT  
2023-2024 Annual Inspections  
Contract No. C-757A  
(HDH/MEM)**

As the Commission's General Engineering Consultant (GEC), Pickering, Corts & Summerson (PCS) provided Annual Inspection Services for Toll Bridges in 2021 and 2023, and Toll-Supported bridges in 2022 and 2024. A modification to the GEC contract in November of 2024 provided PCS a second and last extension for the 2025-2026 cycle inspections.

# **DELAWARE RIVER JOINT TOLL BRIDGE COMMISSION**

**February 24, 2025**

## **PROJECT STATUS REPORT**

Toll Bridges and Facilities are scheduled to be inspected April through August of 2025. A kick-off meeting for the 2025 inspections will be scheduled between Maintenance, Engineering and the GEC in February. Toll-Supported Bridges and Facilities will be inspected in 2026.

## **TOLL PLAZA RESTRIPING**

Design

Task Order Assignment No. C-760A-6  
(JRB/SJB)

Under this Task Order Assignment (TOA) the Consultant, Remington & Vernick Engineers (RVE), is providing professional consulting services to review, analyze, provide alternatives, and prepare construction plans for revised toll plaza and approach restriping at the seven (7) traditional toll plazas.

A kickoff meeting was held on October 5, 2023, via MS Teams. A research assessment report was submitted to the Commission on October 19, 2023, and a meeting was held on October 24, 2023, to discuss it. A revised report was submitted on November 20, 2023, for internal review and coordination. A status meeting was held on February 14, 2024. RVE submitted an updated assessment report based on additional Commission comments on February 21 and it is currently under review. RVE submitted preliminary plans on April 1, 2024, and comments were provided back to RVE on April 22. Plans for Interstate 78 and Trenton – Morrisville were finalized on May 20 and provided to Engineering staff to incorporate into the current T-766A I-78 I-NJ Roadway Rehabilitation and Power & Communication Infrastructure Improvements project and for the current procurement of T-746A Trenton – Morrisville Toll Bridge Roadway Paving and Deck Sealing Improvements. The Commission has received final submission for the remaining five (5) toll plazas and the submission is under review.

## **TRAFFIC ENGINEERING CONSULTANT**

2021–2022/ 2023-2024 Annual Reports  
Task Order Assignment No. C-761A  
(CAS/ KMS)

Commission Staff continues to provide the monthly 2024 traffic data to Pennoni to prepare the 2024 Traffic Engineering report that will summarize the 2024 traffic and revenue and forecast the 2025 traffic and revenue. Pennoni submitted a proposal to prepare a Traffic and Toll Revenue Study, which will include projected bridge traffic volume and revenue for each year from 2026 through 2030 (5 years). The report format will be structured to support a potential bond offering.

Commission Staff prepared resolution for the February 2025 Commission Meeting to accept the 2024 Traffic Engineering Report entitled “Year 2025 Toll Bridge Traffic Volume and Revenue Projections”. A second resolution was prepared to exercise the contracts second, 2-year option and to modify the agreement for the 5-year Traffic and Toll Revenue Study.

# **DELAWARE RIVER JOINT TOLL BRIDGE COMMISSION**

**February 24, 2025  
PROJECT STATUS REPORT**

## **TRAFFIC COUNT PROGRAM UPGRADE Contract No. DR-550A (JRB/CAS)**

A Purchase Order was issued to Signal Service, Inc. of West Chester, PA for new overhead traffic counters radar units and support materials in April 2023. Signal Service (SS) is a member of the Pennsylvania Department of General Services COSTARS Program.

Commission staff and Signal Service continue to monitor and reconfigure or recalibrate the sensors at many bridges when needed. There are a few bridges that are problematic, including Uhlerstown – Frenchtown, Upper Black Eddy – Milford, and Riverton – Belvidere where narrow approach roadways coupled with steel guiderail has caused issues with radar counts.

At the New Hope-Lambertville Toll-Supported bridge, on September 9, 2024, the traffic counter was relocated to the PA Approach. Counts continue to be monitored due to ongoing construction and the one-way detour in place. The counter will need recalibration when the detour is lifted, currently planned for February 2025.

Signal Service was issued a Purchase Order for 2025 Maintenance Services, including quarterly preventative maintenance, on January 27, 2025.

Engineering and SS will continue monitoring any issues with the sensors at other Toll-Supported Bridges where geometry and roadway appurtenances cause problems.

## **ELECTRONIC TOLL COLLECTION / TOLLING TASK ORDER CONSULTANT E6 MPR TESTING Task Order Assignment No. C-770A-2 (CAS/ KMS)**

TransCore completed the preparation of the remaining seven (7) toll plazas for the installation of the Encompass E6 multiprotocol reader. This included installing the cabling from the proposed reader location to each antenna. TransCore installed the E6 multiprotocol reader at the New Hope – Lambertville, Easton – Phillipsburg, Portland – Columbia and Milford – Montague Toll Bridges. This reader enables the Commission toll facilities to read transponders that use TDM (IAG), SeGo or 6C protocols, an IAG directive. TransCore and RK&K will collect data to document the performance of the reader in multiprotocol operation as each plaza is cut over to the new reader. This data will assist TransCore in determining if additional tuning of the reader is needed as they are placed into the production environment.

**DELAWARE RIVER JOINT TOLL BRIDGE COMMISSION**

**February 24, 2025  
PROJECT STATUS REPORT**

**SOFT AET PROGRAM MANAGEMENT AND ROADWAY SIGN REPLACEMENT**

Design

Task Order Assignment No. C-770A-3  
(CAS/ KMS)

Job Order Contract agreements to support All Electronic Tolling (AET) in Place at the Trenton – Morrisville, I-78, Easton – Phillipsburg, and Delaware Water Gap Toll Bridges were executed with Mount Construction. Mount Construction was provided with the Contract’s Notice to Proceed effective December 10, 2024. RK&K participated on bi-weekly project status meetings with the Job Order Contract team. Mount Construction installed the toll plaza signs, post mounted signs and sign overlays prior to the January 12, 2025, conversion to cashless tolling. Upon delivery of the large overhead roadway signs for the Trenton – Morrisville, I-78, Easton – Phillipsburg and Delaware Water Gap Toll Bridges, they will be installed.

RK&K team is providing program management services for the transition to soft All Electronic Tolling (AET) under this task order assignment. RK&K prepared the final agreement for execution by TransCore and the Commission that was based off of the SJTA procurement approach that includes a provision for all the agencies of the New Jersey E-ZPass Customer Service Center to purchase their toll system. Commission Staff worked with TransCore to receive and accept their insurance certificate and project bonding. The agreement was signed and once all contract documents are received a notice to proceed will be issued to TransCore.

**TOLL SIGN REPLACEMENTS AT I-78 TOLL BRIDGE**

Construction

Job Order Contract No. T/TS-784A-4  
(CAS/KMS)

This Job Order Contract for an amount not-to-exceed \$68,018.60 is for the installation of advanced tolling signs at the I-78 bridge approach and toll plaza in preparation to transitioning to All Electronic Tolling In-place at this bridge on January 12, 2025. The Toll Sign Replacement contractor is Mount Construction Company, Incorporated of Berlin, New Jersey. Mount was provided with the Contract’s Notice to Proceed effective December 10, 2024. On January 8 & 9, 2025, Mount removed and replaced the toll signs within the toll plaza, eradicated the E-ZPass pavement markings and installed the appropriate overlays on the existing signs in preparation for the elimination of the cash option. The large sign on the overhead sign structure just prior to the toll plaza will be replaced in early February 2025

**TOLL SIGN REPLACEMENTS AT EASTON-PHILLIPSBURG TOLL BRIDGE**

Construction

Job Order Contract No. T/TS-784A-5  
(CAS/KMS)

This Job Order Contract for an amount not-to-exceed \$70,500.70 is for the installation of advanced tolling signs at the Easton-Phillipsburg bridge approach and toll plaza in preparation to

# **DELAWARE RIVER JOINT TOLL BRIDGE COMMISSION**

**February 24, 2025**

## **PROJECT STATUS REPORT**

transitioning to All Electronic Tolling In-place at this bridge on January 12, 2025. The Toll Sign Replacement contractor is Mount Construction Company, Incorporated of Berlin, New Jersey. On January 2, 2025, Mount removed and replaced the toll signs within the toll plaza and eradicated the E-ZPass pavement markings in preparation of the elimination of the cash option. The appropriate overlays on the existing signs and new ground mounted signs were installed on January 23, 2025. The large sign on the overhead sign structure east of the toll plaza will be replaced in early February 2025.

### **TOLL SIGN REPLACEMENTS AT DELAWARE WATER GAP TOLL BRIDGE**

Construction

Job Order Contract No. T/TS-784A-6

(CAS/KMS)

This Job Order Contract for an amount not-to-exceed \$106,412.71 is for the installation of advanced tolling signs at the Delaware Water Gap bridge approach and toll plaza in preparation to transitioning to All Electronic Tolling In-place at this bridge on January 12, 2025. The Toll Sign Replacement contractor is Mount Construction Company, Incorporated of Berlin, New Jersey. Mount was provided with the Contract's Notice to Proceed effective December 10, 2024. On January 3, 2025, Mount removed and replaced the toll signs within the toll plaza to in preparation for the elimination of the cash option. The large signs on the overhead sign structures approaching the river bridge in NJ will be replaced in early February 2025.

### **TOLL SIGN REPLACEMENTS AT NEW HOPE-LAMBERTVILLE TOLL BRIDGE**

Construction

Job Order Contract No. T/TS-785A-1

(CAS/KMS)

This Job Order Contract is for the installation of advanced tolling signs along the New Hope-Lambertville toll bridge approach and at the toll plaza in preparation to transitioning to All Electronic Tolling In-place at this bridge on June 16, 2024. The Toll Sign Replacement contractor is Mount Construction Company, Incorporated of Berlin, New Jersey. Mount was provided with the Contract's Notice to Proceed effective May 24, 2024 and began sign installation and replacement work at this bridge on June 12, 2024. Mount completed the sign replacements within the toll plaza and replaced the advance signage in New Jersey prior to going to all electronic tolling on June 16, 2024. Three (3) large overhead signs on the bridge required additional structural support, which was submitted by Mount and approved by the design engineer RK&K. Two (2) of these remaining three (3) overhead signs were installed on September 27, 2024 and the remaining overhead sign was replaced on October 4, 2024, completing the AET sign placements for this facility. The final project financials were executed during the reporting period and the closeout documentation is being ascertained.

**DELAWARE RIVER JOINT TOLL BRIDGE COMMISSION**

**February 24, 2025  
PROJECT STATUS REPORT**

**TOLL SIGN REPLACEMENTS AT TRENTON-MORRISVILLE TOLL BRIDGE**

Construction

Job Order Contract No. T/TS-785A-2

(CAS/KMS)

This Job Order Contract for an amount not-to-exceed \$79,296.67 is for the installation of advanced tolling signs at the Trenton-Morrisville bridge approach and toll plaza in preparation to transitioning to All Electronic Tolling In-place at this bridge on January 12, 2025. The Toll Sign Replacement contractor is Mount Construction Company, Incorporated of Berlin, New Jersey. Mount was provided with the Contract's Notice to Proceed effective December 10, 2024. On January 7, 2025, Mount removed and replaced the toll signs within the toll plaza in preparation for the elimination of the cash option. Mount removed and replaced the ground mounted signs throughout the project on January 24<sup>th</sup>. The large sign on the overhead sign structure just prior to the toll plaza will be replaced, the existing sign on the Broad St. overpass to be removed, and the pavement markings in the E-ZPass Only lanes will be eradicated in early February 2025.

# **DELAWARE RIVER JOINT TOLL BRIDGE COMMISSION**

**Meeting of February 24, 2025**

## **OPERATIONS**

The following Pages reflect the reports on those items assigned to the Operations Department. Each item is reported separately and page numbered accordingly.

**DELAWARE RIVER JOINT TOLL BRIDGE COMMISSION**

**Meeting of February 24, 2025**

**OPERATIONS INDEX  
FOR  
PUBLIC SAFETY & BRIDGE SECURITY**

<b>SUBJECT</b>	<b>DESCRIPTION</b>	<b>PAGE NUMBER</b>
Public Safety & Bridge Security	Status Reports Month of January 2025	1-22



DELAWARE RIVER JOINT TOLL BRIDGE COMMISSION  
Meeting of February 24, 2025

PUBLIC SAFETY AND BRIDGE SECURITY  
Month of January 2025

The below-listed items represent meetings, communications, tasks, and projects involving the Public Safety and Bridge Security Department (PSBS):

Radio System

- PSBS personnel and the New Jersey State Police investigated various DRJTBC radio issues during January 2025. Both agencies and Motorola investigated putting a micro antenna system on the new Trenton-Morrisville facility to reach the NJSP Bordentown radio tower instead of seeking permission to go on the NJ Labor and Industry building in Trenton, NJ. After a review of the same, the Bordentown Tower does not seem cost-effective.
- In January 2025, ESS Maintenance staff installed and programmed new radios for various new vehicles.
- In January 2025, ESS Maintenance staff continued to work with the Regions and IT to update the Maximo radio inventory database.

Access Control System

- In January 2025, ESS Maintenance staff continued upgrading components of the Commission's access control system and adjusting doors to ensure the security of commission facilities.
- In January 2025, the Access Control System (ACS) database was audited, and pictures were updated for employees and contractor cards.
- Various employee ACS rights were updated and changed at the supervisors' request.
- Various door alarms and ACS issues were investigated and addressed.

Public Safety & Bridge Security

- PSBS continued to arrange various Pennsylvania State Police (PSP) enforcement details and safety checks at Commission bridges.

DELAWARE RIVER JOINT TOLL BRIDGE COMMISSION  
Meeting of February 24, 2025

PUBLIC SAFETY AND BRIDGE SECURITY  
Month of January 2025

- PSBS Control Center (CC) continues to operate 24/7 detects, documents, and assists the regional bridges with various emergencies, traffic, and security-related incidents.
- During January 2025, PSBS worked with Human Resources (HR) on various internal investigations.
- During January 2025, PSBS personnel worked with several police departments and DRJTBC personnel on various inquiries and investigations. As a result, PSBS personnel investigated (38) video requests.
- In January 2025, PSBS Staff attended the I-78 NJ Roadway Rehabilitation and Power & Communication Infrastructure meeting.
- In January 2025, PSBS personnel reviewed and purged the ESS video storage database that contains copies of videos requested by DRJTBC personnel and outside agencies.
- In January 2025, PSBS continued working with Engineering to construct the Southern Operations & Maintenance Facilities – Trenton-Morrisville Control Center Project.
- In January 2025, work continued at the New Hope Control Center on the Computer Aided Dispatch System (CAD), and the Carousel integrated phone system. PSBS Staff and Engineering continue to conduct Bi-Weekly meetings with Motorola and Carousel regarding the CAD and phone system.
- In January 2025, PSBS attended and participated in the DRJTBC Monthly WPSC meeting.
- In January 2025, PSBS completed monthly NJSP and PSP billing processing.
- In January 2025, PSBS assisted in Security details for the DRJTBC monthly Committee and Commission meetings.
- In January 2025, PSBS assisted with supplemental overweight crossing prevention details at the New Hope-Lambertville Toll Supported Bridge during the bridge rehabilitation project.
- In January 2025, PSBS staff conducted interviews for Bridge Monitor II and Control Center positions.

DELAWARE RIVER JOINT TOLL BRIDGE COMMISSION  
Meeting of February 24, 2025

PUBLIC SAFETY AND BRIDGE SECURITY  
Month of January 2025

Electronic Security Surveillance (ESS) Maintenance

- In January 2025, ESS Maintenance responded to and closed 65 Maximo work orders concerning the Commission's ESS and radio systems.
- In January 2025, ESS Maintenance spent two weeks at the New Hope - Lambertville Toll Supported Bridge upgrading all the fiber optic network from multimode to single mode fiber, reinstalling 16 cameras, and an additional two cameras to the sidewalk.
- In January 2025, ESS Maintenance worked with the I78 contractors to bring 28 new cameras online to extend our camera views to exit 3 in New Jersey.
- In January 2025, ESS Maintenance demoed RGB Spectrum a manufacture of video processing equipment, display and control solutions. The ESS team built a video wall layout and a 4-monitor desk display allowing the Control Center Operators to get a hands experience.

Toll Department

1. Assisted with the AET conversion at TM, I78, EP and DWG on January 12th.
2. Facilitated post-conversion AET meeting with various Commission Departments
3. Crafted and distributed the new 12 hour schedules for Toll Operations
4. Created and circulated 2025 Toll vacation and on-call supplemental shift selection forms
5. Held weekly Teams meetings with Lieutenants and DDOT to keep staff informed of any updates and answer questions
6. Attended monthly TransCore Maintenance meeting
7. Participated in TransCore weekly Teams meetings and assist with any toll system updates
8. Coordinate with E-ZPass Department to schedule newly appointed Customer Service / Toll Auditor employees to attend in-house training
9. Continue to work with TES to schedule training for Toll Personnel
10. Continue to monitor traffic flow to adjust lane closures if needed
11. Approve and monitor payroll / address any ADP or portal issues
12. Visited toll locations to meet with staff and discuss any issues

## January 2025 NJSP/PSP DRJTBC Combined Stats

Bridges	N/R Accidents		Reportable Accidents		Motorist Assists		Other	
	NJ	PA	NJ	PA	NJ	PA	NJ	PA
Milford-Montague Toll Bridge (R0440)	0	0	0	0	1	0	0	0
Delaware Water Gap Toll Bridge (N0641)	0	2	2	0	1	4	0	3
Portland-Columbia Pedestrian TSB (M0642)	0	0	0	0	0	0	1	0
Portland-Columbia Toll Bridge (M0643)	0	0	0	0	0	0	0	0
Riverton-Belvidere Toll Supported Bridge (M0644)	0	0	0	0	0	1	0	0
Easton-Phillipsburg Toll Bridge (M0645)	0	0	0	2	0	0	0	1
Northampton St TSB (M0646)	0	1	1	0	0	0	0	2
I-78 Toll Bridge (M0646)	0	1	1	1	1	3	0	5
Riegelsville Toll Supported Bridge (M0248)	0	0	0	0	0	0	0	0
Upper Black Eddy Milford Toll Supported (M0249)	0	0	0	0	0	0	0	0
Uhlertown Frenchtown TSB (M0250)	0	0	1	0	0	0	0	0
Lumberville Raven Rock TSB Ped. (M0251)	0	0	0	0	0	0	0	0
Centre Bridge Stockton TSB (M0252)	0	0	0	0	0	0	0	0
New Hope Lambertville Toll (M0253)	0	1	0	0	0	0	0	0
New Hope Lambertville TSB (M0254)	0	0	0	0	0	0	0	1
Washington Crossing TSB (M0355)	0	1	1	0	0	0	1	1
Scudder Falls Toll (M0356)	0	0	2	0	2	2	0	2
Calhoun St TSB (M0357)	0	1	0	1	0	0	0	0
Lower Trenton TSB (M0358)	0	0	1	0	0	0	0	0
Morrisville Trenton Toll (M0359)	0	7	2	1	1	1	0	0

	Citations	Warnings	Security Checks
New Jersey State Police	19	11	476
<b>Pennsylvania State Police</b>	50	136	494

# January 2025 Overweight Crossings-Central Region

1/31/2024

Bridge	Total Turnarounds	Total Overweights	Total Manned	Total Unmanned	NJSP Response	Summons Issued	Warnings Issued	PSP Response	Citations Issued	Warnings Issued2	Local Police Response	No Response
Riverton-Belvidere	171	1	1	0	0	0	0	0	0	0	0	1
Northampton St.	672	0	0	0	0	0	0	0	0	0	0	0
Riegelsville	162	0	0	0	0	0	0	0	0	0	0	0
Uhlerstown - Frenchtown	121	2	1	1	2	1	1	0	0	0	0	0
<b>January Totals</b>	<b>1126</b>	<b>3</b>	<b>2</b>	<b>1</b>	<b>2</b>	<b>1</b>	<b>1</b>	<b>0</b>	<b>0</b>	<b>0</b>	<b>0</b>	<b>1</b>

Bridge	Total Turnarounds	Total Overweights	Total Manned	Total Unmanned	NJSP Response	Summons Issued	Warnings Issued	PSP Response	Citations Issued	Warnings Issued	Local Police Response	No Response
Riverton-Belvidere	171	1	1	0	0	0	0	0	0	0	0	1
Northampton St.	672	0	0	0	0	0	0	0	0	0	0	0
Riegelsville	162	0	0	0	0	0	0	0	0	0	0	0
Uhlerstown - Frenchtown	121	2	1	1	2	1	1	0	0	0	0	0
	0	0	0	0	0	0	0	0	0	0	0	0
<b>Year to Date Totals</b>	<b>1126</b>	<b>3</b>	<b>2</b>	<b>1</b>	<b>2</b>	<b>1</b>	<b>1</b>	<b>0</b>	<b>0</b>	<b>0</b>	<b>0</b>	<b>1</b>

# January 2025 Overweight Crossings-Southern Region

1/31/2025

Bridge	Total Turnarounds	Total Overweights	Total Manned	Total Unmanned	NJSP Response	Summons Issued	Warnings Issued	PSP Response	Citations Issued	Warnings Issued2	Local Police Response	No Response
Lower Trenton	37	0	0	0	0	0	0	0	0	0	0	0
Calhoun Street	66	4	4	0	2	0	2	2	0	2	0	0
Washington Crossing	113	3	0	3	2	2	0	1	0	1	0	0
New Hope	192	0	0	0	0	0	0	0	0	0	0	0
Lambertville												
Centre Bridge	66	4	0	4	4	4	0	0	0	0	0	0
Stockton												
<b>January Totals</b>	<b>474</b>	<b>11</b>	<b>4</b>	<b>7</b>	<b>8</b>	<b>6</b>	<b>2</b>	<b>3</b>	<b>0</b>	<b>3</b>	<b>0</b>	<b>0</b>

Bridge	Total Turnarounds	Total Overweights	Total Manned	Total Unmanned	NJSP Response	Summons Issued	Warnings Issued	PSP Response	Citations Issued	Warnings Issued	Local Police Response	No Response
Lower Trenton	37	0	0	0	0	0	0	0	0	0	0	0
Calhoun Street	66	4	4	0	2	0	2	2	0	2	0	0
Washington Crossing	113	3	0	3	2	2	0	1	0	1	0	0
New Hope	192	0	0	0	0	0	0	0	0	0	0	0
Lambertville												
Centre Bridge	66	4	0	4	4	4	0	0	0	0	0	0
Stockton												
<b>Year to Date Totals</b>	<b>474</b>	<b>11</b>	<b>4</b>	<b>7</b>	<b>8</b>	<b>6</b>	<b>2</b>	<b>3</b>	<b>0</b>	<b>3</b>	<b>0</b>	<b>0</b>



Belvidere	January	February	March	April	May	June	July	August	September	October	November	December	Year to date totals
Overweight Crossings	0												0
Washington Crossing	January	February	March	April	May	June	July	August	September	October	November	December	Year to date totals
Turnarounds	113												113
NJ Side	110												110
PA Side	3												3
Overweight Crossings	3												3
Calhoun Street	January	February	March	April	May	June	July	August	September	October	November	December	Year to date totals
Turnarounds	66												66
NJ Side	51												51
PA Side	15												15
Overweight Crossings	4												4
Lower Trenton	January	February	March	April	May	June	July	August	September	October	November	December	Year to date totals
Turnarounds	37												37
NJ Side	37												37
PA Side	0												0
Overweight Crossings	0												0



## Monthly Activity Report

January 2025

Location	Bridge Checks	Overweights	Accidents	Jumpers	Disabled Vehicles	Medical Emeraencies
Lower Trenton	107	0	4	0	0	0
Calhoun Street	128	4	2	0	2	0
Langhorne	76	0	0	0	0	0
Scudder Falls	288	0	1	0	3	0
Washington Crossing	123	3	2	0	0	0
New Hope	76	0	0	0	0	0
Lambertville Centre Bridge	77	4	0	0	0	0
Stockton	21	0	0	0	0	0
Lumberville	49	2	1	0	0	0
RavenRock	53	0	0	0	0	0
Uhlersown	124	0	1	0	0	0
Frenchtown	170	0	2	0	0	2
Upper Black Eddy	63	1	0	0	0	0
Milford	1355	14	13	0	5	2
Riegelsville						
Northampton St.						
Riverton						
Belvidere						
Totals						

## Yearly Totals

Location	Bridge Checks	Overweights	Accidents	Jumpers	Disabled Vehicles	Medical Emeraencies
Lower Trenton	107	0	4	0	0	0
Calhoun Street	128	4	2	0	2	0
Langhorne	76	0	0	0	0	0
Scudder Falls	288	0	1	0	3	0
Washington Crossing	123	3	2	0	0	0
New Hope	76	0	0	0	0	0
Lambertville Centre Bridge	77	4	0	0	0	0
Stockton						

Location	Bridge Checks	Overweights	Accidents	Jumpers	Disabled Vehicles	Medical Emergencies
Lumberville	21	0	0	0	0	0
RavenRock						
Uhlersown	49	2	1	0	0	0
Frenchtown						
Upper Black Eddy	53	0	0	0	0	0
Milford						
Riegelsville	124	0	1	0	0	0
Northampton St.	170	0	2	0	0	2
Riverton						
Belvidere	63	1	0	0	0	0
Totals	<b>1355</b>	<b>14</b>	<b>13</b>	<b>0</b>	<b>5</b>	<b>2</b>

DELAWARE RIVER JOINT TOLL BRIDGE COMMISSION

MONTHLY ACTIVITY SERVICES RENDERED REPORT

BRIDGE Riverton-Belvidere

MONTH January

YEAR 2025

ACTIVITY/SERVICE	WEEK OF 4-Jan	WEEK OF 11-Jan	WEEK OF 18-Jan	WEEK OF 25-Jan	TOTAL
Hours Worked	184	168	182	184	718
Patrols	80	57	70	63	270
Overweight Crossings	1	0	1	0	2
Overweights Refused	41	47	47	42	177
Pass Through	1	4	7	5	17
Disabled Vehicles	2	0	0	0	2
Accidents	0	0	0	0	0
Police Requests	6	5	7	10	28
Fire Dept. Requests	0	1	0	0	1
EMS / First Aid Requests	0	0	0	0	0
Traffic Control	6	2	5	0	13
Jumpers / Code 100	0	0	0	0	0
Public Interactions	40	19	37	19	115
Bicycle Warnings	0	0	0	0	0
Other	14	9	13	16	52

**NOTES:**

DELAWARE RIVER JOINT TOLL BRIDGE COMMISSION

MONTHLY ACTIVITY SERVICES RENDERED REPORT

BRIDGE Northampton Street

MONTH January

YEAR 2025

ACTIVITY/SERVICE	WEEK OF 4-Jan	WEEK OF 11-Jan	WEEK OF 18-Jan	WEEK OF 25-Jan	TOTAL
Hours Worked	336	337	344	344	1361
Patrols	152	114	147	83	496
Overweight Crossings	0	0	0	0	0
Overweights Refused	165	161	171	175	672
Pass Through	2	5	5	3	15
Disabled Vehicles	0	0	0	0	0
Accidents	1	0	1	0	2
Police Requests	1	1	1	0	3
Fire Dept. Requests	0	0	0	0	0
EMS / First Aid Requests	0	0	0	0	0
Traffic Control	6	13	14	14	47
Jumpers / Code 100	1	0	0	0	1
Public Interactions	120	54	86	54	314
Bicycle Warnings	6	0	4	6	16
Other	30	28	26	26	110

**NOTES:**

DELAWARE RIVER JOINT TOLL BRIDGE COMMISSION

MONTHLY ACTIVITY SERVICES RENDERED REPORT

BRIDGE Riegelsville

MONTH January

YEAR 2025

ACTIVITY/SERVICE	WEEK OF 4-Jan	WEEK OF 11-Jan	WEEK OF 18-Jan	WEEK OF 25-Jan	TOTAL
Hours Worked	336	336	348	352	1372
Patrols	135	123	149	106	513
Overweight Crossings	0	0	0	0	0
Overweights Refused	33	38	52	39	162
Pass Through	3	4	0	0	7
Disabled Vehicles	0	0	0	0	0
Accidents	0	0	0	1	1
Police Requests	0	1	1	1	3
Fire Dept. Requests	0	0	0	0	0
EMS / First Aid Requests	0	0	0	0	0
Traffic Control	3	0	1	3	7
Jumpers / Code 100	0	0	0	0	0
Public Interactions	52	41	31	36	160
Bicycle Warnings	0	0	0	0	0
Other	31	29	30	30	120

**NOTES:**

DELAWARE RIVER JOINT TOLL BRIDGE COMMISSION

MONTHLY ACTIVITY SERVICES RENDERED REPORT

BRIDGE Upper Black Eddy-Milford

MONTH January

YEAR 2025

ACTIVITY/SERVICE	WEEK OF 4-Jan	WEEK OF 11-Jan	WEEK OF 18-Jan	WEEK OF 25-Jan	TOTAL
Hours Worked	70	46	76	76	268
Patrols	35	22	38	28	123
Overweight Crossings	0	0	0	0	0
Overweights Refused	0	0	0	0	0
Pass Through	0	0	0	0	0
Disabled Vehicles	0	0	0	0	0
Accidents	0	0	0	0	0
Police Requests	0	0	0	0	0
Fire Dept. Requests	0	0	0	0	0
EMS / First Aid Requests	0	0	0	0	0
Traffic Control	0	0	0	0	0
Jumpers / Code 100	0	0	0	0	0
Public Interactions	11	1	8	6	26
Bicycle Warnings	0	0	2	0	2
Other	6	6	9	9	30

**NOTES:**

DELAWARE RIVER JOINT TOLL BRIDGE COMMISSION

MONTHLY ACTIVITY SERVICES RENDERED REPORT

BRIDGE Uhrerstown-Frenchtown

MONTH January

YEAR 2025

ACTIVITY/SERVICE	WEEK OF 4-Jan	WEEK OF 11-Jan	WEEK OF 18-Jan	WEEK OF 25-Jan	TOTAL
Hours Worked	169	76	144	106	495
Patrols	59	19	51	22	151
Overweight Crossings	0	1	1	0	2
Overweights Refused	25	28	56	12	121
Pass Through	7	2	11	5	25
Disabled Vehicles	0	0	0	0	0
Accidents	0	1	0	0	1
Police Requests	0	0	2	0	2
Fire Dept. Requests	0	0	0	0	0
EMS / First Aid Requests	0	0	0	0	0
Traffic Control	0	2	1	0	3
Jumpers / Code 100	0	0	0	0	0
Public Interactions	23	4	3	6	36
Bicycle Warnings	1	0	0	0	1
Other	13	7	14	11	45

**NOTES:**

DELAWARE RIVER JOINT TOLL BRIDGE COMMISSION

MONTHLY ACTIVITY SERVICES RENDERED REPORT

BRIDGE Portland-Columbia Pedestrian Bridge

MONTH January

YEAR 2025

ACTIVITY/SERVICE	WEEK OF 6-Jan	WEEK OF 11-Jan	WEEK OF 18-Jan	WEEK OF 25-Jan	TOTAL
Hours Worked	0	0	0	0	0
Patrols	14	16	0	0	30
Overweight Crossings	0	0	0	0	0
Overweights Refused	0	0	0	0	0
Pass Through	0	0	0	0	0
Disabled Vehicles	0	0	0	0	0
Accidents	0	0	0	0	0
Police Requests	0	0	0	0	0
Fire Dept. Requests	0	0	0	0	0
EMS / First Aid Requests	0	0	0	0	0
Traffic Control	0	0	0	0	0
Jumpers / Code 100	0	0	0	0	0
Public Interactions	0	0	0	0	0
Bicycle Warnings	0	0	0	0	0
Other	0	0	0	0	0

**NOTES:**



DELAWARE RIVER JOINT TOLL BRIDGE COMMISSION

MONTHLY ACTIVITY SERVICES RENDERED REPORT

BRIDGE Centre-Bridge Stockton

MONTH January

YEAR 2025

ACTIVITY/SERVICE	WEEK OF 11-Jan	WEEK OF 18-Jan	WEEK OF 25-Jan	WEEK OF 31-Jan	TOTAL
Hours Worked	96	88	104	84	372
Patrols	15	21	21	21	78
Overweight Crossings	1	0	1	2	4
Overweights Refused	11	23	21	11	66
Pass Through	7	4	7	3	21
Disabled Vehicles	0	0	0	0	0
Accidents	0	0	0	0	0
Police Requests	1	0	0	2	3
Fire Dept. Requests	0	0	0	0	0
EMS / First Aid Requests	0	0	0	0	0
Traffic Control	3	10	7	3	23
Jumpers / Code 100	0	0	0	0	0
Public Interactions	45	57	41	10	153
Bicycle Warnings	0	3	4	24	31
Other	0	0	0	0	0

**NOTES:**

DELAWARE RIVER JOINT TOLL BRIDGE COMMISSION

MONTHLY ACTIVITY SERVICES RENDERED REPORT

BRIDGE New Hope - Lambertville

MONTH January

YEAR 2025

ACTIVITY/SERVICE	WEEK OF 11-Jan	WEEK OF 18-Jan	WEEK OF 25-Jan	WEEK OF 31-Jan	TOTAL
Hours Worked	356	276	332	394	1358
Patrols	14	0	11	29	54
Overweight Crossings	0	0	0	0	0
Overweights Refused	107	7	8	70	192
Pass Through	1	0	0	6	7
Disabled Vehicles	0	0	0	0	0
Accidents	0	0	0	0	0
Police Requests	0	0	3	0	3
Fire Dept. Requests	0	0	0	0	0
EMS / First Aid Requests	0	0	0	0	0
Traffic Control	36	9	14	15	74
Jumpers / Code 100	0	0	0	0	0
Public Interactions	138	64	122	168	492
Bicycle Warnings	4	1	1	2	8
Other	0	0	0	0	0

**NOTES:**

DELAWARE RIVER JOINT TOLL BRIDGE COMMISSION

MONTHLY ACTIVITY SERVICES RENDERED REPORT

BRIDGE Washington Crossing

MONTH January

YEAR 2025

ACTIVITY/SERVICE	WEEK OF 11-Jan	WEEK OF 18-Jan	WEEK OF 25-Jan	WEEK OF 31-Jan	TOTAL
Hours Worked	144	132	84	116	476
Patrols	23	12	10	16	61
Overweight Crossings	2	0	0	1	3
Overweights Refused	18	36	28	31	113
Pass Through	2	0	0	1	3
Disabled Vehicles	0	0	0	0	0
Accidents	0	0	0	0	0
Police Requests	0	0	0	1	1
Fire Dept. Requests	0	0	0	0	0
EMS / First Aid Requests	0	0	0	0	0
Traffic Control	20	36	28	22	106
Jumpers / Code 100	0	0	0	0	0
Public Interactions	16	16	8	26	66
Bicycle Warnings	0	0	0	1	1
Other	0	0	0	0	0

**NOTES:**

DELAWARE RIVER JOINT TOLL BRIDGE COMMISSION

MONTHLY ACTIVITY SERVICES RENDERED REPORT

BRIDGE Calhoun Street

MONTH January

YEAR 2025

ACTIVITY/SERVICE	WEEK OF 11-Jan	WEEK OF 18-Jan	WEEK OF 25-Jan	WEEK OF 31-Jan	TOTAL
Hours Worked	240	264	296	260	1060
Patrols	42	52	50	55	199
Overweight Crossings	2	1	0	1	4
Overweights Refused	12	17	19	18	66
Pass Through	2	0	2	0	4
Disabled Vehicles	0	0	0	1	1
Accidents	1	0	0	0	1
Police Requests	1	0	0	2	3
Fire Dept. Requests	0	0	0	0	0
EMS / First Aid Requests	0	0	0	0	0
Traffic Control	5	2	1	12	20
Jumpers / Code 100	0	0	0	0	0
Public Interactions	24	27	13	32	96
Bicycle Warnings	6	4	5	5	20
Other	0	0	0	0	0

**NOTES:**

DELAWARE RIVER JOINT TOLL BRIDGE COMMISSION

MONTHLY ACTIVITY SERVICES RENDERED REPORT

BRIDGE Lower Trenton

MONTH January

YEAR 2025

ACTIVITY/SERVICE	WEEK OF 11-Jan	WEEK OF 18-Jan	WEEK OF 25-Jan	WEEK OF 31-Jan	TOTAL
Hours Worked	8	0	12	0	20
Patrols	0	0	0	0	0
Overweight Crossings	0	0	0	0	0
Overweights Refused	15	0	22	0	37
Pass Through	0	0	0	0	0
Disabled Vehicles	0	0	0	0	0
Accidents	0	0	0	0	0
Police Requests	0	0	0	0	0
Fire Dept. Requests	0	0	0	0	0
EMS / First Aid Requests	0	0	0	0	0
Traffic Control	0	0	0	0	0
Jumpers / Code 100	0	0	0	0	0
Public Interactions	0	0	0	0	0
Bicycle Warnings	0	0	0	0	0
Other	0	0	0	0	0

**NOTES:**

DELAWARE RIVER JOINT TOLL BRIDGE COMMISSION

MONTHLY ACTIVITY SERVICES RENDERED REPORT

BRIDGE Lumberville - Raven Rock

MONTH January

YEAR 2025

ACTIVITY/SERVICE	WEEK OF 11-Jan	WEEK OF 18-Jan	WEEK OF 25-Jan	WEEK OF 31-Jan	TOTAL
Hours Worked	0	0	0	0	0
Patrols	9	10	12	13	44
Overweight Crossings	0	0	0	0	0
Overweights Refused	0	0	0	0	0
Pass Through	0	0	0	0	0
Disabled Vehicles	0	0	0	0	0
Accidents	0	0	0	0	0
Police Requests	0	0	0	0	0
Fire Dept. Requests	0	0	0	0	0
EMS / First Aid Requests	0	0	0	0	0
Traffic Control	0	0	0	0	0
Jumpers / Code 100	0	0	0	0	0
Public Interactions	0	0	0	0	0
Bicycle Warnings	0	0	0	0	0
Other	0	0	0	0	0

**NOTES:**

**DELAWARE RIVER JOINT TOLL BRIDGE COMMISSION**

**Meeting of February 24, 2025**

**Operations Report Index**

**Maintenance / Fleet Operations**

<b>SUBJECT</b>	<b>DESCRIPTION</b>	<b>PAGE NUMBER</b>
Maintenance and Fleet	Status report Month of January 2025	1-8

**DELAWARE RIVER JOINT TOLL BRIDGE COMMISSION**  
**Meeting of February 24, 2025**

**MAINTENANCE / FLEET OPERATIONS JANUARY 2025**

- Senior Director attended Teams meeting with New Jersey Department of Transportation staff to discuss communication and coordination between agencies.
- Senior Director participated in Maintenance operations meeting to discuss issues related to Maintenance, Toll, HR and PSBS department.
- Senior Director participated in Teams in T-519A - Southern Operations and Maintenance Facilities Improvements (Bi-Weekly Progress Mtg.)
- Senior Director attended meeting to discuss transition to AET-in-place conversion for TM, I-78, EP and DWG held at Scudder Falls administration building.
- Senior Director reviewed and approved invoices from J. Fletcher Creamer for Guide Rail repairs at various locations.
- Senior Director reviewed Use of Facilities requests for January 2025 and forwarded Certificates of Insurance for review and approval.
- Senior Director prepared monthly maintenance and fleet report for the January 2025 staff agenda meeting.
- Senior Director prepared and forwarded report of Use of Commission Facilities for the month January 2025.

**Maintenance Operations**

- Director of Maintenance reviewed, and approved P Card purchases for the month of January from Regional Maintenance Supervisors.
- Director of Maintenance provided Senior Director with monthly reports of activities completed for the month of January from Regional Maintenance Supervisors.
- TM/SRMC/SF maintenance crews cleaned and degreased toll lanes on Trenton Morrisville toll plaza.
- TM/SRMC/SF maintenance crews provided crash vehicle for repairs to Transcore equipment on TM toll plaza.



**DELAWARE RIVER JOINT TOLL BRIDGE COMMISSION**  
**Meeting of February 24, 2025**

- TM/ SRMC/SF maintenance crews installed new doors on toll lanes in preparation for AET conversion.
- TM/SRMC/SF maintenance repaired damaged height restriction bar at the Calhoun St. toll supported bridge.
- TM/SRMC/SF maintenance crews installed overlay signs at Trenton Morrisville toll bridge and Route one in preparation for AET.
- TM/SRMC/SF maintenance crew removed lockers from trailers in the TM courtyard and installed in the toll plaza. Trailer.
- TM/SRMC/SF maintenance crews repaired damaged traffic light on William Trent St. in Trenton.
- TM/SRMC/SF maintenance crews replaced flasher on New Jersey side of the lower Trenton bridge.
- TM/SRMC/SF maintenance crews removed toll collection equipment and placed in storage at NHL garage.
- New Hope maintenance crews provided crash vehicle for repairs to Transcore equipment at NHL toll plaza.
- New Hope maintenance crews installed containers for hazardous waste at toll supported bridge shelters.
- New Hope maintenance crews repaired streetlight at the approach at Washington Crossings toll supported bridge.
- New Hope maintenance crews assisted Langhorne maintenance crews with running conduit into the EZ pass office.
- New Hope maintenance crews removed Christmas lights and ornaments from the City of Lambertville light posts.
- New Hope maintenance crews removed toll collection equipment and placed in storage at NHL garage.
- I-78 maintenance crews repainted office space for new customer service center at I-78 Welcome center area.

**DELAWARE RIVER JOINT TOLL BRIDGE COMMISSION**  
**Meeting of February 24, 2025**

- I-78 Maintenance crews made repairs to I-78 Welcome Center bathroom and interior doors.
- I-78 maintenance crews made pothole repairs on I-78 westbound near toll plaza area.
- I-78 maintenance crews repaired wires from light pole damaged in motor vehicle accident.
- I-78 maintenance crews degreased toll lanes on I-78 toll plaza and open road tolling lanes.
- I-78 maintenance crews removed toll collection equipment and placed in storage at NHL garage.
- Easton Phillipsburg maintenance crews cleaned and painted old banking room and prepared office for Inventory Control Specialist.
- Easton Phillipsburg maintenance crews repaired traffic lights at Northampton St. and Uhlerstown Frenchtown toll supported bridges.
- Easton Phillipsburg maintenance crews made repairs to ESS backup generator to help with power outages.
- Easton Phillipsburg maintenance crews replaced bad circuit board on Easton Phillipsburg Variable Message Board.
- Easton Phillipsburg maintenance crews assisted with lane closures to allow Transcore to make repairs on toll plaza.
- Easton Phillipsburg maintenance crews provided traffic protection for United States Geological Service to install new river gauge at Frenchtown toll supported bridge.
- Easton Phillipsburg maintenance crews removed toll collection equipment and placed in storage at NHL garage.
- Portland Columbia maintenance crews removed scale and rust from automotive lift and repainted.
- Portland-Columbia Maintenance crews repaired drain and cleaned vent from urinal in the administration building.

**DELAWARE RIVER JOINT TOLL BRIDGE COMMISSION**  
**Meeting of February 24, 2025**

- Portland-Columbia maintenance crews painted hallway and trim in administration building.
- Portland-Columbia maintenance crews assisted with lane closures to allow Transcore to make repairs on toll plaza.
- Portland- Columbia maintenance crews removed toll collection equipment and placed in storage at NHL garage.
- Delaware Water Gap maintenance crews repaired potholes with Aquaphalt on I-80 eastbound and westbound lanes.
- Delaware Water Gap Maintenance crews installed overlay signs in preparation for start of AET.
- Delaware Water Gap Maintenance crews rewired electric for new EZ Pass customer service office.
- Delaware Water Gap maintenance crews transported tables in chairs to Scudder Falls storage room.
- Delaware Water Gap maintenance crews assisted with lane closures to allow Transcore to make repairs on toll plaza.
- Delaware Water Gap maintenance crews removed toll collection equipment and placed in storage at NHL garage.
- Milford-Montague maintenance crews replaced water filters for boiler and eye wash stations.
- Milford-Montague maintenance crews replaced deteriorated hoses on brine making system.
- Milford-Montague maintenance crews fabricated and installed brackets for sweeper to hold tools,
- Milford-Montague maintenance crews repaired cracks on concrete ceiling slab in maintenance garage.
- Milford-Montague maintenance crews repaired leaking faucet in toll officers staff kitchen.

**DELAWARE RIVER JOINT TOLL BRIDGE COMMISSION**  
**Meeting of February 24, 2025**

**Fleet Department**

- Received equipment in 2024 except for three items carried over to 2025.
- Quote secured for the upfitting of BP3 at I78 per PSBS request.
- Spreader for Langhorne Gator received.
- Banking equipment transported to NHL for auction.
- Demonstration for DEBRISCLEAR technology (road debris clearing) scheduled for February 13<sup>th</sup> at I78 facility.
- EP Ford F750 Plow/ Spreader truck nearing completion.

**Repairs**

- MM- Bridge master repairs and inspection completed at DFM.
- I78- Green Climber pistons sent for rebuilding and new piston shaft.
- EP- 2019 Vermac VMS voltage regulator replaced.
- MM- Ariens Mammoth repaired under warranty.
- DWG-Received wing plow parts to perform repair. Completed in house.
- DWG- Mack low oil sensor repaired.

**Miscellaneous Items**

- Registration renewals submitted as needed.
- Added new vehicles/ equipment to Fleet insurance as needed.
- Supplied accounting with new asset spread sheets.







**DELAWARE RIVER JOINT TOLL BRIDGE COMMISSION**

**Meeting of February 24, 2025**

**USE OF FACILITIES REQUEST REPORT**

**MONTH OF JANUARY 2025**

SUBJECT	DESCRIPTION	PAGE NUMBER
Use of Facilities	Use of Facilities Request-Month of January 2025	1



**DELAWARE RIVER JOINT TOLL BRIDGE COMMISSION**

**Meeting of February 24, 2025**

**PROPERTY REPORT**

**Use of Commission Facilities**

<b>Facility</b>	<b>Organization</b>	<b>Date/Time</b>	<b>Description of Use</b>
Scudder Falls Toll Bridge	GPI Geospatial, Inc. / drone survey for NJDOT	January 6, 2025, to February 16, 2025	Access walking path to conduct drone survey for NJDOT.