

**Delaware River Joint Toll Bridge Commission  
Meeting of October 28, 2024**

**CONTRACT COMPLIANCE REPORT INDEX  
Month of September 2024**

<b>SUBJECT</b>	<b>DESCRIPTION</b>	<b>PAGE NUMBER</b>
<b>Contract Compliance Program Operations Report</b>	<b>Operations Report September 2024</b>	<b>1-20</b>

**Delaware River Joint Toll Bridge Commission  
Meeting of October 28, 2024**

**Delaware River Joint Toll Bridge Commission  
Month of September 2024**

**TABLE OF CONTENTS**

**IBE PROGRAM**

	<b>PAGES</b>
• IBE Program Overview	3
• Compliance IBE Scores Overview	4
• IBE Summary Reports	5
• Active Construction Projects Payments, Workforce & Ethnicity Utilization Scores	6-7
• Active Professional Projects Payments Detail and Scores	8-9
• Completed Construction Projects Payments, Workforce & Ethnicity Utilization Scores	10-14
• Completed Professional Projects Payments Detail and Scores	15-16

**MWSBE Program**

• MWSBE Minority (7%), Women (3%), and Small Business (25%) Enterprise Program Overview	17
• MWSBE Program Commitments for Professional and Construction (Active & Completed Pie Charts)	18
• MWSBE Professional & Construction Projects Final Commitment	19-20

**Delaware River Joint Toll Bridge Commission  
Meeting of October 28, 2024**

**IBE PROGRAM OVERVIEW**

The Delaware River Joint Toll Bridge Commission (Commission) established an IBE Program (MBE/WBE/SBE/DBE/DsBE/VBE) with a target of 25% for all Professional Services and Construction Contracts awarded by the Commission effective July 1, 2014. To date, the Commission has awarded **(101)** contracts with the IBE Program requirements. Currently, there are **(45) active** projects and **(56) completed** projects.

**IBE Program Requirements**

The Commission began using Elation Systems effective January 2017, as the online system for Payment Verification and Certified Payroll Reporting (CPR). All contracts awarded by the Commission to a Prime Consultant/Prime Contractor and their Subconsultants and Subcontractors use this service free of charge. Online training is available to vendors on how to use Elation Systems. The Contract Compliance Department and Elation Support Staff are available to assist all users.

The Contract Compliance Department (CCD) monitors, posts and reports data in regards to all payments. The CCD also reviews all Certified Payrolls submitted into Elation Systems.

*The following are all mandatory requirements:*

**Company On-Line Registration:**

- i.* All Primes must register their company and activate an account in Elation Systems; *and*
- ii.* All Primes must also ensure that all Subconsultants and Subcontractors register their company and activate an account in Elation Systems.

**Payment Verification:**

- i.* Prime Contractors must post all payments to their Subconsultants and/or Subcontractors in Elation Systems; *and*
- ii.* Prime Contractors and their Subconsultants and/or Subcontractors must confirm all payments received in Elation Systems.

**Certified Payroll Reporting:**

- i.* All Prime Contractors are responsible for assigning someone from their staff with the responsibility to review, approve, and upload their CPR(s) on a weekly basis into Elation Systems; *and*
- ii.* All Prime Contractors must also ensure that their Subcontractors upload their CPR(s) on a weekly basis into Elation Systems.

Prime Consultants / Contractors IBE Target performance will be displayed / available on the Commission's public website.

**Delaware River Joint Toll Bridge Commission  
Meeting of October 28, 2024**

**Contract Compliance Department  
Compliance IBE Scores Overview**

The Commission through its Contract Compliance Department has instituted a Compliance Score Ranking that will be included in the Monthly Contract Compliance Report for all Professional Services and Construction Projects.

The Compliance Score Ranking is an ongoing summary of data presented on Active and Completed contracts, which includes the tracking of payments from Prime Consultants and Contractors to IBE Subconsultants and Subcontractors, and the Prime Contractors Workforce Utilization. The Scores will illustrate the progress and participation to meet the Targets by Prime Consultants and Contractors as part of the IBE program.

The complete and timely reporting of payments and certified payrolls to the Elation Systems by the Prime Consultants and Prime Contractors, and their Subconsultants and Subcontractors, will assist the Prime Consultant and Prime Contractor in tracking the data to meet their targets.

Accordingly, each Prime will also be given a final grade at the completion of each project. Additionally, the data will be uploaded onto the Commission’s public website on a monthly basis. ***The Score(s) are factored using the following criteria:***

**IBE PAYMENTS**

The payments by the Prime Consultant / Contractor to each of their IBE Subconsultants / Subcontractors will be calculated based on the criteria set by the Commission’s 25% IBE Target.

**WORKFORCE UTILIZATION**

Workforce utilization contains 2 levels of scoring and documents the hourly employee utilization by workforce type, ethnicity and gender.

<b>IBE Payments Legend</b>	
<b>Score Rankings</b>	<b>IBE Commitment Participation</b>
A+	45% & above
A	35% to 44.9%
B+	30% to 34.9%
B	25% to 29.9%
C+	20% to 24.9%
C	15% to 19.9%
D+	10% to 14.9%
D	5% to 9.9%
F	4.9% & below

<b>Workforce Utilization Legend</b>		
<b>Score Rankings</b>	<b>Workforce Commitment Participation</b>	<b>Ethnicity &amp; Gender Participation</b>
A+	30% & above	25% & a above
A	25% to 29.9%	15% to 24.9%
B+	20% to 24.9%	over 15%
B	15% to 19.9%	10% to 14.9%
C+	10% to 14.9%	over 10%
C	10% to 14.9%	7.5% to 9.9%
D+	5% to 9.9%	over 7.5%
D	5% to 9.9%	5% to 7.4%
F	4.9% & below	4.9% & below

Delaware River Joint Toll Bridge Commission

Meeting of October 28, 2024

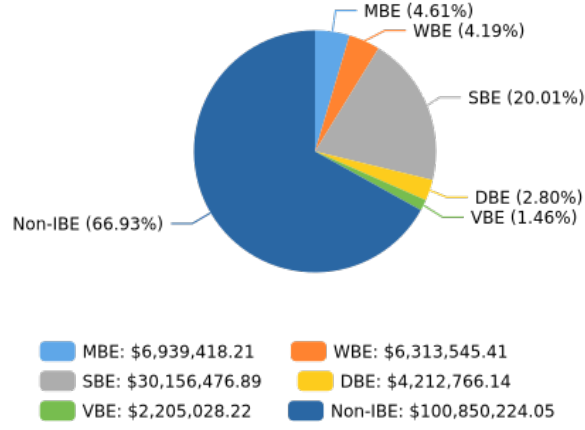
Summary - Professional Services and Construction Contractors 25% IBE Target Status

ACTIVE PROJECTS

Current IBE Status: 33.07%

Total Payments to Prime: \$150,677,458.92

Total Payments to IBEs: \$49,827,234.87



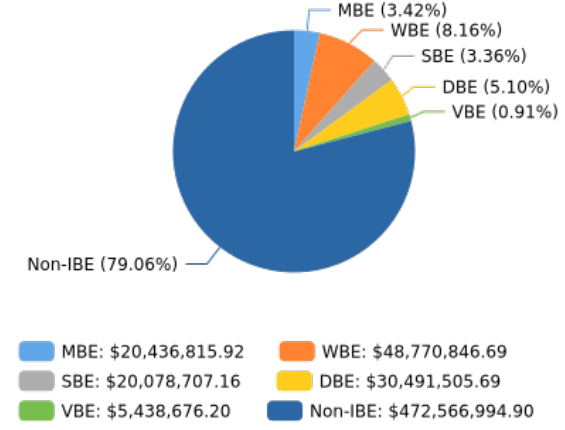
COMPLETED PROJECTS

Final IBE Status: 20.94%

Total Prime Awarded Contract Values: \$635,619,991.35

Total Payments to Prime: \$597,737,350.92

Total Payments to IBEs: \$125,170,356.02

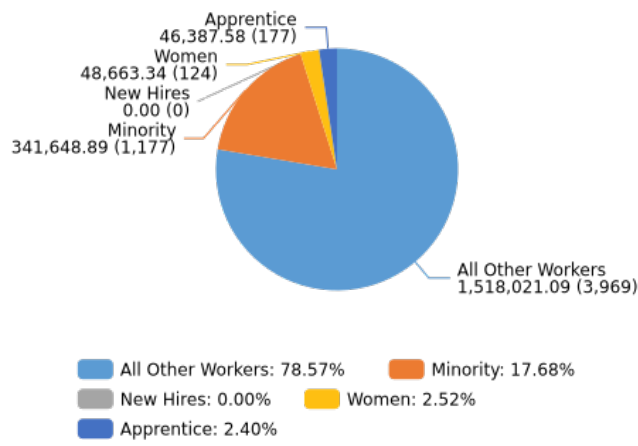


Summary - Prime Contractor(s) & Subcontractor(s) Workforce Utilization Categories By Hours, Workers & Ethnicity

Workers Categories

Hours, Percentages and Workers

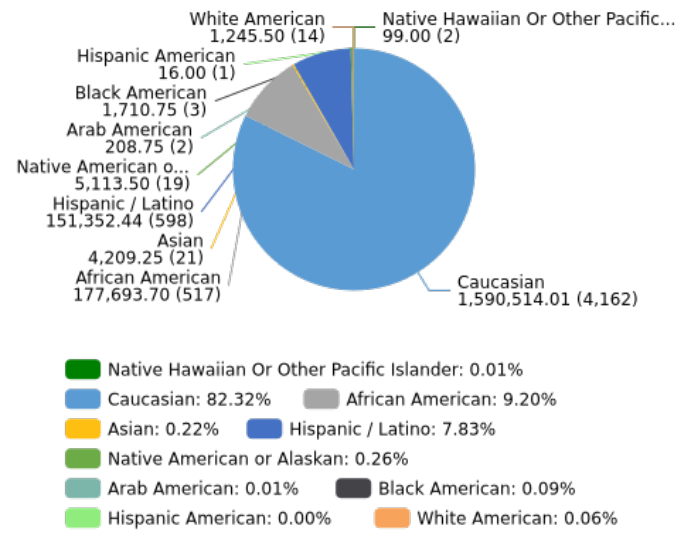
Total Hours Worked: 1,932,162.90



Ethnicity Categories

Hours, Percentages and Workers

Total Number of Workers: 5,339



(Percentage is based on work hours)

(Percentage is based on work hours)

Active Professional & Construction Projects Payment Summary		Contract Value	Prime P / T / D	IBE P / T / D	IBE Actual	Score
Professional and Construction Projects Totals		\$232,911,332.05	\$150,677,458.92	\$49,827,234.87	33.07%	B+
Professional Services Projects Totals		\$80,213,135.69	\$57,954,727.96	\$17,106,353.40	29.52%	B
Completed Professional & Construction Projects Payment Summary		Contract Value	Prime P / T / D	IBE P / T / D	IBE Actual	Score
Professional and Construction Projects Totals		\$635,619,991.35	\$597,737,350.92	\$125,170,356.02	20.94%	C+
Professional Services Projects Totals		\$62,722,858.80	\$55,679,144.39	\$16,761,466.49	30.10%	B+

ACTIVE CONSTRUCTION PROJECTS														
Payments Summary				Workforce Hours Summary 24.48%					Ethnicity Participation Summary					
Total Contracts Value	Total Prime P / T / D	Total IBE P / T / D	Total IBE %	Payments Score (Total IBE Payments)	Total Number of Workers	Total Hours Worked	Caucasian Hours	Total Minority Hours	Total Women Hours	Workforce Score (Total Hours Worked)	Caucasian %	Minority %	Women %	Ethnicity Score (Total Participation)
\$152,698,196.36	\$92,722,730.96	\$32,720,881.47	35.29%	A	1052	202,270.45	155,219.45	47,051.00	2,454.84	B+	76.74%	23.26%	1.21%	A

COMPLETED CONSTRUCTION PROJECTS														
Payments Summary				Workforce Hours Summary 19.70%					Ethnicity Participation Summary					
Total Contracts Value	Total Prime P / T / D	Total IBE P / T / D	Total IBE %	Payments Score (Total IBE Payments)	Total Number of Workers	Total Hours Worked	Caucasian Hours	Total Minority Hours	Total Women Hours	Workforce Score (Total Hours Worked)	Caucasian %	Minority %	Women %	Ethnicity Score (Total Participation)
\$572,897,132.55	\$542,058,206.53	\$108,408,889.53	20.00%	C+	4440	1,729,892.45	1,435,294.56	294,597.89	46,208.50	B	82.97%	17.03%	2.67%	A

**Delaware River Joint Toll Bridge Commission**

Meeting of October 28, 2024

**Active Construction Projects - Summary's & Scores (IBE Payments, Workforce Hours & Ethnicity Participation)**

Date: From 07/01/2014 To 09/30/2024

IBE Payments Legend	
Score Rankings	IBE Commitment Participation
A+	45% & above
A	35% to 44.9%
B+	30% to 34.9%
B	25% to 29.9%
C+	20% to 24.9%
C	15% to 19.9%
D+	10% to 14.9%
D	5% to 9.9%
F	4.9% & below

**Total of all Primes Contract Values \$152,698,196.36**

**Total Payments to all Primes \$92,722,730.96**

**Total Payments to all IBEs \$32,720,881.47**

**IBE Target 25.00%**

**IBE Actual 35.29%**

Workforce Utilization Legend		
Score Rankings	Workforce Commitment Participation	Ethnicity & Gender Participation
A+	30% & above	25% & above
A	25% to 29.9%	15% to 24.9%
B+	20% to 24.9%	over 15%
B	15% to 19.9%	10% to 14.9%
C+	10% to 14.9%	over 10%
C	10% to 14.9%	7.5% to 9.9%
D+	5% to 9.9%	over 7.5%
D	5% to 9.9%	5% to 7.4%
F	4.9% & below	4.9% & below

ACTIVE CONSTRUCTION PROJECTS														
Payments Summary					Workforce Hours Summary 24.48%					Ethnicity Participation Summary				
Total Contracts Value	Total Prime P / T / D	Total IBE P / T / D	Total IBE %	Payments Score (Total IBE Payments)	Total Number of Workers	Total Hours Worked	Caucasian Hours	Total Minority Hours	Total Women Hours	Workforce Score (Total Hours Worked)	Caucasian %	Minority %	Women %	Ethnicity Score (Total Participation)
\$152,698,196.36	\$92,722,730.96	\$32,720,881.47	35.29%	A	1052	202,270.45	155,219.45	47,051.00	2,454.84	B+	76.74%	23.26%	1.21%	A

DB-768B DYNAMIC SECURITY, LLC (IBE) dba SECUNI / Network Video Management System (NVMS) Integrator Services														
Payments Summary					Workforce Hours Summary 0.00%					Ethnicity Participation Summary				
Total Contracts Value	Total Prime P / T / D	Total IBE P / T / D	Total IBE %	Payments Score (Total IBE Payments)	Total Number of Workers	Total Hours Worked	Caucasian Hours	Total Minority Hours	Total Women Hours	Workforce Score (Total Hours Worked)	Caucasian %	Minority %	Women %	Ethnicity Score (Total Participation)
\$104,074.00	\$79,580.80	\$79,580.80	100.00%	A+	0	0.00	0.00	0.00	0.00	N/A	0.00%	0.00%	0.00%	N/A

T-519A BRACY CONSTRUCTION, INC. / Southern Operations and Maintenance Facilities Improvements - Trenton Morrisville, Langhorne, and New Hope														
Payments Summary					Workforce Hours Summary 15.31%					Ethnicity Participation Summary				
Total Contracts Value	Total Prime P / T / D	Total IBE P / T / D	Total IBE %	Payments Score (Total IBE Payments)	Total Number of Workers	Total Hours Worked	Caucasian Hours	Total Minority Hours	Total Women Hours	Workforce Score (Total Hours Worked)	Caucasian %	Minority %	Women %	Ethnicity Score (Total Participation)
\$58,935,181.25	\$42,813,395.76	\$6,380,601.47	14.90%	D+	469	81,863.70	69,860.70	12,003.00	529.84	B	85.34%	14.66%	0.65%	B

T-746B ROAD-CON, INC. / Trenton Morrisville TB Roadway Repaving and Deck Sealing Improvements														
Payments Summary					Workforce Hours Summary 22.39%					Ethnicity Participation Summary				
Total Contracts Value	Total Prime P / T / D	Total IBE P / T / D	Total IBE %	Payments Score (Total IBE Payments)	Total Number of Workers	Total Hours Worked	Caucasian Hours	Total Minority Hours	Total Women Hours	Workforce Score (Total Hours Worked)	Caucasian %	Minority %	Women %	Ethnicity Score (Total Participation)
\$5,980,564.55	\$1,015,058.79	\$-	0.00%	F	58	5,639.00	4,376.50	1,262.50	0.00	B+	77.61%	22.39%	0.00%	A

T-766A CRISDEL GROUP, INC. / I-78 NJ Roadway Rehabilitation and Power & Communication Infrastructure Improvements														
Payments Summary					Workforce Hours Summary 20.25%					Ethnicity Participation Summary				
Total Contracts Value	Total Prime P / T / D	Total IBE P / T / D	Total IBE %	Payments Score (Total IBE Payments)	Total Number of Workers	Total Hours Worked	Caucasian Hours	Total Minority Hours	Total Women Hours	Workforce Score (Total Hours Worked)	Caucasian %	Minority %	Women %	Ethnicity Score (Total Participation)
\$23,530,677.00	\$11,913,137.60	\$2,245,557.46	18.85%	C	86	14,675.50	11,739.75	2,935.75	35.50	B+	80.00%	20.00%	0.24%	A

TS-590A J.D. ECKMAN, INC. / Northampton St. TSB Rehabilitation														
Payments Summary					Workforce Hours Summary 22.68%					Ethnicity Participation Summary				
Total Contracts Value	Total Prime P / T / D	Total IBE P / T / D	Total IBE %	Payments Score (Total IBE Payments)	Total Number of Workers	Total Hours Worked	Caucasian Hours	Total Minority Hours	Total Women Hours	Workforce Score (Total Hours Worked)	Caucasian %	Minority %	Women %	Ethnicity Score (Total Participation)
\$15,487,427.50	\$14,778,822.04	\$3,917,310.23	26.51%	B	111	35,867.50	27,733.25	8,134.25	0.00	B+	77.32%	22.68%	0.00%	A

TS-694A ANSELMI & DeCICCO (IBE) / New Hope Lambertville TSB Rehabilitation														
Payments Summary					Workforce Hours Summary 55.29%					Ethnicity Participation Summary				
Total Contracts Value	Total Prime P / T / D	Total IBE P / T / D	Total IBE %	Payments Score (Total IBE Payments)	Total Number of Workers	Total Hours Worked	Caucasian Hours	Total Minority Hours	Total Women Hours	Workforce Score (Total Hours Worked)	Caucasian %	Minority %	Women %	Ethnicity Score (Total Participation)
\$25,072,471.06	\$11,448,473.81	\$11,448,473.81	100.00%	A+	88	31,482.50	14,075.00	17,407.50	0.00	A+	44.71%	55.29%	0.00%	A+

**Delaware River Joint Toll Bridge Commission**

Meeting of October 28, 2024

**Active Construction Projects - Summary's & Scores (IBE Payments, Workforce Hours & Ethnicity Participation)**

Date: From 07/01/2014 To 09/30/2024

IBE Payments Legend	
Score Rankings	IBE Commitment Participation
A+	45% & above
A	35% to 44.9%
B+	30% to 34.9%
B	25% to 29.9%
C+	20% to 24.9%
C	15% to 19.9%
D+	10% to 14.9%
D	5% to 9.9%
F	4.9% & below

**Total of all Primes Contract Values \$152,698,196.36**

**Total Payments to all Primes \$92,722,730.96**

**Total Payments to all IBEs \$32,720,881.47**

**IBE Target 25.00%**

**IBE Actual 35.29%**

Workforce Utilization Legend		
Score Rankings	Workforce Commitment Participation	Ethnicity & Gender Participation
A+	30% & above	25% & above
A	25% to 29.9%	15% to 24.9%
B+	20% to 24.9%	over 15%
B	15% to 19.9%	10% to 14.9%
C+	10% to 14.9%	over 10%
C	10% to 14.9%	7.5% to 9.9%
D+	5% to 9.9%	over 7.5%
D	5% to 9.9%	5% to 7.4%
F	4.9% & below	4.9% & below

TTS-734A MOUNT CONSTRUCTION CO., INC. (IBE) / JOC - Bridge, Highway & Civil Work - North Region														
Payments Summary					Workforce Hours Summary 26.06%					Ethnicity Participation Summary				
Total Contracts Value	Total Prime P / T / D	Total IBE P / T / D	Total IBE %	Payments Score (Total IBE Payments)	Total Number of Workers	Total Hours Worked	Caucasian Hours	Total Minority Hours	Total Women Hours	Workforce Score (Total Hours Worked)	Caucasian %	Minority %	Women %	Ethnicity Score (Total Participation)
\$7,000,000.00	\$6,962,308.81	\$6,962,308.81	100.00%	A+	148	22,616.75	18,589.25	4,027.50	1,866.50	A	82.19%	17.81%	8.25%	A

TTS-735A MOUNT CONSTRUCTION CO., INC. (IBE) / JOC - Bridge, Highway & Civil Work - South Region														
Payments Summary					Workforce Hours Summary 16.37%					Ethnicity Participation Summary				
Total Contracts Value	Total Prime P / T / D	Total IBE P / T / D	Total IBE %	Payments Score (Total IBE Payments)	Total Number of Workers	Total Hours Worked	Caucasian Hours	Total Minority Hours	Total Women Hours	Workforce Score (Total Hours Worked)	Caucasian %	Minority %	Women %	Ethnicity Score (Total Participation)
\$2,500,000.00	\$1,687,048.89	\$1,687,048.89	100.00%	A+	82	6,340.00	5,325.00	1,015.00	23.00	B	83.99%	16.01%	0.36%	A

TTS-783A J. FLETCHER CREAMER & SON, INC. / On-Call Beam Guide Rail and Attenuator Replacement														
Payments Summary					Workforce Hours Summary 41.30%					Ethnicity Participation Summary				
Total Contracts Value	Total Prime P / T / D	Total IBE P / T / D	Total IBE %	Payments Score (Total IBE Payments)	Total Number of Workers	Total Hours Worked	Caucasian Hours	Total Minority Hours	Total Women Hours	Workforce Score (Total Hours Worked)	Caucasian %	Minority %	Women %	Ethnicity Score (Total Participation)
\$2,087,801.00	\$-	\$-	0.00%	N/A	33	563.00	330.50	232.50	0.00	A+	58.70%	41.30%	0.00%	A+

TTS-784A MOUNT CONSTRUCTION CO., INC. / JOC - Bridge, Highway, and Civil Work - North Region														
Payments Summary					Workforce Hours Summary 17.65%					Ethnicity Participation Summary				
Total Contracts Value	Total Prime P / T / D	Total IBE P / T / D	Total IBE %	Payments Score (Total IBE Payments)	Total Number of Workers	Total Hours Worked	Caucasian Hours	Total Minority Hours	Total Women Hours	Workforce Score (Total Hours Worked)	Caucasian %	Minority %	Women %	Ethnicity Score (Total Participation)
\$3,000,000.00	\$-	\$-	0.00%	N/A	8	187.00	154.00	33.00	0.00	B	82.35%	17.65%	0.00%	A

TTS-785A MOUNT CONSTRUCTION CO., INC. / JOC - Bridge, Highway, and Civil Work - South Region														
Payments Summary					Workforce Hours Summary 0.00%					Ethnicity Participation Summary				
Total Contracts Value	Total Prime P / T / D	Total IBE P / T / D	Total IBE %	Payments Score (Total IBE Payments)	Total Number of Workers	Total Hours Worked	Caucasian Hours	Total Minority Hours	Total Women Hours	Workforce Score (Total Hours Worked)	Caucasian %	Minority %	Women %	Ethnicity Score (Total Participation)
\$3,000,000.00	\$-	\$-	0.00%	N/A	0	0.00	0.00	0.00	0.00	N/A	0.00%	0.00%	0.00%	N/A

TTS-786A MOUNT CONSTRUCTION CO., INC. / JOC - Building and Facility Work - North Region														
Payments Summary					Workforce Hours Summary 0.00%					Ethnicity Participation Summary				
Total Contracts Value	Total Prime P / T / D	Total IBE P / T / D	Total IBE %	Payments Score (Total IBE Payments)	Total Number of Workers	Total Hours Worked	Caucasian Hours	Total Minority Hours	Total Women Hours	Workforce Score (Total Hours Worked)	Caucasian %	Minority %	Women %	Ethnicity Score (Total Participation)
\$3,000,000.00	\$-	\$-	0.00%	N/A	5	257.00	257.00	0.00	0.00	F	100.00%	0.00%	0.00%	F

TTS-787A A.P. CONSTRUCTION, INC. / JOC - Building and Facility Work - South Region														
Payments Summary					Workforce Hours Summary 0.00%					Ethnicity Participation Summary				
Total Contracts Value	Total Prime P / T / D	Total IBE P / T / D	Total IBE %	Payments Score (Total IBE Payments)	Total Number of Workers	Total Hours Worked	Caucasian Hours	Total Minority Hours	Total Women Hours	Workforce Score (Total Hours Worked)	Caucasian %	Minority %	Women %	Ethnicity Score (Total Participation)
\$3,000,000.00	\$2,024,904.46	\$-	0.00%	F	19	2,778.50	2,778.50	0.00	0.00	F	100.00%	0.00%	0.00%	F

**Delaware River Joint Toll Bridge Commission**

Meeting of October 28, 2024

**Active Professional Services Projects Payments Detail Report**

Date: From 07/01/2014 To 09/30/2024

IBE Payments Legend	
Score Rankings	IBE Commitment Participation
A+	45% & above
A	35% to 44.9%
B+	30% to 34.9%
B	25% to 29.9%
C+	20% to 24.9%
C	15% to 19.9%
D+	10% to 14.9%
D	5% to 9.9%
F	4.9% & below

Summary	Contract Value	Prime P / T / D	IBE P / T / D	IBE Actual	Score
Professional and Construction Projects Totals	\$232,911,332.05	\$150,677,458.92	\$49,827,234.87	33.07%	B+
Professional Services Projects Totals	\$80,213,135.69	\$57,954,727.96	\$17,106,353.40	29.52%	B

Prime Consultants	IBE Firm	Project Title	Contract Value	Prime P / T / D	IBE P / T / D	IBE Actual	Score
Gannett Fleming Inc. - Camp Hill, PA		C-519A GANNETT FLEMING ARCHITECTS, INC. / Southern Operations & Maintenance Facilities Improvements - Consulting Engineer Agreement	\$4,848,884.54	\$4,768,643.56	\$1,158,885.33	24.30%	C+
Greenman-Pedersen, Inc.		C-590A GREENMAN-PEDERSEN, INC. / Northampton St. TSB Rehabilitation - Preliminary, Final and Post Design - Consulting Engineer Agreement	\$1,504,783.15	\$1,438,801.81	\$540,453.22	37.56%	A
WSP USA, Inc. - PHILADELPHIA, PA		C-642A WSP USA, INC. / Uherstown Frenchtown TSB Rehabilitation - Preliminary, Final and Post Design - Consulting Engineer Agreement	\$1,771,189.56	\$368,101.57	\$-	0.00%	F
Michael Baker International, Inc.		C-660A MICHAEL BAKER, JR., INC. / SFB Replacement Project Final Design Services - Consulting Engineer Agreement	\$33,626,658.74	\$33,539,647.35	\$6,808,784.95	20.30%	C+
Greenman-Pedersen, Inc.		C-694A GREENMAN-PEDERSEN, INC. / New Hope Lambertville TSB Rehabilitation - Preliminary, Final and Post Design - Consulting Engineer Agreement	\$1,895,134.27	\$1,383,660.11	\$612,991.09	44.30%	A
French & Parrello Associates (IBE Prime)	VBE	C-696B FRENCH & PARRELLO ASSOCIATES, P.A. / TOA - Facilities - NJ - Consulting Engineer Agreement	\$500,000.00	\$139,135.60	\$139,135.60	100.00%	A+
HDR Engineering, Inc. - Pittsburgh, PA		C-697A HDR ENGINEERING, INC. / Preliminary Engineering and Environmental Documentation for the Washington Crossing Bridge Replacement - Consulting Engineer Agreement	\$8,061,761.62	\$-	\$-	0.00%	N/A
Greenman-Pedersen, Inc.		C-704A GPI / TOA - New Hope-Lambertville Toll Bridge Salt Storage Building - CM/CI Services	\$610,145.27	\$610,145.27	\$26,570.72	4.35%	F
Johnson, Mirmiran and Thompson, Inc.		C-716A JOHNSON, MIRMIRAN & THOMPSON / TOA - Facilities - Consulting Engineer Agreement	\$500,000.00	\$302,443.62	\$48,594.97	16.07%	C
The Gordian Group, Inc.		C-727A THE GORDIAN GROUP, INC. / JOC - Program Manager Consultant - Consulting Engineer Agreement	\$1,450,000.00	\$1,323,935.66	\$729,008.62	55.06%	A+
Rummel, Klepper and Kahl, LLP		C-728A RUMMEL, KLEPPER & KAHL / TOA - Electric Toll Collection / Tolling - PA - Consulting Engineer Agreement	\$500,000.00	\$495,227.60	\$108,341.04	21.88%	C+
French & Parrello Associates (IBE Prime)	VBE	C-729A FRENCH & PARRELLO ASSOCIATES, P.A. / TOA - Facilities - NJ - Consulting Engineer Agreement	\$500,000.00	\$99,472.30	\$99,472.30	100.00%	A+
Arora and Associates, P.C. (IBE Prime)	MBE	C-732A ARORA AND ASSOCIATES, PC. (IBE) / TOA - Structural / Civil - NJ - Consulting Engineer Agreement	\$1,000,000.00	\$788,087.07	\$788,087.07	100.00%	A+
WSP/PARSONS BRINCKERHOFF, INC		C-750A WSP USA, INC. / TOA - Structural / Civil - Consulting Engineer Agreement	\$1,000,000.00	\$756,100.55	\$125,019.51	16.53%	C
Traffic Planning and Design, Inc.		C-751A TRAFFIC PLANNING AND DESIGN, INC. / TOA - Construction Inspection - Consulting Engineer Agreement	\$500,000.00	\$357,852.38	\$30,950.72	8.65%	D
Rummel, Klepper and Kahl, LLP		C-754A RUMMEL, KLEPPER & KAHL, LLP / New Hope Lambertville TB All Electronic Tolling (AET) Conversion Design - Consulting Engineer Agreement	\$1,277,452.16	\$185,198.90	\$-	0.00%	F
Pickering, Corts & Summerson, Inc. (IBE Prime)	SBE	C-757A-1 PICKERING, CORTS & SUMMERSON / Professional Engineering Services for 2023-2024 Annual Inspections - Consulting Engineer Agreement	\$748,898.24	\$561,583.33	\$561,583.33	100.00%	A+
Naik Consulting Group, P.C. (IBE Prime)	DBE	C-759A NAIK CONSULTING GROUP, PC (IBE) / TOA - Structural / Civil - Consulting Engineer Agreement	\$1,000,000.00	\$684,678.80	\$684,678.80	100.00%	A+
Remington & Vernick		C-760A REMINGTON & VERNICK ENGINEERS, INC. / TOA - Construction Management Services - Consulting Engineer Agreement	\$500,000.00	\$303,817.34	\$60,290.60	19.84%	C
Pennoni Associates Inc		C-761A PENNONI ASSOCIATES, INC. / Traffic Engineering Consultant 2021-2022 Annual Reports - Consulting Engineer Agreement	\$120,000.00	\$70,286.52	\$-	0.00%	F
Arora and Associates, P.C. (IBE Prime)	MBE	C-766A ARORA & ASSOCIATES, PC / I-78 NJ Roadway Rehabilitation and Power & Communication Infrastructure - Final and Post Design - Consulting Engineer Agreement	\$2,900,943.54	\$2,378,513.08	\$2,378,513.08	100.00%	A+
Traffic Planning and Design, Inc.		C-769A TRAFFIC PLANNING & DESIGN, INC. / TOA - Structural / Civil - Consulting Engineer Agreement	\$1,000,000.00	\$663,845.06	\$176,429.07	26.58%	B
Rummel, Klepper and Kahl, LLP		C-770A RUMMEL, KLEPPER & KAHL, LLP / TOA - Electronic Toll Collection / Tolling - Consulting Engineer Agreement	\$750,000.00	\$358,974.98	\$-	0.00%	F

\*Met or Exceeded the Target

\*Did Not Meet the Target

\*P/T/D = Paid To Date



**Delaware River Joint Toll Bridge Commission**

Meeting of October 28, 2024

**Active Professional Services Projects Payments Detail Report**

Date: From 07/01/2014 To 09/30/2024

IBE Payments Legend	
Score Rankings	IBE Commitment Participation
<b>A+</b>	<b>45% &amp; above</b>
<b>A</b>	<b>35% to 44.9%</b>
<b>B+</b>	<b>30% to 34.9%</b>
<b>B</b>	<b>25% to 29.9%</b>
<b>C+</b>	<b>20% to 24.9%</b>
<b>C</b>	<b>15% to 19.9%</b>
<b>D+</b>	<b>10% to 14.9%</b>
<b>D</b>	<b>5% to 9.9%</b>
<b>F</b>	<b>4.9% &amp; below</b>

Prime Consultants	IBE Firm	Project Title	Contract Value	Prime P / T / D	IBE P / T / D	IBE Actual	Score
French & Parrello Associates		C-771A FRENCH & PARRELLO ASSOCIATES, P.A. / TOA - Facilities - Consulting Engineer Agreement	\$1,000,000.00	\$513,789.00	\$127,736.82	24.86%	C+
KS Engineers, P.C. (IBE Prime)	MBE	C-772A KS ENGINEERS, PC / TOA - Construction Inspection - Consulting Engineer Agreement	\$500,000.00	\$-	\$-	0.00%	N/A
IH Engineers, P.C. (IBE Prime)	SBE	C-782A IH ENGINEERS, PC (IBE) / Underwater Substructure Improvement Design - All Regions - Professional Engineering Services Agreement	\$1,866,074.12	\$675,024.05	\$675,024.05	100.00%	A+
Traffic Planning and Design, Inc.		C-788A TRAFFIC PLANNING & DESIGN, INC. / TOA - Structural / Civil - Consulting Engineer Agreement	\$1,000,000.00	\$88,072.93	\$-	0.00%	F
Pennoni Associates Inc		C-789A PENNONI ASSOCIATES, INC. / TOA - Consulting Engineer Agreement	\$500,000.00	\$-	\$-	0.00%	N/A
Joseph Jingoli & Son, Inc.		CM-519A JOSEPH JINGOLI & SON, INC. / Southern Operations & Maintenance Facilities Improvements - Consulting Engineer Agreement	\$3,611,070.08	\$2,711,312.64	\$724,994.02	26.74%	B
Johnson, Mirmiran and Thompson, Inc.		CM-590A JOHNSON, MIRMIRAN AND THOMPSON, INC. / Northampton St. TSB Rehabilitation - CM / CI Services - Consulting Engineer Agreement	\$1,554,968.16	\$1,271,530.43	\$325,198.53	25.58%	B
Urban Engineers, Inc.		CM-694A URBAN ENGINEERS, INC. / New Hope Lambertville TSB Rehabilitation - CM / CI Services - Consulting Engineer Agreement	\$1,209,964.08	\$463,984.18	\$135,314.83	29.16%	B
Greenman-Pedersen, Inc.		CM-766A GREENMAN-PEDERSEN, INC. / I-78 NJ Roadway Rehabilitation and Power & Communication Infrastructure Improvements - CM / CI Services - Consulting Engineer Agreement	\$2,405,208.16	\$652,862.27	\$40,295.13	6.17%	D

\*Met or Exceeded the Target

\*Did Not Meet the Target

\*P/T/D = Paid To Date

**Delaware River Joint Toll Bridge Commission**

Meeting of October 28, 2024

**Completed Construction Projects - Summary's & Scores (IBE Payments, Workforce Hours & Ethnicity Participation)**

Date: From 07/01/2014 To 09/30/2024

IBE Payments Legend	
Score Rankings	IBE Commitment Participation
A+	45% & above
A	35% to 44.9%
B+	30% to 34.9%
B	25% to 29.9%
C+	20% to 24.9%
C	15% to 19.9%
D+	10% to 14.9%
D	5% to 9.9%
F	4.9% & below

**Total of all Primes Contract Values \$572,897,132.55**

**Total Payments to all Primes \$542,058,206.53**

**Total Payments to all IBEs \$108,408,889.53**

**IBE Target 25.00%**

**IBE Actual 20.00%**

Workforce Utilization Legend		
Score Rankings	Workforce Commitment Participation	Ethnicity & Gender Participation
A+	30% & above	25% & above
A	25% to 29.9%	15% to 24.9%
B+	20% to 24.9%	over 15%
B	15% to 19.9%	10% to 14.9%
C+	10% to 14.9%	over 10%
C	10% to 14.9%	7.5% to 9.9%
D+	5% to 9.9%	over 7.5%
D	5% to 9.9%	5% to 7.4%
F	4.9% & below	4.9% & below

COMPLETED CONSTRUCTION PROJECTS														
Payments Summary					Workforce Hours Summary 19.70%					Ethnicity Participation Summary				
Total Contracts Value	Total Prime P / T / D	Total IBE P / T / D	Total IBE %	Payments Score (Total IBE Payments)	Total Number of Workers	Total Hours Worked	Caucasian Hours	Total Minority Hours	Total Women Hours	Workforce Score (Total Hours Worked)	Caucasian %	Minority %	Women %	Ethnicity Score (Total Participation)
\$572,897,132.55	\$542,058,206.53	\$108,408,889.53	20.00%	C+	4440	1,729,892.45	1,435,294.56	294,597.89	46,208.50	B	82.97%	17.03%	2.67%	A

DB-540A/B TRANSCORE - Electronic Toll Collection System Replacement - Design, Build & Maintain														
Payments Summary					Workforce Hours Summary 53.31%					Ethnicity Participation Summary				
Total Contracts Value	Total Prime P / T / D	Total IBE P / T / D	Total IBE %	Payments Score (Total IBE Payments)	Total Number of Workers	Total Hours Worked	Caucasian Hours	Total Minority Hours	Total Women Hours	Workforce Score (Total Hours Worked)	Caucasian %	Minority %	Women %	Ethnicity Score (Total Participation)
\$26,807,641.18	\$12,535,773.52	\$2,316,211.51	18.48%	C	15	2,040.00	952.50	1,087.50	0.00	A+	46.69%	53.31%	0.00%	A+

DB-724A SCHNEIDER ELECTRIC Electronic Surveillance/Detection System Maintenance Contract														
Payments Summary					Workforce Hours Summary 45.89%					Ethnicity Participation Summary				
Total Contracts Value	Total Prime P / T / D	Total IBE P / T / D	Total IBE %	Payments Score (Total IBE Payments)	Total Number of Workers	Total Hours Worked	Caucasian Hours	Total Minority Hours	Total Women Hours	Workforce Score (Total Hours Worked)	Caucasian %	Minority %	Women %	Ethnicity Score (Total Participation)
\$11,294,820.75	\$1,436,335.65	\$215,551.42	15.01%	C	57	717.00	479.00	238.00	91.00	A+	66.81%	33.19%	12.69%	A+

T-508A BRACY - I-78 Maintenance Garage Expansion at I-78 PA Welcome Center / Maintenance Facility														
Payments Summary					Workforce Hours Summary 7.39%					Ethnicity Participation Summary				
Total Contracts Value	Total Prime P / T / D	Total IBE P / T / D	Total IBE %	Payments Score (Total IBE Payments)	Total Number of Workers	Total Hours Worked	Caucasian Hours	Total Minority Hours	Total Women Hours	Workforce Score (Total Hours Worked)	Caucasian %	Minority %	Women %	Ethnicity Score (Total Participation)
\$10,049,000.00	\$9,845,176.91	\$1,589,381.54	16.14%	C	244	31,516.58	30,048.08	1,468.50	861.25	D	95.34%	4.66%	2.73%	F

T-514A WEST SIDE - DIII Toll Bridges Facilities Emergency Standby Generators Improvements														
Payments Summary					Workforce Hours Summary 0.00%					Ethnicity Participation Summary				
Total Contracts Value	Total Prime P / T / D	Total IBE P / T / D	Total IBE %	Payments Score (Total IBE Payments)	Total Number of Workers	Total Hours Worked	Caucasian Hours	Total Minority Hours	Total Women Hours	Workforce Score (Total Hours Worked)	Caucasian %	Minority %	Women %	Ethnicity Score (Total Participation)
\$680,480.00	\$644,686.00	\$197,339.99	30.61%	B+	0	0.00	0.00	0.00	0.00	N/A	0.00%	0.00%	0.00%	N/A

T-566A INTERCOUNTY PAVING - PORTLAND COLUMBIA TOLL BRIDGE APPROACH ROADWAY IMPROVEMENTS														
Payments Summary					Workforce Hours Summary 0.00%					Ethnicity Participation Summary				
Total Contracts Value	Total Prime P / T / D	Total IBE P / T / D	Total IBE %	Payments Score (Total IBE Payments)	Total Number of Workers	Total Hours Worked	Caucasian Hours	Total Minority Hours	Total Women Hours	Workforce Score (Total Hours Worked)	Caucasian %	Minority %	Women %	Ethnicity Score (Total Participation)
\$6,317,000.00	\$6,193,334.28	\$1,877,906.86	30.32%	B+	0	0.00	0.00	0.00	0.00	N/A	0.00%	0.00%	0.00%	N/A

T-611A MAGNUM (IBE) NH-L Toll Bridge Salt Storage Facility														
Payments Summary					Workforce Hours Summary 2.16%					Ethnicity Participation Summary				
Total Contracts Value	Total Prime P / T / D	Total IBE P / T / D	Total IBE %	Payments Score (Total IBE Payments)	Total Number of Workers	Total Hours Worked	Caucasian Hours	Total Minority Hours	Total Women Hours	Workforce Score (Total Hours Worked)	Caucasian %	Minority %	Women %	Ethnicity Score (Total Participation)
\$1,439,584.00	\$1,348,934.71	\$1,348,934.71	100.00%	A+	65	5,925.50	5,805.50	120.00	8.00	F	97.97%	2.03%	0.14%	F

**Delaware River Joint Toll Bridge Commission**

Meeting of October 28, 2024

**Completed Construction Projects - Summary's & Scores (IBE Payments, Workforce Hours & Ethnicity Participation)**

Date: From 07/01/2014 To 09/30/2024

IBE Payments Legend	
Score Rankings	IBE Commitment Participation
A+	45% & above
A	35% to 44.9%
B+	30% to 34.9%
B	25% to 29.9%
C+	20% to 24.9%
C	15% to 19.9%
D+	10% to 14.9%
D	5% to 9.9%
F	4.9% & below

**Total of all Primes Contract Values \$572,897,132.55**

**Total Payments to all Primes \$542,058,206.53**

**Total Payments to all IBEs \$108,408,889.53**

**IBE Target 25.00%**

**IBE Actual 20.00%**

Workforce Utilization Legend		
Score Rankings	Workforce Commitment Participation	Ethnicity & Gender Participation
A+	30% & above	25% & above
A	25% to 29.9%	15% to 24.9%
B+	20% to 24.9%	over 15%
B	15% to 19.9%	10% to 14.9%
C+	10% to 14.9%	over 10%
C	10% to 14.9%	7.5% to 9.9%
D+	5% to 9.9%	over 7.5%
D	5% to 9.9%	5% to 7.4%
F	4.9% & below	4.9% & below

T-641A MERC0 - Easton / Phillipsburg Ramp C Stabilization														
Payments Summary					Workforce Hours Summary 0.00%					Ethnicity Participation Summary				
Total Contracts Value	Total Prime P / T / D	Total IBE P / T / D	Total IBE %	Payments Score (Total IBE Payments)	Total Number of Workers	Total Hours Worked	Caucasian Hours	Total Minority Hours	Total Women Hours	Workforce Score (Total Hours Worked)	Caucasian %	Minority %	Women %	Ethnicity Score (Total Participation)
\$1,130,000.00	\$998,300.00	\$998,300.00	100.00%	A+	0	0.00	0.00	0.00	0.00	N/A	0.00%	0.00%	0.00%	N/A

T-644A J.D. ECKMAN - Easton Phillipsburg TB Facility Administration Bldg.														
Payments Summary					Workforce Hours Summary 28.50%					Ethnicity Participation Summary				
Total Contracts Value	Total Prime P / T / D	Total IBE P / T / D	Total IBE %	Payments Score (Total IBE Payments)	Total Number of Workers	Total Hours Worked	Caucasian Hours	Total Minority Hours	Total Women Hours	Workforce Score (Total Hours Worked)	Caucasian %	Minority %	Women %	Ethnicity Score (Total Participation)
\$11,117,003.61	\$11,038,703.72	\$3,066,725.97	27.78%	B	320	47,800.75	35,278.00	12,522.75	1,098.75	A	73.80%	26.20%	2.30%	A+

T-645A MJF Building & Facilities Energy Conservation														
Payments Summary					Workforce Hours Summary 23.54%					Ethnicity Participation Summary				
Total Contracts Value	Total Prime P / T / D	Total IBE P / T / D	Total IBE %	Payments Score (Total IBE Payments)	Total Number of Workers	Total Hours Worked	Caucasian Hours	Total Minority Hours	Total Women Hours	Workforce Score (Total Hours Worked)	Caucasian %	Minority %	Women %	Ethnicity Score (Total Participation)
\$5,376,806.87	\$5,376,806.87	\$5,376,806.87	100.00%	A+	46	9,735.28	7,509.23	2,226.05	65.75	B+	77.13%	22.87%	0.68%	A

T-645B SCHNEIDER ELECTRIC Building & Facilities Energy Conservation Measures - Mechanical/Controls														
Payments Summary					Workforce Hours Summary 0.00%					Ethnicity Participation Summary				
Total Contracts Value	Total Prime P / T / D	Total IBE P / T / D	Total IBE %	Payments Score (Total IBE Payments)	Total Number of Workers	Total Hours Worked	Caucasian Hours	Total Minority Hours	Total Women Hours	Workforce Score (Total Hours Worked)	Caucasian %	Minority %	Women %	Ethnicity Score (Total Participation)
\$1,247,159.50	\$1,247,159.50	\$129,525.50	10.39%	D+	7	1,625.50	1,625.50	0.00	0.00	F	100.00%	0.00%	0.00%	F

T-661A TRC - SFB Replacement Project Subsurface Boring & Sampling														
Payments Summary					Workforce Hours Summary 0.00%					Ethnicity Participation Summary				
Total Contracts Value	Total Prime P / T / D	Total IBE P / T / D	Total IBE %	Payments Score (Total IBE Payments)	Total Number of Workers	Total Hours Worked	Caucasian Hours	Total Minority Hours	Total Women Hours	Workforce Score (Total Hours Worked)	Caucasian %	Minority %	Women %	Ethnicity Score (Total Participation)
\$1,559,275.00	\$1,438,941.98	\$234,466.30	16.29%	C	0	0.00	0.00	0.00	0.00	N/A	0.00%	0.00%	0.00%	N/A

T-666A PKF - SFB Replacement Project Construction for PA Noise Walls														
Payments Summary					Workforce Hours Summary 14.94%					Ethnicity Participation Summary				
Total Contracts Value	Total Prime P / T / D	Total IBE P / T / D	Total IBE %	Payments Score (Total IBE Payments)	Total Number of Workers	Total Hours Worked	Caucasian Hours	Total Minority Hours	Total Women Hours	Workforce Score (Total Hours Worked)	Caucasian %	Minority %	Women %	Ethnicity Score (Total Participation)
\$11,394,750.00	\$11,219,737.01	\$3,338,786.23	29.76%	B	42	5,738.00	5,122.00	616.00	241.50	C	89.26%	10.74%	4.21%	B

T-667A AP CONSTRUCTION - SFB Replacement Project Tree Clearing														
Payments Summary					Workforce Hours Summary 0.00%					Ethnicity Participation Summary				
Total Contracts Value	Total Prime P / T / D	Total IBE P / T / D	Total IBE %	Payments Score (Total IBE Payments)	Total Number of Workers	Total Hours Worked	Caucasian Hours	Total Minority Hours	Total Women Hours	Workforce Score (Total Hours Worked)	Caucasian %	Minority %	Women %	Ethnicity Score (Total Participation)
\$1,814,999.39	\$1,721,688.26	\$454,825.01	26.42%	B	0	0.00	0.00	0.00	0.00	N/A	0.00%	0.00%	0.00%	N/A

**Delaware River Joint Toll Bridge Commission**

Meeting of October 28, 2024

**Completed Construction Projects - Summary's & Scores (IBE Payments, Workforce Hours & Ethnicity Participation)**

Date: From 07/01/2014 To 09/30/2024

IBE Payments Legend	
Score Rankings	IBE Commitment Participation
A+	45% & above
A	35% to 44.9%
B+	30% to 34.9%
B	25% to 29.9%
C+	20% to 24.9%
C	15% to 19.9%
D+	10% to 14.9%
D	5% to 9.9%
F	4.9% & below

**Total of all Primes Contract Values \$572,897,132.55**

**Total Payments to all Primes \$542,058,206.53**

**Total Payments to all IBEs \$108,408,889.53**

**IBE Target 25.00%**

**IBE Actual 20.00%**

Workforce Utilization Legend		
Score Rankings	Workforce Commitment Participation	Ethnicity & Gender Participation
A+	30% & above	25% & above
A	25% to 29.9%	15% to 24.9%
B+	20% to 24.9%	over 15%
B	15% to 19.9%	10% to 14.9%
C+	10% to 14.9%	over 10%
C	10% to 14.9%	7.5% to 9.9%
D+	5% to 9.9%	over 7.5%
D	5% to 9.9%	5% to 7.4%
F	4.9% & below	4.9% & below

T-668A TRUMBULL 2 New Jersey - SFB Replacement Project														
Payments Summary					Workforce Hours Summary 21.57%					Ethnicity Participation Summary				
Total Contracts Value	Total Prime P / T / D	Total IBE P / T / D	Total IBE %	Payments Score (Total IBE Payments)	Total Number of Workers	Total Hours Worked	Caucasian Hours	Total Minority Hours	Total Women Hours	Workforce Score (Total Hours Worked)	Caucasian %	Minority %	Women %	Ethnicity Score (Total Participation)
\$-	\$-	\$-	0.00%	N/A	1729	666,190.74	539,479.44	126,711.30	16,978.00	B+	80.98%	19.02%	2.55%	A

T-668A TRUMBULL 1 Pennsylvania SFB Bridge Replacement Project														
Payments Summary					Workforce Hours Summary 18.76%					Ethnicity Participation Summary				
Total Contracts Value	Total Prime P / T / D	Total IBE P / T / D	Total IBE %	Payments Score (Total IBE Payments)	Total Number of Workers	Total Hours Worked	Caucasian Hours	Total Minority Hours	Total Women Hours	Workforce Score (Total Hours Worked)	Caucasian %	Minority %	Women %	Ethnicity Score (Total Participation)
\$436,216,954.02	\$437,608,416.90	\$76,711,826.97	17.53%	C	1953	841,284.08	709,643.76	131,640.32	26,191.25	B	84.35%	15.65%	3.11%	A

T-705A SPARWICK - I-78 Toll Plaza Bumper Block Replacement														
Payments Summary					Workforce Hours Summary 0.00%					Ethnicity Participation Summary				
Total Contracts Value	Total Prime P / T / D	Total IBE P / T / D	Total IBE %	Payments Score (Total IBE Payments)	Total Number of Workers	Total Hours Worked	Caucasian Hours	Total Minority Hours	Total Women Hours	Workforce Score (Total Hours Worked)	Caucasian %	Minority %	Women %	Ethnicity Score (Total Participation)
\$160,006.00	\$160,006.00	\$160,006.00	100.00%	A+	0	0.00	0.00	0.00	0.00	N/A	0.00%	0.00%	0.00%	N/A

T-707A Bracy Commission Administration Building at SFB & Adaptive Reuse of the 1799 Building														
Payments Summary					Workforce Hours Summary 12.32%					Ethnicity Participation Summary				
Total Contracts Value	Total Prime P / T / D	Total IBE P / T / D	Total IBE %	Payments Score (Total IBE Payments)	Total Number of Workers	Total Hours Worked	Caucasian Hours	Total Minority Hours	Total Women Hours	Workforce Score (Total Hours Worked)	Caucasian %	Minority %	Women %	Ethnicity Score (Total Participation)
\$21,468,985.71	\$21,468,985.71	\$4,382,167.83	20.41%	C+	435	80,061.86	70,408.20	9,653.66	209.00	C	87.94%	12.06%	0.26%	B

T-708A Allied Painting New Hope-Lambertville Toll Bridge Floor System Rehabilitation -Facility Administration Building														
Payments Summary					Workforce Hours Summary 64.86%					Ethnicity Participation Summary				
Total Contracts Value	Total Prime P / T / D	Total IBE P / T / D	Total IBE %	Payments Score (Total IBE Payments)	Total Number of Workers	Total Hours Worked	Caucasian Hours	Total Minority Hours	Total Women Hours	Workforce Score (Total Hours Worked)	Caucasian %	Minority %	Women %	Ethnicity Score (Total Participation)
\$1,694,000.00	\$1,546,100.00	\$170,944.28	11.06%	D+	26	5,244.00	1,842.50	3,401.50	0.00	A+	35.14%	64.86%	0.00%	A+

T-711AR BRACY - Easton Phillipsburg Toll Bridge Salt Storage Building														
Payments Summary					Workforce Hours Summary 15.61%					Ethnicity Participation Summary				
Total Contracts Value	Total Prime P / T / D	Total IBE P / T / D	Total IBE %	Payments Score (Total IBE Payments)	Total Number of Workers	Total Hours Worked	Caucasian Hours	Total Minority Hours	Total Women Hours	Workforce Score (Total Hours Worked)	Caucasian %	Minority %	Women %	Ethnicity Score (Total Participation)
\$1,711,600.00	\$1,666,931.06	\$18,727.94	1.12%	F	77	5,669.75	4,784.50	885.25	0.00	B	84.39%	15.61%	0.00%	A

T-717A BRACY Milford-Montague Toll Bridge Salt Storage Building														
Payments Summary					Workforce Hours Summary 7.70%					Ethnicity Participation Summary				
Total Contracts Value	Total Prime P / T / D	Total IBE P / T / D	Total IBE %	Payments Score (Total IBE Payments)	Total Number of Workers	Total Hours Worked	Caucasian Hours	Total Minority Hours	Total Women Hours	Workforce Score (Total Hours Worked)	Caucasian %	Minority %	Women %	Ethnicity Score (Total Participation)
\$1,244,000.00	\$1,232,810.45	\$70,588.96	5.73%	D	43	3,227.00	2,978.50	248.50	0.00	D	92.30%	7.70%	0.00%	C

**Delaware River Joint Toll Bridge Commission**

Meeting of October 28, 2024

**Completed Construction Projects - Summary's & Scores (IBE Payments, Workforce Hours & Ethnicity Participation)**

Date: From 07/01/2014 To 09/30/2024

IBE Payments Legend	
Score Rankings	IBE Commitment Participation
A+	45% & above
A	35% to 44.9%
B+	30% to 34.9%
B	25% to 29.9%
C+	20% to 24.9%
C	15% to 19.9%
D+	10% to 14.9%
D	5% to 9.9%
F	4.9% & below

**Total of all Primes Contract Values \$572,897,132.55**

**Total Payments to all Primes \$542,058,206.53**

**Total Payments to all IBEs \$108,408,889.53**

**IBE Target 25.00%**

**IBE Actual 20.00%**

Workforce Utilization Legend		
Score Rankings	Workforce Commitment Participation	Ethnicity & Gender Participation
A+	30% & above	25% & above
A	25% to 29.9%	15% to 24.9%
B+	20% to 24.9%	over 15%
B	15% to 19.9%	10% to 14.9%
C+	10% to 14.9%	over 10%
C	10% to 14.9%	7.5% to 9.9%
D+	5% to 9.9%	over 7.5%
D	5% to 9.9%	5% to 7.4%
F	4.9% & below	4.9% & below

T-719A ROAD-CON Delaware Water Gap Toll Bridge Facility Westbound Toll Plaza Roadway and NJ Approach Repairs.														
Payments Summary					Workforce Hours Summary 23.68%					Ethnicity Participation Summary				
Total Contracts Value	Total Prime P / T / D	Total IBE P / T / D	Total IBE %	Payments Score (Total IBE Payments)	Total Number of Workers	Total Hours Worked	Caucasian Hours	Total Minority Hours	Total Women Hours	Workforce Score (Total Hours Worked)	Caucasian %	Minority %	Women %	Ethnicity Score (Total Participation)
\$3,773,197.85	\$3,554,825.27	\$610,051.82	17.16%	C	123	9,822.57	7,915.77	1,906.80	419.50	B+	80.59%	19.41%	4.27%	A

T-730A BRACY Southern Operations & Maintenance Facilities Improvements Trenton Morrisville Salt Operations														
Payments Summary					Workforce Hours Summary 6.85%					Ethnicity Participation Summary				
Total Contracts Value	Total Prime P / T / D	Total IBE P / T / D	Total IBE %	Payments Score (Total IBE Payments)	Total Number of Workers	Total Hours Worked	Caucasian Hours	Total Minority Hours	Total Women Hours	Workforce Score (Total Hours Worked)	Caucasian %	Minority %	Women %	Ethnicity Score (Total Participation)
\$3,275,000.00	\$3,234,621.97	\$450,025.89	13.91%	D+	57	5,831.08	5,471.58	359.50	40.00	D	93.83%	6.17%	0.69%	D

T-746A ROAD-CON, INC. / Trenton Morrisville TB Roadway repaving and Deck Sealing Improvements														
Payments Summary					Workforce Hours Summary 25.00%					Ethnicity Participation Summary				
Total Contracts Value	Total Prime P / T / D	Total IBE P / T / D	Total IBE %	Payments Score (Total IBE Payments)	Total Number of Workers	Total Hours Worked	Caucasian Hours	Total Minority Hours	Total Women Hours	Workforce Score (Total Hours Worked)	Caucasian %	Minority %	Women %	Ethnicity Score (Total Participation)
\$1.00	\$-	\$-	0.00%	N/A	5	64.00	48.00	16.00	0.00	A	75.00%	25.00%	0.00%	A+

TS-639B MOUNT CONSTRUCTION - Lower Trenton TSB Approach Roadways Improvements														
Payments Summary					Workforce Hours Summary 0.00%					Ethnicity Participation Summary				
Total Contracts Value	Total Prime P / T / D	Total IBE P / T / D	Total IBE %	Payments Score (Total IBE Payments)	Total Number of Workers	Total Hours Worked	Caucasian Hours	Total Minority Hours	Total Women Hours	Workforce Score (Total Hours Worked)	Caucasian %	Minority %	Women %	Ethnicity Score (Total Participation)
\$2,731,688.30	\$2,090,794.00	\$2,090,794.00	100.00%	A+	0	0.00	0.00	0.00	0.00	N/A	0.00%	0.00%	0.00%	N/A

TS-650A ROAD-CON - RIVERTON BELVIDERE TSB														
Payments Summary					Workforce Hours Summary 0.00%					Ethnicity Participation Summary				
Total Contracts Value	Total Prime P / T / D	Total IBE P / T / D	Total IBE %	Payments Score (Total IBE Payments)	Total Number of Workers	Total Hours Worked	Caucasian Hours	Total Minority Hours	Total Women Hours	Workforce Score (Total Hours Worked)	Caucasian %	Minority %	Women %	Ethnicity Score (Total Participation)
\$708,707.00	\$652,738.50	\$28,347.48	4.34%	F	0	0.00	0.00	0.00	0.00	N/A	0.00%	0.00%	0.00%	N/A

TS-677A SPARWICK - SF TSB Interim Deck Repairs on I-95														
Payments Summary					Workforce Hours Summary 13.62%					Ethnicity Participation Summary				
Total Contracts Value	Total Prime P / T / D	Total IBE P / T / D	Total IBE %	Payments Score (Total IBE Payments)	Total Number of Workers	Total Hours Worked	Caucasian Hours	Total Minority Hours	Total Women Hours	Workforce Score (Total Hours Worked)	Caucasian %	Minority %	Women %	Ethnicity Score (Total Participation)
\$999,656.00	\$999,656.00	\$999,656.00	100.00%	A+	8	580.00	501.00	79.00	0.00	C	86.38%	13.62%	0.00%	B

TS-687A CARR & DUFF - Lower Trenton Toll Supported Bridge Replacement of Sign Lighting Elements														
Payments Summary					Workforce Hours Summary 1.50%					Ethnicity Participation Summary				
Total Contracts Value	Total Prime P / T / D	Total IBE P / T / D	Total IBE %	Payments Score (Total IBE Payments)	Total Number of Workers	Total Hours Worked	Caucasian Hours	Total Minority Hours	Total Women Hours	Workforce Score (Total Hours Worked)	Caucasian %	Minority %	Women %	Ethnicity Score (Total Participation)
\$647,000.00	\$647,000.00	\$163,632.58	25.29%	B	14	2,734.00	2,693.00	41.00	0.00	F	98.50%	1.50%	0.00%	F

**Delaware River Joint Toll Bridge Commission**

Meeting of October 28, 2024

**Completed Construction Projects - Summary's & Scores (IBE Payments, Workforce Hours & Ethnicity Participation)**

Date: From 07/01/2014 To 09/30/2024

IBE Payments Legend	
Score Rankings	IBE Commitment Participation
A+	45% & above
A	35% to 44.9%
B+	30% to 34.9%
B	25% to 29.9%
C+	20% to 24.9%
C	15% to 19.9%
D+	10% to 14.9%
D	5% to 9.9%
F	4.9% & below

**Total of all Primes Contract Values \$572,897,132.55**

**Total Payments to all Primes \$542,058,206.53**

**Total Payments to all IBEs \$108,408,889.53**

**IBE Target 25.00%**

**IBE Actual 20.00%**

Workforce Utilization Legend		
Score Rankings	Workforce Commitment Participation	Ethnicity & Gender Participation
A+	30% & above	25% & above
A	25% to 29.9%	15% to 24.9%
B+	20% to 24.9%	over 15%
B	15% to 19.9%	10% to 14.9%
C+	10% to 14.9%	over 10%
C	10% to 14.9%	7.5% to 9.9%
D+	5% to 9.9%	over 7.5%
D	5% to 9.9%	5% to 7.4%
F	4.9% & below	4.9% & below

TS-699A CARR & DUFF LOWER TRENTON TSB APPROACH TRAFFIC SIGNAL EQUIPMENT UPGRADES														
Payments Summary					Workforce Hours Summary 28.52%					Ethnicity Participation Summary				
Total Contracts Value	Total Prime P / T / D	Total IBE P / T / D	Total IBE %	Payments Score (Total IBE Payments)	Total Number of Workers	Total Hours Worked	Caucasian Hours	Total Minority Hours	Total Women Hours	Workforce Score (Total Hours Worked)	Caucasian %	Minority %	Women %	Ethnicity Score (Total Participation)
\$161,150.37	\$161,150.32	\$61,169.00	37.96%	A	11	433.00	309.50	123.50	0.00	A	71.48%	28.52%	0.00%	A+

TTS-723A J FLETCHER CREAMER On Call Beam Guide Rail & Attenuator Replacement														
Payments Summary					Workforce Hours Summary 38.70%					Ethnicity Participation Summary				
Total Contracts Value	Total Prime P / T / D	Total IBE P / T / D	Total IBE %	Payments Score (Total IBE Payments)	Total Number of Workers	Total Hours Worked	Caucasian Hours	Total Minority Hours	Total Women Hours	Workforce Score (Total Hours Worked)	Caucasian %	Minority %	Women %	Ethnicity Score (Total Participation)
\$1,376,666.00	\$756,232.60	\$113,829.53	15.05%	C	55	2,315.50	1,419.50	896.00	0.00	A+	61.30%	38.70%	0.00%	A+

TTS-736A RCC BUILDERS & DEVELOPERS - (IBE) JOC for Building and Facility Work North Region														
Payments Summary					Workforce Hours Summary 48.50%					Ethnicity Participation Summary				
Total Contracts Value	Total Prime P / T / D	Total IBE P / T / D	Total IBE %	Payments Score (Total IBE Payments)	Total Number of Workers	Total Hours Worked	Caucasian Hours	Total Minority Hours	Total Women Hours	Workforce Score (Total Hours Worked)	Caucasian %	Minority %	Women %	Ethnicity Score (Total Participation)
\$3,000,000.00	\$68,665.26	\$68,665.26	100.00%	A+	2	334.00	172.00	162.00	0.00	A+	51.50%	48.50%	0.00%	A+

TTS-737A RCC BUILDERS & DEVELOPERS - Job Order Contracting for Building & Facility Work SOUTH REGION														
Payments Summary					Workforce Hours Summary 19.88%					Ethnicity Participation Summary				
Total Contracts Value	Total Prime P / T / D	Total IBE P / T / D	Total IBE %	Payments Score (Total IBE Payments)	Total Number of Workers	Total Hours Worked	Caucasian Hours	Total Minority Hours	Total Women Hours	Workforce Score (Total Hours Worked)	Caucasian %	Minority %	Women %	Ethnicity Score (Total Participation)
\$3,500,000.00	\$1,163,694.08	\$1,163,694.08	100.00%	A+	35	1,002.26	807.50	194.76	4.50	B	80.57%	19.43%	0.45%	A

**Delaware River Joint Toll Bridge Commission**

Meeting of October 28, 2024

**Completed Professional Services Projects Payments Detail Report**

Date: From 07/01/2014 To 09/30/2024

IBE Payments Legend	
Score Rankings	IBE Commitment Participation
A+	45% & above
A	35% to 44.9%
B+	30% to 34.9%
B	25% to 29.9%
C+	20% to 24.9%
C	15% to 19.9%
D+	10% to 14.9%
D	5% to 9.9%
F	4.9% & below

Summary	Contract Value	Prime P / T / D	IBE P / T / D	IBE Actual	Score
Professional and Construction Projects Totals	\$635,619,991.35	\$597,737,350.92	\$125,170,356.02	20.94%	C+
Professional Services Projects Totals	\$62,722,858.80	\$55,679,144.39	\$16,761,466.49	30.10%	B+

Prime Consultants	IBE Firm	Project Title	Contract Value	Prime P / T / D	IBE P / T / D	IBE Actual	Score
Burns Engineering, Inc.		C-508A BURNS - I-78 Maintenance Garage Expansion	\$717,042.74	\$717,042.74	\$305,795.94	42.65%	A
Gannett Fleming Inc. - Camp Hill, PA		C-644A GANNETT - I-78 Bridges & Approach Slab Rehabilitation	\$651,157.49	\$600,565.63	\$42,925.47	7.15%	D
Ammann & Whitney		C-650A AMMANN - Riverton / Belvidere TSB Critical Member Strengthening - Design	\$517,538.84	\$451,072.33	\$36,347.80	8.06%	D
Joseph Jingoli & Son, Inc.		C-657A JINGOLI - TOA / Building Construction Management Services - PA Assignment Level 3 Toll Bridge Facilities Energy Contract	\$300,000.00	\$297,447.96	\$13,380.00	4.50%	F
McCormick Taylor, Inc.		C-662A McCORMICK - SFB Replacement Public Involvement Services	\$1,800,016.87	\$1,566,323.71	\$382,985.84	24.45%	C+
Pennoni Associates Inc		C-663A PENNONI - SFB Replacement Project Traffic Engineering Services Pre-construction Traffic Study	\$248,468.49	\$237,424.67	\$118,547.24	49.93%	A+
Cherry, Weber & Associates, P.C.		C-684A-1/2 Van Cleef Engineering Associates, LLC - formally - CHERRY WEBER ENG.-General Engineering Services 2015-2018 Annual Inspections for contract C-684A-1	\$1,222,340.65	\$1,222,340.65	\$292,358.15	23.92%	C+
Johnson, Mirmiran and Thompson, Inc.		C-696A JMT - TOA / Engineering Services - PA Assignment	\$500,000.00	\$436,347.22	\$92,842.42	21.28%	C+
Rummel, Klepper and Kahl, LLP		C-701A RK&K - TOA / Engineering Services for Electronic Toll Collection Systems	\$500,000.00	\$461,812.98	\$91,464.15	19.81%	C
IH Engineers, P.C. (IBE Prime)	MBE	C-702B IH ENGS (IBE)- STRUCTURAL / CIVIL TASK ORDER AGREEMENT - NJ ASSIGNMENT	\$1,000,000.00	\$863,109.07	\$863,109.07	100.00%	A+
Urban Engineers, Inc.		C-703A URBAN - TOA / Construction Management Services for PA Assignment	\$500,000.00	\$445,990.62	\$89,676.75	20.11%	C+
USA Architects (IBE Prime)	SBE	C-707A USA - Commission Administration Building at Scudder Falls	\$1,376,451.71	\$1,376,354.11	\$1,376,354.11	100.00%	A+
Pennoni Associates Inc		C-715A PENNONI ASSOCIATES INC -Structural/Civil Task Order Agreement - PA Assignment	\$1,000,000.00	\$826,516.45	\$198,308.65	23.99%	C+
KS Engineers, P.C. (IBE Prime)	MBE	C-733A KS ENGINEERS, P.C. - CONSTRUCTION MANAGEMENT SERVICES TASK ORDER AGREEMENT FOR PROFESSIONAL ENGINEERING SERVICES	\$500,000.00	\$459,522.55	\$459,522.55	100.00%	A+
Pickering, Corts & Summerson, Inc. (IBE Prime)	SBE	C-757A - PICKERING, CORTS & SUMMERSON -- SBE - PROFESSIONAL ENGINEERING SERVICES FOR THE GENERAL ENGINEERING SERVICES 2021-2021 ANNUAL INSPECTION	\$1,280,000.00	\$531,101.62	\$531,101.62	100.00%	A+
Jacobs Engineering Group Inc.		CI-566A JACOBS - Portland / Columbia Toll Bridge Approach Roadways Improvements	\$532,349.00	\$476,991.53	\$144,473.11	30.29%	B+
Jacobs Engineering Group Inc.		CI-665A JACOBS - SFB Replacement Project Engineering Services for PA Noise Walls Construction	\$626,965.76	\$626,933.76	\$44,766.05	7.14%	D
TRC Engineers		CI-671A TRC - SFB Replacement Project Engineering Services for PA Approach Improvements	\$6,515,220.03	\$4,191,312.55	\$1,401,556.53	33.44%	B+
WSP/PARSONS BRINCKERHOFF, INC		CI-672A PARSONS (WSP) - SFB Replacement Project Engineering Services for Main River Bridge Replacement	\$7,776,718.32	\$5,398,968.46	\$1,398,298.09	25.90%	B
Gannett Fleming Inc. - Camp Hill, PA		CI-673A GANNETT - SFB Replacement Project Engineering Services for NJ Approach Construction	\$6,568,103.32	\$6,084,459.84	\$1,932,944.20	31.77%	B+
STV Inc. - Trenton, NJ		CM-508A STV - I-78 Maintenance Garage Expansion Engineering Services for Construction Management	\$586,402.81	\$582,335.21	\$44,851.79	7.70%	D
Greenman-Pedersen, Inc.		CM-644A GPI - I-78 Bridges and Approach Slabs Rehabilitation Construction Management / Inspection Services	\$1,545,442.08	\$1,429,603.53	\$266,934.72	18.67%	C
Greenman-Pedersen, Inc.		CM-664A GPI - SFB Replacement Project PA Noise Walls Construction Management Services	\$912,693.42	\$849,622.00	\$137,484.89	16.18%	C

\*Met or Exceeded the Target

\*Did Not Meet the Target

\*P/T/D = Paid To Date

**Delaware River Joint Toll Bridge Commission**

Meeting of October 28, 2024

**Completed Professional Services Projects Payments Detail Report**

Date: From 07/01/2014 To 09/30/2024

IBE Payments Legend	
Score Rankings	IBE Commitment Participation
<b>A+</b>	<b>45% &amp; above</b>
<b>A</b>	<b>35% to 44.9%</b>
<b>B+</b>	<b>30% to 34.9%</b>
<b>B</b>	<b>25% to 29.9%</b>
<b>C+</b>	<b>20% to 24.9%</b>
<b>C</b>	<b>15% to 19.9%</b>
<b>D+</b>	<b>10% to 14.9%</b>
<b>D</b>	<b>5% to 9.9%</b>
<b>F</b>	<b>4.9% &amp; below</b>

Prime Consultants	IBE Firm	Project Title	Contract Value	Prime P / T / D	IBE P / T / D	IBE Actual	Score
Hill International, Inc. - Philadelphia, PA		CM-669A HILL - SFB Replacement Project Construction Management Services	\$25,015,066.98	\$25,015,064.91	\$6,459,687.39	25.82%	B
Joseph Jingoli & Son, Inc.		CM-707A JINGOLI - Commission Administration Building at Scudder Falls - Construction Management Services	\$530,880.29	\$530,880.29	\$35,749.96	6.73%	D

\*Met or Exceeded the Target

\*Did Not Meet the Target

\*P/T/D = Paid To Date



**Delaware River Joint Toll Bridge Commission  
Meeting of October 28, 2024**

**MINORITY, WOMEN AND SMALL BUSINESS ENTERPRISE PROGRAM**

The Delaware River Joint Toll Bridge Commission implemented a one-year Minority Business Enterprise (MBE) pilot program, with a 7% participation goal, and the Women Business Enterprise (WBE) pilot program with a 3% goal. These goals applied to consultants and contractors' participating in the Commission's Capital Program and were effective on September 1, 2008.

At its December 2008 Commission Meeting, the Commission revised the pilot program to specify a 25% Small Business Enterprise (SBE) goal to New Jersey assigned consultant contracts in lieu of the previously specified 7% MBE and 3% WBE goals.

At its December 2010 Commission Meeting, due to the success of the Commission's MWSBE Pilot Program, the Delaware River Joint Toll Bridge Commission adopted a resolution for permanent status of the Minority Business Enterprise (MBE) program, with a 7% participation goal, and the Women Business Enterprise (WBE) program with a 3% goal, and the Small Business Enterprise (SBE) program with a 25% goal. These goals apply to consultants and contractors' participating in the Commission's Capital Program.

The Contract Compliance Department continues to monitor, update and analyze the payments for the MWSBE diversity program.

- a) PA Assigned Professional Services Contracts: 7% MBE and 3% WBE
- b) No State Assigned Professional Services Contracts: 7% MBE and 3% WBE
- c) Capital Plan Construction Contracts: 7% MBE and 3% WBE
- d) NJ Assigned Professional Services Contracts: 25% SBE

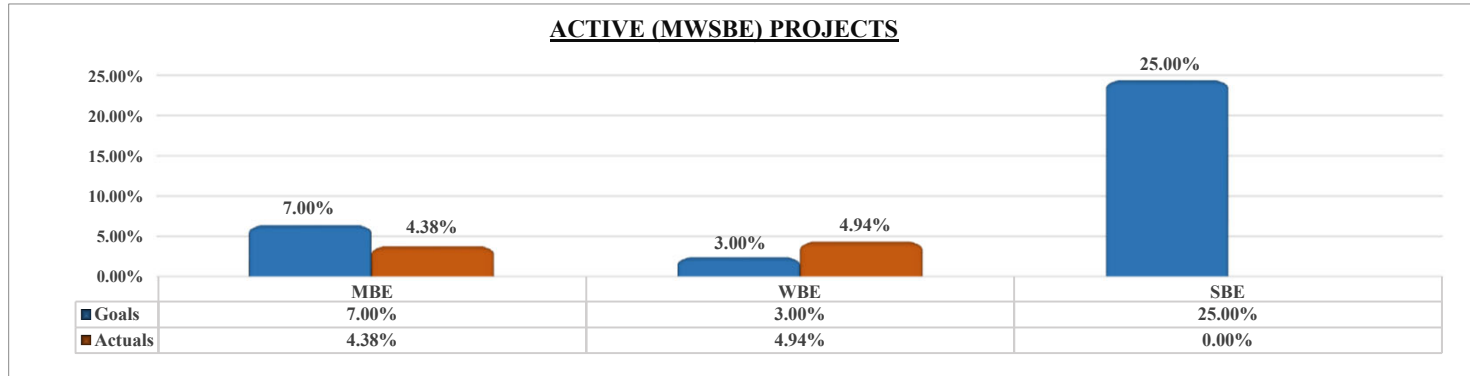
Numerous diversified businesses have benefited and continue to benefit from the Commission's previous M/W/SBE Program. The number of Contracts awarded during the MWSBE Program are as follows:

- Active Projects: 1
- Completed Projects: 76
- Total Capital Program Projects: 77
- Total Number of Contractors: 180

As of July 1, 2014 projects fall into the status now commonly referred to as IBE (Identified Business Enterprise) with a projected target to be or to exceed 25% of the total project award amount.

**Delaware River Joint Toll Bridge Commission  
Meeting of October 28, 2024**

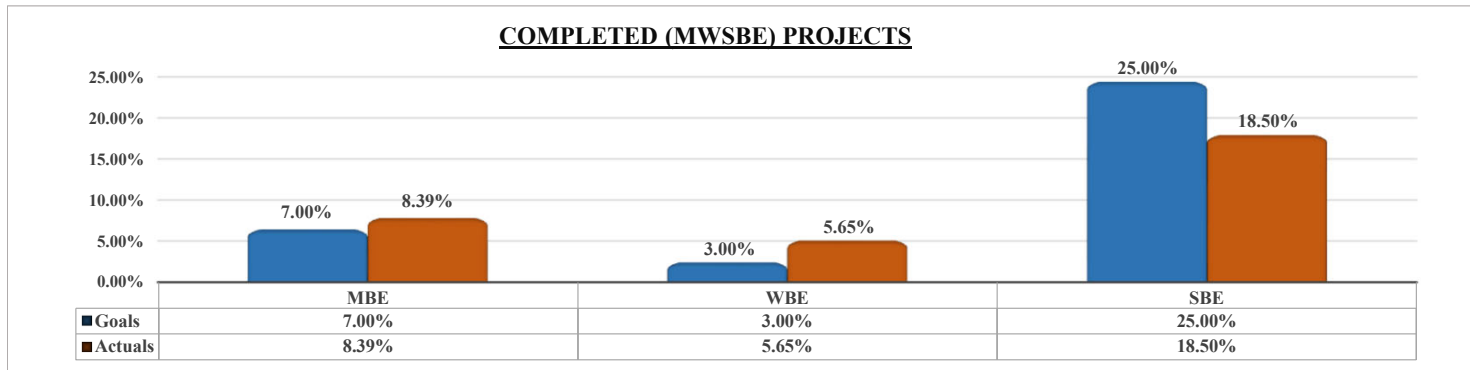
**ACTIVE and COMPLETED (MWSBE) PROJECTS PAYMENTS**



M/WBE Actual Summary Totals \$2,807,501.91	MBE		WBE		SBE Actual Summary Totals \$0.00	SBE	
	ACTUAL	PAYMENTS	ACTUAL	PAYMENTS		ACTUAL	PAYMENTS
	4.38%	\$1,319,428.97	4.94%	\$1,488,072.94		0.00%	\$0.00

PROJECT NO.	CONTRACTOR / CONSULTANT	PROJECT VALUE	TOTAL PAYMENTS TO DATE	MBE GOAL 7%	MBE PAYMENTS	WBE GOAL 3%	WBE PAYMENTS	SBE GOAL 25%	SBE PAYMENTS
C-502A	AECOM Transp.	\$ 30,397,000.00	\$ 30,135,435.99	4.38%	\$ 1,319,428.97	4.94%	\$ 1,488,072.94		\$ -



M/WBE Actual Summary Totals \$141,820,320.30	MBE		WBE		SBE Actual Summary Totals \$18,938,470.71	SBE	
	ACTUAL	PAYMENTS	ACTUAL	PAYMENTS		ACTUAL	PAYMENTS
	8.39%	\$11,903,166.05	5.65%	\$8,008,051.95		18.50%	\$3,502,973.00

The details relative to the Completed Projects data above are available on the following pages.

**Delaware River Joint Toll Bridge Commission  
Meeting of October 28, 2024**

**Minority, Women and Small Business Enterprise Payment Reporting  
Completed Contracts**

\*Categories highlighted below indicates the Prime has either met or exceeded the target.

PROJECT NO.	CONTRACTOR / CONSULTANT	CONTRACT VALUE	MBE GOAL 7.0 %	MBE PAYMENTS	WBE GOAL 3.0 %	WBE PAYMENTS	SBE GOAL 25.0 %	SBE PAYMENTS
DB-427B	A.P. Construction	\$ 4,356,866.00	10.00%	\$ 435,686.60	7.30%	\$ 318,051.22		
T/TS-573A	A.P. Construction	\$ 7,823,588.00	7.69%	\$ 601,633.92	4.92%	\$ 384,920.53		
T-440BR	A.P. Construction	\$ 4,608,295.33	11.70%	\$ 539,170.55	7.33%	\$ 337,788.05		
TTS-476A-2	A.P. Construction	\$ 3,511,153.06	7.20%	\$ 252,803.02	5.50%	\$ 193,113.42		
T-472A	Allied Painting	\$ 15,595,983.76	9.70%	\$ 1,512,810.42	15.00%	\$ 2,339,397.56		
C-443A	Ammann & Whitney	\$ 770,909.81	10.00%	\$ 77,090.98	14.00%	\$ 107,927.37		
C-445A	Ammann & Whitney	\$ 920,304.08	7.20%	\$ 66,261.89	3.20%	\$ 29,449.73		
C-629B	Michael Baker	\$ 500,000.00					2.79%	\$ 13,937.96
T-474A	Bracy Contracting	\$ 2,660,000.00	6.05%	\$ 160,930.00	2.87%	\$ 76,342.00		
C-474A	Brinjac	\$ 287,603.87	8.00%	\$ 23,008.31	9.00%	\$ 25,884.35		
C-627A	Buchart Horn	\$ 132,374.35						
C-598A	Burns Group	\$ 408,272.00					8.00%	\$ 32,661.76
C-454A	Carroll Engineers	\$ 500,000.00	18.10%	\$ 90,500.00	5.90%	\$ 29,500.00		
C-543A	Cherry Weber	\$ 612,233.00					28.30%	\$ 173,261.94
C-639A	Cherry Weber	\$ 401,455.40	18.10%	\$ 72,663.43	5.90%	\$ 23,685.87		
T-498A	Cornell & Co.	\$ 1,999,015.22	9.30%	\$ 185,908.42	6.30%	\$ 125,937.96		
T-554A	Dayspring Electric	\$ 232,117.66						
C-628A	Dewberry	\$ 474,625.86	9.69%	\$ 46,014.78	13.27%	\$ 62,999.77	9.12%	\$ 43,294.17
C-454B	French & Parello	\$ 500,000.00					17.00%	\$ 85,000.00
C-627B	French & Parello	\$ 276,851.59					5.70%	\$ 28,487.21
C-453A	Gannett Fleming	\$ 1,000,000.00	5.33%	\$ 53,300.00	0.87%	\$ 8,700.00		\$ -
C-598B	Gannett Fleming	\$ 367,353.90					8.95%	\$ 32,878.17
C-566A	Greenman Pedersen	\$ 350,675.02	9.54%	\$ 33,464.64	0.83%	\$ 2,924.37		\$ -
C-599B	Greenman Pedersen	\$ 1,000,000.00					4.00%	\$ 40,000.00
CM-437A	Greenman Pedersen	\$ 2,559,020.59					19.50%	\$ 499,009.02
CM-440B	Greenman Pedersen	\$ 753,336.71					17.64%	\$ 132,888.60
T-441A	H & G Contractors	\$ 1,586,698.00	6.60%	\$ 104,722.07	1.57%	\$ 24,911.16		
C-530A	Hill International	\$ 400,000.00	2.50%	\$ 10,000.00				
CM-427B	Hill International	\$ 629,749.00					13.60%	\$ 85,645.86
CM-447B	Hill International	\$ 973,401.52	4.10%	\$ 39,909.46	2.10%	\$ 20,441.43		
CM-442A	Hill International	\$ 319,826.73					25.14%	\$ 80,404.44
CM-573A	Hill International	\$ 1,038,384.48	6.20%	\$ 64,379.84	5.80%	\$ 60,226.30		
C-629A	Hill International	\$ 147,560.34					13.66%	\$ 40,993.70
T-506A	HRI	\$ 13,727,411.69	7.17%	\$ 984,255.42	2.91%	\$ 399,467.68		
TS-505A	IEW	\$ 661,352.00	55.00%	\$ 363,743.60	8.93%	\$ 59,058.73		
DB-563A	J. Fletcher Creamer	\$ 1,283,717.00	15.00%	\$ 192,557.55	4.00%	\$ 51,348.68		
TTS-634AR	J. Fletcher Creamer	\$ 896,808.00	8.35%	\$ 74,885.53	0.42%	\$ 3,755.75		
T-437A	J.D. Eckman	\$ 24,412,321.90	7.48%	\$ 1,826,041.68	3.04%	\$ 742,134.59		
C-549AR	Jacobs Engineering	\$ 445,549.98	8.02%	\$ 35,745.16	3.11%	\$ 13,866.11		
TS-442A	James A. Anderson	\$ 2,149,268.62	6.30%	\$ 135,403.92	1.30%	\$ 27,940.49		
TS-443A	James A. Anderson	\$ 2,461,975.00			6.10%	\$ 150,180.48		

**Delaware River Joint Toll Bridge Commission  
Meeting of October 28, 2024**

**Minority, Women and Small Business Enterprise Payment Reporting  
Completed Contracts**

\*Categories highlighted below indicates the Prime has either met or exceeded the target.

PROJECT NO.	CONTRACTOR / CONSULTANT	CONTRACT VALUE	MBE GOAL 7.0 %	MBE PAYMENTS	WBE GOAL 3.0 %	WBE PAYMENTS	SBE GOAL 25.0 %	SBE PAYMENTS
T-543A	James D. Morrissey	\$ 6,683,640.40	4.80%	\$ 320,814.74	8.64%	\$ 577,466.53		
CM-444A	JMT	\$ 905,196.00	9.50%	\$ 85,993.62	2.80%	\$ 25,345.49		
CM-506A	JMT	\$ 1,459,000.00	7.65%	\$ 111,613.50	2.40%	\$ 35,016.00		
CM-543A	JMT	\$ 752,729.58					30.60%	\$ 230,335.25
C-506A	K.S. Engineers	\$ 1,156,622.33	63.38%	\$ 733,067.23	13.44%	\$ 155,450.04		
TTS-476A-1	Kyle Conti	\$ 4,128,641.00	0.09%	\$ 3,715.78	9.00%	\$ 371,577.69		
C-628B	Louis Berger Group	\$ 781,897.95					9.21%	\$ 92,111.29
C-599A	McCormick & Taylor	\$ 259,868.37			0.01%	\$ 5,000.00		
DB-562A	M.L. Ruberton	\$ 344,492.68	8.30%	\$ 28,592.89	3.80%	\$ 13,090.72		
T-475A	Miniscalco	\$ 68,229.51	2.25%	\$ 1,535.16	1.20%	\$ 818.75		
TS-445A	Neshaminy Contractors	\$ 6,285,926.10	16.90%	\$ 1,062,321.51	2.70%	\$ 169,720.00		
TS-447B	Neshaminy Contractors	\$ 8,955,586.24	8.60%	\$ 770,180.42	2.58%	\$ 231,054.12		
C-437B	Parsons Brinkerhoff	\$ 2,254,674.00					22.54%	\$ 508,203.52
C-437A	Pennoni Associates	\$ 764,181.39					24.00%	\$ 183,403.53
C-556A	Pennoni Associates	\$ 323,615.98					25.21%	\$ 98,228.18
C-455B	Remington & Vernick	\$ 400,000.00					2.49%	\$ 9,960.00
TS-444A	Road-Con	\$ 7,814,850.68	4.87%	\$ 380,583.23	0.31%	\$ 24,226.04		
T-639A	Road-Con	\$ 3,324,313.00			13.90%	\$ 462,079.51		
C-621A	Rummel, Klepper & Kahl	\$ 487,881.64	9.01%	\$ 43,941.24	3.16%	\$ 15,427.54		
T-624A	Sparwick	\$ 874,601.00	7.60%	\$ 66,469.68	0.75%	\$ 6,559.51		
C-440B	Stantec	\$ 728,011.79	4.75%	\$ 34,580.56	2.80%	\$ 20,384.33		
C-440A	Stantec	\$ 405,011.03	4.80%	\$ 19,440.53	6.60%	\$ 26,730.73		
C-600A	STV	\$ 800,000.00					12.60%	\$ 100,800.00
CM-472A	STV	\$ 1,728,385.40					23.80%	\$ 411,355.73
CM-474A	STV	\$ 291,172.17						
C-538A	STV	\$ 500,000.00	1.25%	\$ 6,250.00	31.20%	\$ 156,000.00		
CM-443A	STV	\$ 204,152.63	16.75%	\$ 34,195.57	11.00%	\$ 22,456.79		
CM-445A	STV	\$ 682,064.44					26.00%	\$ 177,336.75
CM-498A	STV	\$ 571,665.66	12.00%	\$ 68,599.88	2.40%	\$ 13,719.98		
C-453B	T & M Associates	\$ 1,000,000.00					18.90%	\$ 189,000.00
C-07-11	Transystems	\$ 747,493.55					21.05%	\$ 157,347.39
C-447B	Transystems	\$ 666,016.64	8.00%	\$ 53,281.33	2.00%	\$ 13,320.33		
CM-476A	Trumbull	\$ 699,250.00	13.60%	\$ 95,098.00	6.10%	\$ 42,654.25		
C-505A	Urban Engineers	\$ 154,598.70					36.50%	\$ 56,428.53
C-539A	URS Corporation	\$ 265,070.69						